

EAST BAY MUNICIPAL UTILITY DISTRICT

DATE: April 22, 2021

MEMO TO: Board of Directors

THROUGH: Clifford C. Chan, General Manager *CCC*

FROM: Sophia D. Skoda, Director of Finance *SDS*

SUBJECT: Quarterly Investment Report – March 31, 2021

SUMMARY

In accordance with Section 53646 of the California Government Code, the Treasurer of the District submits to the General Manager, the Internal Auditor, and the Board of Directors a quarterly investment report. Attached is the March 31, 2021 quarterly investment report. This report will be presented at the April 27, 2021 Finance/Administration Committee meeting.

DISCUSSION

The investments held by the District as of March 31, 2021 are shown in Attachment A and totaled \$796.4 million. The portfolio is in compliance with the Board's adopted policy regarding District investments and as of March 31, 2021 had an average yield to maturity of 0.26 percent. Investments also reflect working capital of the District's associated Joint Powers Authorities and the East Bay Municipal Utility District Employees' Retirement System.

Attachment B shows the composition and credit allocation of the District's investment portfolio. It also shows a comparison of the yield of the District's portfolio against the yield on the 90-day Treasury Bill and the Federal Funds Rate. On March 31, 2021, the Federal Funds Rate was 0.25 percent (upper bound) and the yield on the 90-day Treasury Bill was 0.03 percent. Forecasts of the projected cash balances of the Water and Wastewater Systems' General Funds for the six months through September 2021 are also included. In compliance with Section 53646(b)3 of the California Government Code, this report indicates the District will meet expenditure requirements for the next six months from a combination of maturing investments and revenues from budgeted operations.

CCC:SDS:RLH

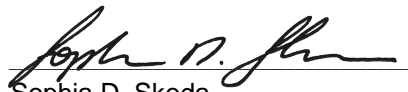
Attachments



EAST BAY MUNICIPAL UTILITY DISTRICT
Portfolio Management
Portfolio Summary
March 31, 2021

ATTACHMENT A

Description	Face Amount Shares	Market Value	Book Value	% of Portfolio	YTM @ Cost	Days To Maturity
US Treasuries	204,000,000	205,479,680	205,433,700	25.68	0.12	144
Local Government Investment Pool	156,634,451	156,634,451	156,634,451	19.58	0.08	1
Federal Agency Issues Coupon	125,482,000	126,320,164	126,285,445	15.79	0.17	170
Money Market Mutual Funds	102,896,885	102,896,885	102,896,885	12.86	0.02	1
LAIF	92,223,962	92,223,962	92,223,962	11.53	0.36	1
Medium Term Notes	64,249,000	65,571,631	64,733,993	8.20	1.67	353
Cash	50,432,669	50,432,669	50,432,669	6.30	0.01	1
Municipal Bonds	500,000	510,598	499,518	0.06	2.32	422
Total / Average	796,418,968	800,070,041	799,140,623	100.00	0.26	94


Sophia D. Skoda
Director of Finance

4/13/2021

Date

*LAIF includes Retirement funds of \$17,223,961.86



EAST BAY MUNICIPAL UTILITY DISTRICT
Portfolio Management
Non-Cash Portfolio Holdings by Fund
March 31, 2021

ATTACHMENT A

Water:

Description	Face Amount Shares	Market Value	Book Value
US Treasuries	204,000,000	205,479,680	205,433,700
Local Government Investment Pool	135,638,732	135,638,732	135,638,732
Federal Agency Issues Coupon	101,890,000	102,639,379	102,620,204
Money Market Mutual Funds	81,766,703	81,766,703	81,766,703
LAIF	59,001,800	59,001,800	59,001,800
Medium Term Notes	45,138,000	46,171,606	45,353,090
Municipal Bonds	365,000	374,640	364,707
Total/Average	627,800,235	631,072,539	630,178,937

Wastewater:

Description	Face Amount Shares	Market Value	Book Value
Federal Agency Issues Coupon	23,592,000	23,680,785	23,665,241
Money Market Mutual Funds	21,130,182	21,130,182	21,130,182
Local Government Investment Pool	20,995,719	20,995,719	20,995,719
Medium Term Notes	19,111,000	19,400,026	19,380,903
LAIF	9,521,100	9,521,100	9,521,100
Municipal Bonds	135,000	135,959	134,810
Total/Average	94,485,001	94,863,770	94,827,955



EAST BAY MUNICIPAL UTILITY DISTRICT
Portfolio Management
Non-Cash Portfolio Holdings by Fund
March 31, 2021

ATTACHMENT A

JPA:

BACWA	Face Amount Shares	Market Value	Book Value
LAIF Local Government Investment Pool	2,262,600	2,262,600	2,262,600
Total/Average	2,262,600	2,262,600	2,262,600

DERWA

LAIF Local Government Investment Pool	1,000,000	1,000,000	1,000,000
Total/Average	1,000,000	1,000,000	1,000,000

FRWA

LAIF Local Government Investment Pool	1,000,000	1,000,000	1,000,000
Total/Average	1,000,000	1,000,000	1,000,000

IICP

LAIF Local Government Investment Pool	150,500	150,500	150,500
Total/Average	150,500	150,500	150,500

UMRWA

LAIF Local Government Investment Pool	64,000	64,000	64,000
Total/Average	64,000	64,000	64,000



EAST BAY MUNICIPAL UTILITY DISTRICT
Portfolio Management
Non-Cash Portfolio Holdings by Fund
March 31, 2021

ATTACHMENT A

Other:

Employee Retirement System	Face Amount Shares	Market Value	Book Value
LAIF Local Government Investment Pool	17,223,962	17,223,962	17,223,962
Total/Average	17,223,962	17,223,962	17,223,962

FERC

LAIF Local Government Investment Pool	2,000,000	2,000,000	2,000,000
Total/Average	2,000,000	2,000,000	2,000,000



EAST BAY MUNICIPAL UTILITY DISTRICT
Portfolio Management
Portfolio Details by Fund - Investments
March 31, 2021

Description	CUSIP	Settlement Date	Face Amount Shares	Market Value	Book Value	Cost Value	Moody's	S&P	YTM @ Cost	Days To Maturity
Water:										
US Treasuries										
T-Bill 0 4/21/2021	9127962Q1	12/24/2020	34,000,000	33,999,660	33,998,280	33,990,335	Aaa	AA+	0.09	21
T-Note 1.375 5/31/2021	912828R77	10/29/2020	34,000,000	34,073,100	34,072,308	34,253,672	Aaa	AA+	0.10	61
T-Note 1.5 11/30/2021	912828YT1	7/23/2020	34,000,000	34,326,740	34,305,732	34,620,234	Aaa	AA+	0.15	244
T-Note 1.75 11/30/2021	912828U65	8/12/2020	34,000,000	34,382,500	34,362,928	34,706,520	Aaa	AA+	0.15	244
T-Note 2 5/31/2021	912828WN6	10/29/2020	34,000,000	34,108,120	34,107,895	34,378,516	Aaa	AA+	0.10	61
T-Note 2.875 11/15/2021	9128285L0	8/10/2020	34,000,000	34,589,560	34,586,557	35,183,359	Aaa	AA+	0.12	229
Subtotal/Average			204,000,000	205,479,680	205,433,700	207,132,636				
CAMP CA Asset Mgmt Program										
CAMP LGIP	CAMP6035	5/9/2014	115,607,033	115,607,033	115,607,033	115,607,033	NR	AAA	0.08	1
Subtotal/Average			115,607,033	115,607,033	115,607,033	115,607,033				
Federal Agency Issues Coupon										
FHLB 1.875 11/29/2021	3130AABG2	3/15/2021	47,100,000	47,660,961	47,659,008	47,695,815	Aaa	AA+	0.08	243
FFCB 0.125 5/14/2021	3133ELZH0	10/29/2020	20,000,000	19,999,800	20,000,576	20,002,580	Aaa	AA+	0.10	44
FHLB 0.09 11/30/2021	3130AKHN9	1/25/2021	12,000,000	12,001,080	11,999,197	11,998,984	Aaa	AA+	0.10	244
FNMA 2.5 4/13/2021	3135G0U27	8/13/2020	7,275,000	7,280,966	7,281,169	7,390,309	Aaa	AA+	0.12	13
FHLB 1.625 11/19/2021	3130AHJY0	2/19/2021	7,260,000	7,331,874	7,332,496	7,344,942	Aaa	AA+	0.06	233
FHLB 3 10/12/2021	3130AF5B9	2/19/2021	6,255,000	6,352,578	6,353,704	6,373,951	Aaa	AA+	0.06	195
FFCB 1.95 11/2/2021	3133EHP31	12/12/2018	1,000,000	1,011,110	994,888	975,010	Aaa	AA+	2.86	216
FHLMC 1.5 4/27/2021-18	3134G9EE3	1/9/2019	1,000,000	1,001,010	999,165	974,050	Aaa	AA+	2.67	27
Subtotal/Average			101,890,000	102,639,379	102,620,204	102,755,641				
Money Market Mutual Funds										
Federated MM	MM3767	1/9/2018	27,459,662	27,459,662	27,459,662	27,459,662	Aaa	AAA	0.02	1
Morgan Stanley MM	MM0852	6/30/2011	27,307,042	27,307,042	27,307,042	27,307,042	Aaa	AAA	0.03	1
Fidelity Investments MM	MM4022	3/2/2016	27,000,000	27,000,000	27,000,000	27,000,000	Aaa	AAA	0.01	1
Subtotal/Average			81,766,703	81,766,703	81,766,703	81,766,703				
LAIF Local Government Investment Pool										
LAIF LGIP	LGIP1001	6/30/2011	59,001,800	59,001,800	59,001,800	59,001,800	NR	NR	0.36	1
Subtotal/Average			59,001,800	59,001,800	59,001,800	59,001,800				

Description	CUSIP	Settlement Date	Face Amount Shares	Market Value	Book Value	Cost Value	Moody's	S&P	YTM @ Cost	Days To Maturity
Medium Term Notes										
Apple Inc 2.7 5/13/2022	037833BF6	2/21/2019	9,802,000	10,076,848	9,799,112	9,793,668	Aa1	AA+	2.73	408
Apple Inc 2.7 5/13/2022	037833BF6	2/7/2019	5,845,000	6,008,894	5,843,028	5,839,243	Aa1	AA+	2.73	408
Apple Inc 2.85 5/6/2021	037833AR1	3/24/2020	5,460,000	5,472,503	5,463,599	5,500,786	Aa1	AA+	2.17	36
MICROSOFT CORP 2.375 2/12/2022	594918BA1	3/3/2021	5,422,000	5,512,656	5,517,080	5,525,452	Aaa	AA+	0.34	318
APPLE INC 2.4 5/3/2023	037833AK6	3/16/2020	5,000,000	5,223,300	5,099,263	5,148,700	Aa1	AA+	1.43	763
Apple Inc 2.85 5/6/2021	037833AR1	11/28/2018	5,000,000	5,011,450	4,998,753	4,969,170	Aa1	AA+	3.11	36
Apple Inc 2.3 5/11/2022	037833CQ1	2/7/2019	4,444,000	4,543,101	4,423,696	4,384,539	Aa1	AA+	2.73	406
MICROSOFT CORP 2.375 5/1/2023-23	594918AT1	12/11/2019	4,165,000	4,322,854	4,208,559	4,235,805	Aaa	AAA	1.86	761
Subtotal/Average			45,138,000	46,171,606	45,353,090	45,397,363				
CalTRUST Local Government Investment Pool										
CalTRUST LGIP	CALTRUST923	4/30/2020	20,031,699	20,031,699	20,031,699	20,031,699	NR	AAA	0.05	1
Subtotal/Average			20,031,699	20,031,699	20,031,699	20,031,699				
Municipal Bonds										
Yorba Linda Redevelopment Agency Successor Agency	986176AR6	9/1/2017	365,000	374,640	364,707	363,971	None	AA-	2.31	519
Subtotal/Average			365,000	374,640	364,707	363,971				
Total/Average			627,800,235	631,072,539	630,178,937	632,056,846				



EAST BAY MUNICIPAL UTILITY DISTRICT
Portfolio Management
Portfolio Details by Fund - Investments
March 31, 2021

Description	CUSIP	Settlement Date	Face Amount Shares	Market Value	Book Value	Cost Value	Moody's	S&P	YTM @ Cost	Days To Maturity
Wastewater:										
Federal Agency Issues Coupon										
FFCB 0.15 5/26/2021	3133ELB60	1/12/2021	4,500,000	4,500,630	4,500,455	4,501,088	Aaa	AA+	0.09	56
FNMA 2.5 4/13/2021	3135G0U27	10/29/2020	3,920,000	3,923,214	3,923,352	3,962,806	Aaa	AA+	0.10	13
FFCB 2.375 4/15/2021	3133EKGY6	8/13/2020	3,500,000	3,503,185	3,503,244	3,552,990	Aaa	AA+	0.12	15
FHLB 3 10/12/2021	3130AF5B9	1/25/2021	2,550,000	2,589,780	2,589,568	2,602,758	Aaa	AA+	0.10	195
FHLB 1.625 11/19/2021	3130AHJY0	1/25/2021	2,230,000	2,252,077	2,251,700	2,257,753	Aaa	AA+	0.10	233
FFCB 0.1 11/30/2021	3133EMHS4	1/15/2021	1,817,000	1,817,218	1,817,000	1,817,000	Aaa	AA+	0.10	244
FHLB 1.75 5/25/2021	3130ABZP4	1/14/2021	1,500,000	1,503,780	1,503,814	1,509,084	Aaa	AA+	0.09	55
FHLB 1.75 4/7/2021	3130AB5A0	10/29/2020	1,025,000	1,025,287	1,025,325	1,032,421	Aaa	AA+	0.10	7
FNMA 2.28 4/23/2021-14	3136G0EG2	12/12/2018	850,000	851,139	849,700	838,755	Aaa	AA+	2.86	23
FFCB 1.75 4/1/2021	3133ECKF0	12/10/2019	500,000	500,000	500,001	500,318	Aaa	AA+	1.70	1
FFCB 1.79 11/12/2024-21	3133EK6L5	11/18/2019	500,000	504,530	499,575	499,415	Aaa	AA+	1.82	1322
FFCB 2 4/4/2022	3133ECKQ6	11/18/2019	500,000	509,405	501,478	503,477	Aaa	AA+	1.70	369
FHLMC 1.8 5/28/2021-15	3134G45K0	12/13/2019	200,000	200,540	200,029	200,262	Aaa	AA+	1.71	58
Subtotal/Average			23,592,000	23,680,785	23,665,241	23,778,127				
Money Market Mutual Funds										
Federated MM	MM3767	6/25/2018	7,085,504	7,085,504	7,085,504	7,085,504	Aaa	AAA	0.02	1
Morgan Stanley MM	MM0852	10/29/2019	7,044,678	7,044,678	7,044,678	7,044,678	Aaa	AAA	0.03	1
Fidelity Investments MM	MM4022	12/20/2019	7,000,000	7,000,000	7,000,000	7,000,000	Aaa	AAA	0.01	1
Subtotal/Average			21,130,182	21,130,182	21,130,182	21,130,182				
CAMP CA Asset Mgmt Program										
CAMP LGIP	CAMP6035	8/19/2016	20,995,719	20,995,719	20,995,719	20,995,719	NR	AAA	0.08	1
Subtotal/Average			20,995,719	20,995,719	20,995,719	20,995,719				

Description	CUSIP	Settlement Date	Face Amount Shares	Market Value	Book Value	Cost Value	Moody's	S&P	YTM @ Cost	Days To Maturity	
Medium Term Notes											
MICROSOFT CORP 2.375 2/12/2022	594918BA1	3/4/2021	4,952,000	5,034,797	5,038,725	5,046,088	Aaa	AA+	0.35	318	
APPLE INC 2.5 2/9/2022	037833CM0	3/3/2021	4,343,000	4,418,959	4,422,570	4,429,643	Aaa	AA+	0.36	315	
APPLE INC 2.15 2/9/2022	037833AY6	3/3/2021	3,751,000	3,812,704	3,815,245	3,820,956	Aaa	AA+	0.15	315	
Apple Inc 2.85 5/6/2021	037833AR1	10/8/2020	3,575,000	3,583,187	3,584,570	3,630,827	Aa1	AA+	0.15	36	
Apple Inc 2.3 5/11/2022	037833CQ1	3/17/2020	1,000,000	1,022,300	1,009,449	1,018,270	Aa1	AA+	1.43	406	
Microsoft Corp 2.65 11/3/2022	594918BH6	3/18/2020	500,000	517,640	509,685	515,975	Aaa	AAA	1.41	582	
Apple Inc 2.7 5/13/2022	037833BF6	3/16/2020	400,000	411,216	405,702	411,012	Aa1	AA+	1.40	408	
Microsoft Corp 2.65 11/3/2022	594918BH6	3/18/2020	250,000	258,820	254,842	257,988	Aaa	AAA	1.41	582	
Toyota Motor Credit Corp 2.95 4/13/2021	89236TEU5	11/30/2018	215,000	215,116	214,976	213,398	Aa3	AA-	3.28	13	
Apple Inc 2.85 5/6/2021	037833AR1	1/16/2020	125,000	125,286	125,139	126,833	Aa1	AA+	1.71	36	
Subtotal/Average			19,111,000	19,400,026	19,380,903	19,470,989					
LAIF Local Government Investment Pool											
LAIF LGIP	LGIP1001	6/30/2011	9,521,100	9,521,100	9,521,100	9,521,100	NR	NR	0.36	1	
Subtotal/Average			9,521,100	9,521,100	9,521,100	9,521,100					
Municipal Bonds											
Palm Springs CA Cmnty Redevelopment Agency Success	69667ABS4	11/15/2017	135,000	135,959	134,810	133,292	None	AA-	2.35	154	
Subtotal/Average			135,000	135,959	134,810	133,292					
Total/Average			94,485,001	94,863,770	94,827,955	95,029,409					



EAST BAY MUNICIPAL UTILITY DISTRICT
Portfolio Management
Portfolio Details by Fund - Investments
March 31, 2021

Description	CUSIP	Settlement Date	Face Amount Shares	Market Value	Book Value	Cost Value	Moody's	S&P	YTM @ Cost	Days To Maturity
JPA:										
BACWA										
LAIF LGIP	LGIP1001	6/30/2011	2,262,600	2,262,600	2,262,600	2,262,600	NR	NR	0.36	1
Subtotal/Average			2,262,600	2,262,600	2,262,600	2,262,600				
DERWA										
LAIF LGIP	LGIP1001	2/1/2017	1,000,000	1,000,000	1,000,000	1,000,000	NR	NR	0.36	1
Subtotal/Average			1,000,000	1,000,000	1,000,000	1,000,000				
FRWA										
LAIF LGIP	LGIP1001	6/30/2011	1,000,000	1,000,000	1,000,000	1,000,000	NR	NR	0.36	1
Subtotal/Average			1,000,000	1,000,000	1,000,000	1,000,000				
IICP										
LAIF LGIP	LGIP1001	6/30/2011	150,500	150,500	150,500	150,500	NR	NR	0.36	1
Subtotal/Average			150,500	150,500	150,500	150,500				
UMRWA										
LAIF LGIP	LGIP1001	6/30/2011	64,000	64,000	64,000	64,000	NR	NR	0.36	1
Subtotal/Average			64,000	64,000	64,000	64,000				



EAST BAY MUNICIPAL UTILITY DISTRICT
Portfolio Management
Portfolio Details by Fund - Investments
March 31, 2021

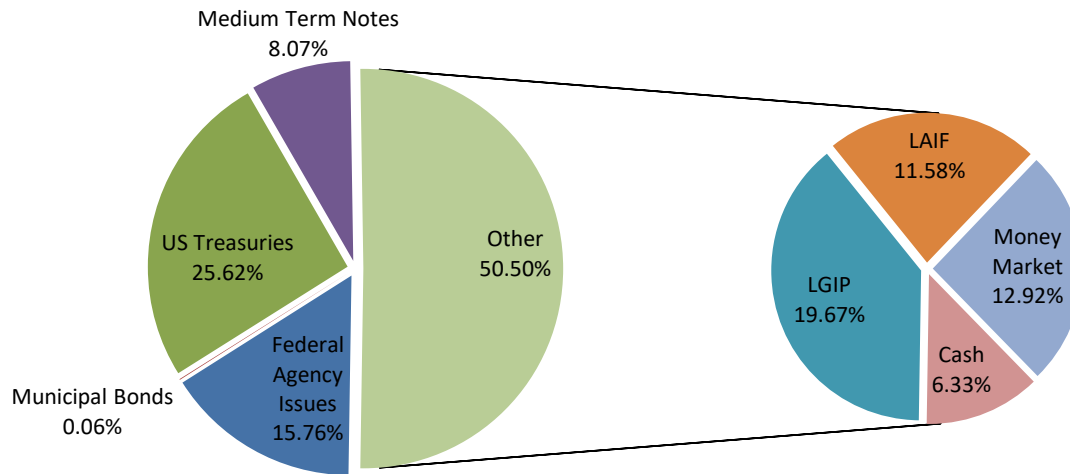
Description	CUSIP	Settlement Date	Face Amount Shares	Market Value	Book Value	Cost Value	Moodys	S&P	YTM @ Cost	Days To Maturity
Other:										
Employee Retirement System										
LAIF LGIP	LGIP1005	6/30/2011	17,223,962	17,223,962	17,223,962	17,223,962	NR	NR	0.36	1
Subtotal/Average			17,223,962	17,223,962	17,223,962	17,223,962				
FERC										
LAIF LGIP	LGIP1001	6/30/2011	2,000,000	2,000,000	2,000,000	2,000,000	NR	NR	0.36	1
Subtotal/Average			2,000,000	2,000,000	2,000,000	2,000,000				
Cash										
WELLS FARGO Cash	CASH2017	4/1/2017	50,432,669	50,432,669	50,432,669	50,432,669	NR	NR	0.01	1
Subtotal/Average			50,432,669	50,432,669	50,432,669	50,432,669				



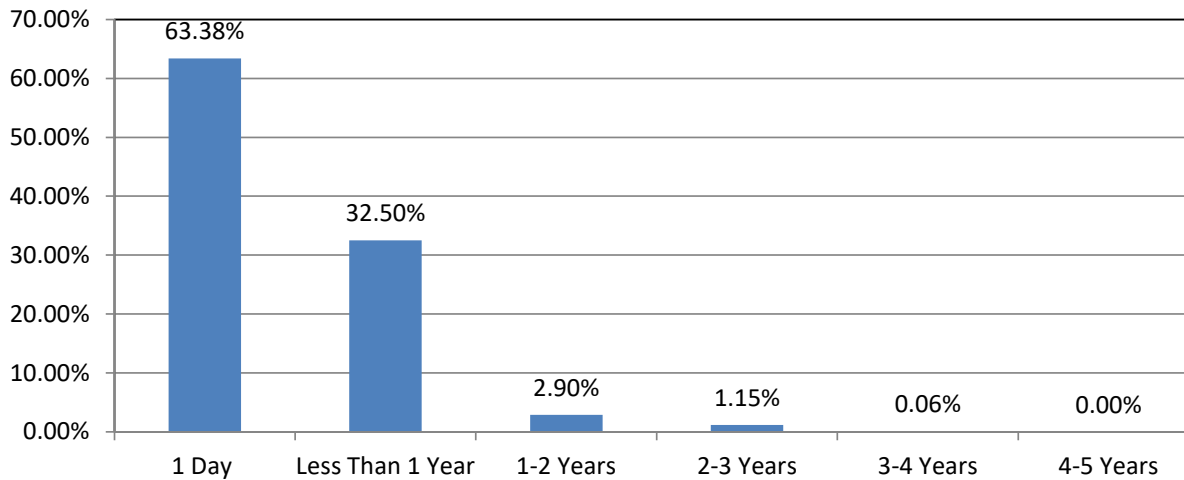
EAST BAY MUNICIPAL UTILITY DISTRICT
Investment Portfolio
Yield and Composition - by Asset Class
March 31, 2021

ATTACHMENT B-1

Portfolio Holding Distribution by Asset Class



Portfolio Holdings Distribution by Maturity Range

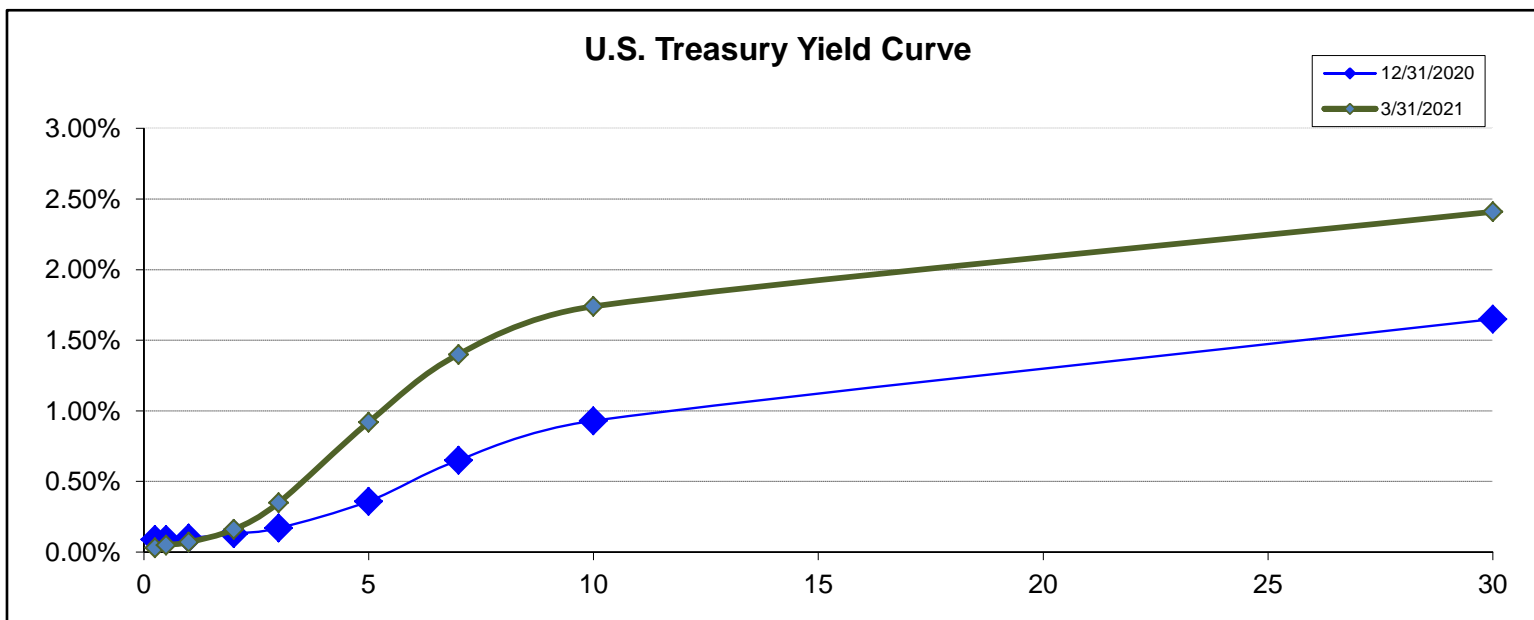
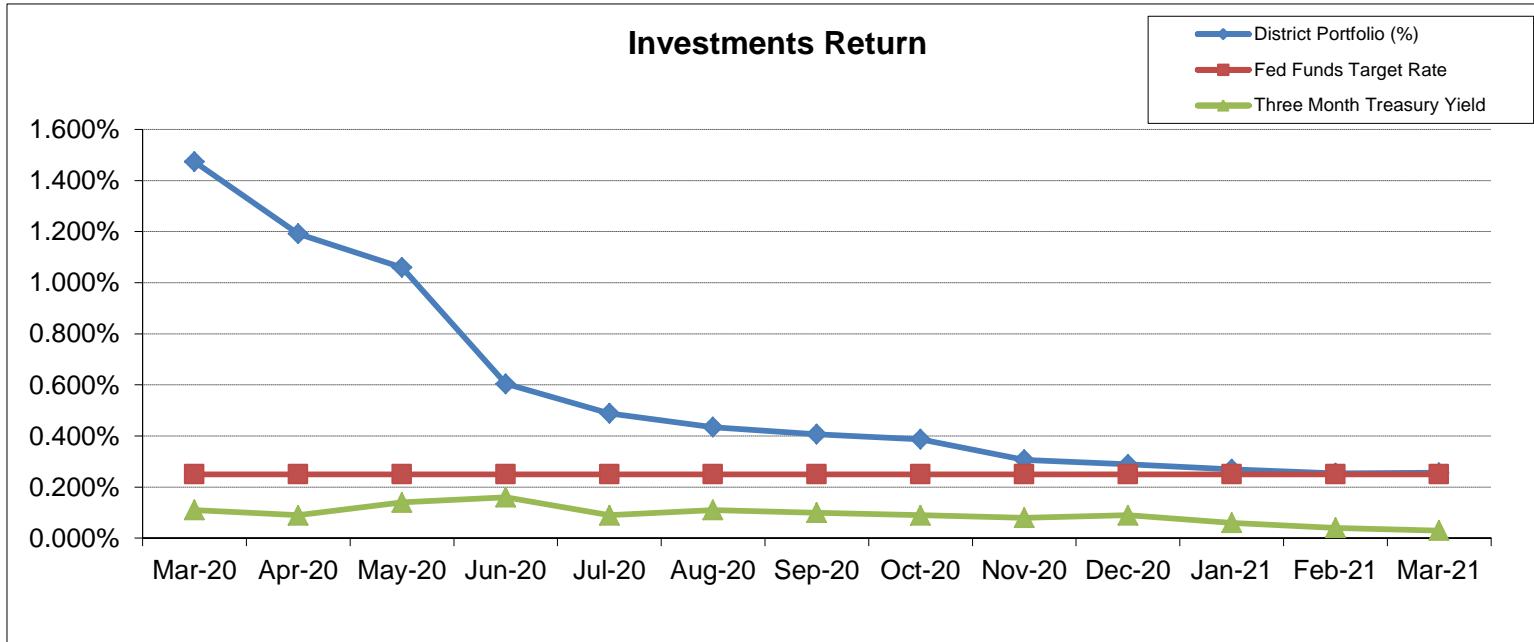


Ratings & Amounts

<u>U.S. Treasuries</u>		
T-Bills	AA+	34,000,000
T-Notes	AA+	170,000,000
<u>Agency Bonds</u>		
FAMC	AA+	-
FFCB	AA+	32,317,000
FHLB	AA+	79,920,000
FHLMC	AA+	1,200,000
FNMA	AA+	12,045,000
<u>Municipal Bonds</u>		
Municipal	AAA category	-
Municipal	AA category	500,000
<u>Corporate Bonds</u>		
Corporate	AAA category	4,915,000
Corporate	AA+ category	59,119,000
Corporate	AA- category	215,000
<u>Overnight Liquidity</u>		
LGIP	AAAmf	156,634,451
MMF	AAAmf	102,896,885
LAIF	N/A	92,223,962
Cash	N/A	50,432,669
		<u>\$ 796,418,968</u>



**EAST BAY MUNICIPAL UTILITY DISTRICT
Investment Portfolio
Yield and Composition of Investment Portfolio
March 31, 2021**





EAST BAY MUNICIPAL UTILITY DISTRICT
Investment Portfolio
Yield and Composition of Investment Portfolio
March 31, 2021

ATTACHMENT B-3

Projected Cash Flow (in \$Millions)

Water System

Month End	Matured Investments	Projected			Matured Reinvested
		Receipts	Disbursements	Cash & Investments	
Mar-21				647.8	
Apr-21	42.3	48.5	56.3	640.0	42.3
May-21	98.5	52.2	185.1	507.1	98.5
Jun-21	0.0	77.6	56.3	528.4	0.0
Jul-21	0.0	60.5	56.8	532.1	0.0
Aug-21	0.0	66.2	54.8	543.5	0.0
Sep-21	0.0	66.3	54.8	555.0	0.0

Wastewater System

Month End	Matured Investments	Projected			Matured Reinvested
		Receipts	Disbursements	Cash & Investments	
Mar-21				112.2	
Apr-21	8.6	9.2	10.5	110.9	8.6
May-21	3.9	9.2	30.5	89.6	3.9
Jun-21	0.0	26.2	10.5	105.4	0.0
Jul-21	0.0	9.3	11.0	103.7	0.0
Aug-21	0.0	9.3	11.0	102.0	0.0
Sep-21	0.1	9.3	11.0	100.3	0.1

EAST BAY MUNICIPAL UTILITY DISTRICT

DATE: April 22, 2021

MEMO TO: Board of Directors

THROUGH: Clifford C. Chan, General Manager *CCC*

FROM: Sophia D. Skoda, Director of Finance *SDS*

SUBJECT: Annual Investment Policy Review

RECOMMENDATION

Recommend approval of revisions to Policy 4.07 – Investment Policy, which was last revised on April 28, 2020, and renew existing delegation of authority for the management of investments on behalf of the District and Joint Powers Authorities to the Director of Finance, as the Treasurer of the District. The policy has been reviewed and amended for clarity, and to ensure continued compliance with the California Government Code (Code). Notably, maximum weighted average maturity was extended, and a section on zero or negative market rates was added. This item will be presented at the April 27, 2021 Finance/Administration Committee meeting.

DISCUSSION

Section 53646 of the Code encourages the Treasurer to present annually a statement of investment policy to the Board for consideration at a public meeting. The District's policy has been reviewed to ensure continued compliance with the Code, and a provider has been added in a subsection. Key changes include the following:

- Clarifications
 - State Treasurer's authority to determine the maximum Local Agency Investment Fund LAIF balance for participants
- Adjustments
 - Maximum weighted average maturity extended from 720 to 900 days
 - Maximum issuer limits for Commercial Paper adjusted to reflect changes in the Code
- Addition
 - Section addressing zero and negative market rates was added to reflect a change in the Code

The proposed policy, one with changes marked and the other in unmarked form, are attached.

CCC:SDS:DRC

Attachments