



Water Play



©1976, 1992 EAST BAY MUNICIPAL UTILITY DISTRICT



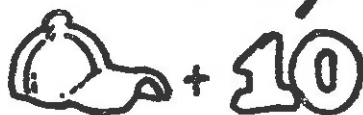
THOUGHT

Introduction

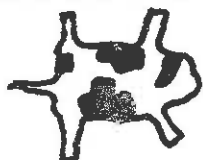
This book is about water and what it means to you. We hope that you will enjoy learning how important water is to all of us. Have fun with WATER PLAY!

Water Secrets

Can you decode these messages?



SAYS



2 SWIM



CLEAN






2

"C"

THAT

Y+



DOES




DRIP.

Many words can be written to show their meaning. Look at the examples and then try some of your own using water words.

drip
cup



Water Is All Around



Mostly we use water that's a liquid. But sometimes water freezes into ice and becomes a solid. Water can even be a vapor which we can't see. Then it moves in the air and forms clouds high above the earth. One day the water comes back as raindrops or snowflakes.

Draw pictures of water in as many different forms as you can. Write the name of the form of water you draw on the line below each picture.

A large empty rectangular box with a horizontal line at the bottom for writing.A large empty rectangular box with a horizontal line at the bottom for writing.A large empty rectangular box with a horizontal line at the bottom for writing.A large empty rectangular box with a horizontal line at the bottom for writing.


Water Alphabet

Fill in the missing letters and identify the water objects pictured.


A




G



B




H



C




I



D




J




E




K




F



L

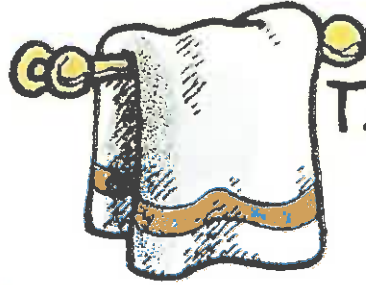


M




M-----

T




T-----

N



N-----

U



U-----

O



P-----

V



Vap-----

P




W




W-----

Q



X

R




R-----

Y

HE CAN'T THINK
OF ANY FOR X, Y
AND Z! CAN YOU?

S



S-----

Z



Hidden Water Words

There are 32 water words hidden in the puzzle below. They are printed on the horizontal (left to right) and vertical (top to bottom).

R	Q	P	A	I	L	S	H	O	R	E
F	I	S	H	P	I	N	T	U	B	E
T	J	V	L	S	D	O	D	R	I	P
I	K	W	E	T	R	W	C	U	P	U
P	D	F	A	R	A	I	N	E	O	M
O	L	A	K	E	I	M	T	T	A	P
O	H	U	M	A	N	H	O	S	E	N
L	W	C	I	M	O	P	I	P	E	D
S	A	E	C	Q	F	I	L	T	E	R
W	S	T	E	A	M	X	E	G	G	I
I	H	B	O	I	L	I	T	R	E	N
M	F	R	E	E	Z	E	S	I	N	K


BOIL	LAKE	SINK
CUP	LEAK	SNOW
DRAIN	LITRE	STEAM
DRINK	MOP	STREAM
DRIP	PAIL	SWIM
FAUCET	PINT	TAP
FILTER	PIPE	TOILET
FISH	POOL	TUB
FREEZE	PUMP	WASH
HOSE	RAIN	WET
ICE	SHORE	

BONUS: There are 3 other water words on the diagonal (left to right)

Can you find these 10 water words hidden in this puzzle?

CUP FISH FOG
PAIL PINT POOL
SNOW SHORE TAP
TUB

M	E	C	U	P	I	N	T
F	I	S	H	O	R	E	U
O	F	S	N	O	W	W	B
G	P	A	I	L	T	A	P



A Water Mystery - Where Did It Go?

Pour enough water on cement or asphalt to make a small puddle. Use chalk to draw a circle around the puddle. Guess what will happen to your puddle by tomorrow.




My guess about the puddle is _____


What really happened to the puddle is _____

Where did the water go? _____

How many words
can you make out of
the letters in...



- | | | | | | |
|----------|----------|-----------|-----------|-----------|-----------|
| 1) _____ | 5) _____ | 9) _____ | 17) _____ | 25) _____ | 29) _____ |
| 2) _____ | 6) _____ | 10) _____ | 18) _____ | 26) _____ | 30) _____ |
| 3) _____ | 7) _____ | 11) _____ | 19) _____ | 27) _____ | 31) _____ |
| 4) _____ | 8) _____ | 12) _____ | 20) _____ | 28) _____ | 32) _____ |
| | | 13) _____ | 21) _____ | | 33) _____ |
| | | 14) _____ | 22) _____ | | |
| | | 15) _____ | 23) _____ | | |
| | | 16) _____ | 24) _____ | | |





Clyde needs to catch 5 fish for dinner. He has caught 3. How many more fish must he catch?

How many boats are tied to the dock?


How many boats are out fishing?

How many boats are there all together?


Clyde's boat is sinking. Is he closer to the buoy or the island?

How much closer?

Can you think of a water word that rhymes with each of the objects pictured below?



M _ _ _



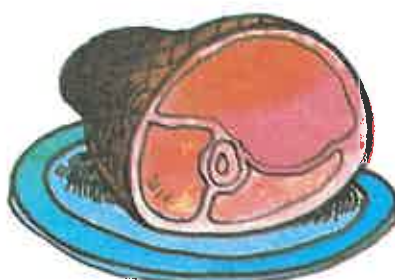
R _ _ _



L _ _ _




H _ _ _



D _ _



L _ _ _



BROOMS

On stormy days
When the wind is high
Tall trees are brooms
Sweeping the sky.

They swish their branches
In buckets of rain
And swash and sweep it
Blue again.

Aldis, from Altogether

"Copyright 1952. G.P. Putnam's Sons"

The day the water stopped!



Sam came home from school. He was very hot. "Mother," asked Sam, "may I have a glass of water?"

"Yes," said his mother, "but remember to shut off the faucet when you finish. We don't want to waste any water."

Sam went into the kitchen and got a glass from the cupboard. He turned on the faucet but no water came out. That was strange.


Sam went into the bathroom and tried again. No water came out there either.


"Mother," he called. "The water has stopped. Nothing comes out of the faucet."

His mother went into the kitchen and turned on the faucet. Still no water came out. Then she remembered.

"You will have to wait for a few minutes, Sam," she said. "The water man came by a while ago. He is fixing a big pipe in the next block. After that, the water faucet will work and you will have plenty to drink."

"May I have a piece of chocolate cake while I wait then?" asked Sam, "or is the cake turned off, too?"





FIND THE HIDDEN WATER OBJECTS!

10.

Water Crossword



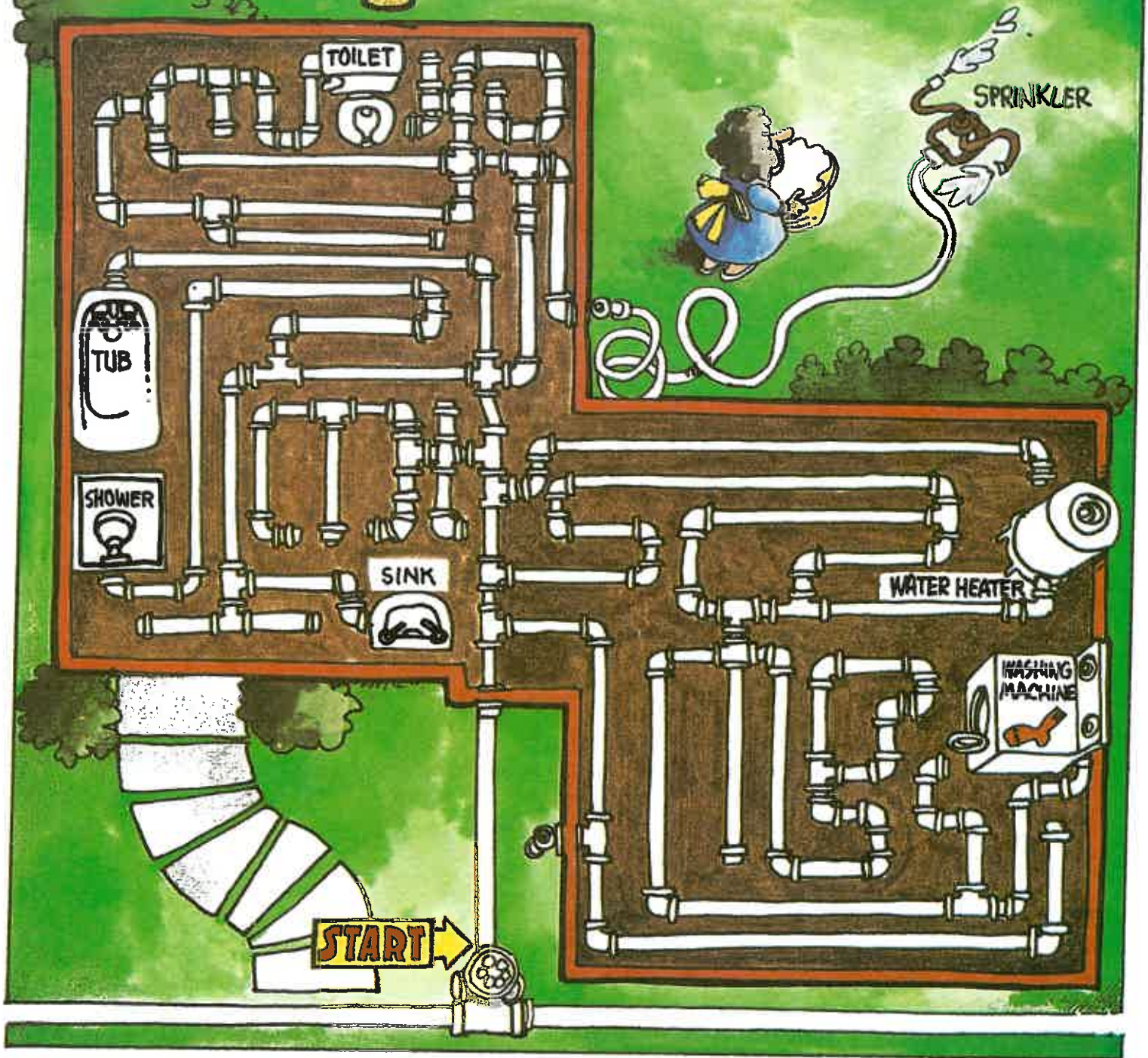
ACROSS

- 1 Fun to catch and good to eat.
- 4 Body of water behind a dam.
- 7 Found on ground after rain.
- 10 Water which falls from the sky.
11. H_2O
- 13 Large body of salt water.
14. Soaked or covered with water.

DOWN

2. Frozen Water
3. Water rising into the air.
4. Flows from mountain to the sea.
5. Melts icicles.
6. Holds water in the sky.
8. Barrier across a river.
9. Falls in mountains.
- 12 Body of fresh water.


Pipe Maze



Can you follow the water through the pipes to the:





- | | | | |
|--------|-------------|-------------------|----------|
| ① TUB | ③ TOILET | ⑤ WASHING MACHINE | ⑦ SHOWER |
| ② SINK | ④ SPRINKLER | ⑥ WATER HEATER | |

Be Smart About Using Water



People often waste water. But since water is so important to all life, we need to use the water we have very carefully. That way there will be enough for everyone.

Look at the pictures below to see four ways water is being wasted.



Can you think of any other ways people waste water?
Write your answers in the spaces below.

1. _____

2. _____

Coloring Jig-Saw

Color the picture below. Then you can cut it out to make a jig-saw puzzle!



How can you save water in your garden?

JIGSAW PUZZLE

Cut out the pieces below. Then arrange them to make a picture. Make sure that you have already colored the picture on page 14.



Captain Hydro is the hero of water conservation. He is always looking for the Water Bandit. The Water Bandit wastes water. Have you seen him? Help Captain Hydro find him and fight water waste.