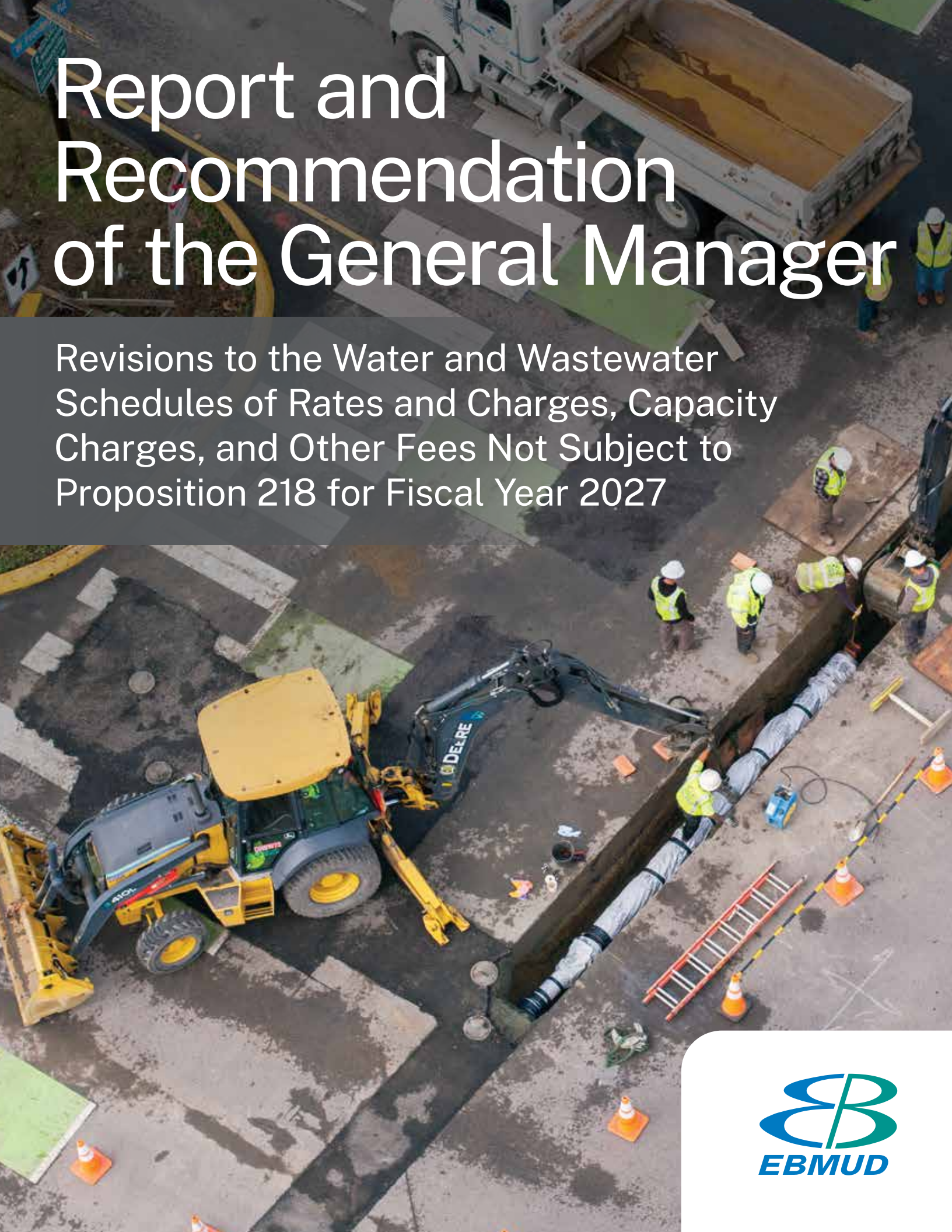


Report and Recommendation of the General Manager

Revisions to the Water and Wastewater Schedules of Rates and Charges, Capacity Charges, and Other Fees Not Subject to Proposition 218 for Fiscal Year 2027



East Bay Municipal Utility District

Report and Recommendation of the General Manager

Revisions to the Water and Wastewater
Schedules of Rates and Charges, Capacity Charges, and Other Fees
Not Subject to Proposition 218 for Fiscal Year 2027

Presented to the Board of Directors

by Clifford C. Chan, General Manager

May 12, 2026

Table of Contents

- Introduction 1
- Recommended Changes to Water System Charges Not Subject to Proposition 218..... 2
 - Schedule B – Account Establishment Charge 3
 - Schedule C – Charges for Special Services 3
 - Schedule D – Water Service Installation Charges..... 4
 - Schedule E – Private Fire Service Installation Charges 4
 - Schedule F – Public Fire Hydrant Installation Charges 4
 - Schedule G – Water Main Extension Charges 4
 - Schedule H – Standard Participation Charge (SPC) 5
 - Schedule J – System Capacity Charges (SCC) 5
 - Schedule M – Water Service Estimate Application Fees 5
- Recommended Changes to Wastewater System Charges Not Subject to Proposition 218 6
 - Wastewater System Schedule C – Wastewater Department Industrial Permit Fees 6
 - Wastewater System Schedule D – Wastewater Department Other Fees 6
 - Wastewater System Schedule E – Wastewater Department Testing Fees 7
 - Wastewater System Schedule F – Wastewater Department Resource Recovery Fees and Prices 7
 - Wastewater System Schedule G – Wastewater Capacity Charges (WCC) 7
 - Wastewater System Schedule H – Wastewater Interceptor Connection Review, Coordination and Inspection Fee 8
- Recommended Changes to Other Fees Not Subject to Proposition 218 8
 - Public Records Act Fee Schedule..... 8
 - Real Property Use Application Fees 8
 - Recreation Use Fees 8
- Appendix A – Recommended Schedules of Rates, Charges and Fees Not Subject to Proposition 218 for Fiscal Year 2027 10
- Appendix B – Water System Capacity Charge Study 11
- Appendix C – Wastewater System Capacity Charge Study..... 13

Introduction

This Report and Recommendation of the General Manager for Revisions to the Water and Wastewater Schedules of Rates and Charges, Capacity Charges, and Other Fees Not Subject to Proposition 218 for Fiscal Year 2027 (Report) contains recommendations for the Fiscal Year (FY) 2027 changes to the System Capacity Charge (SCC), the Wastewater Capacity Fee (WCF), and other charges that are not subject to Proposition 218. To the extent these charges are governed by other legal requirements, such as by Proposition 26¹ or by Government Code section 66013, they are in full compliance. The Board will consider these proposed charges at the June 9, 2026 regular Board Meeting.

The proposed changes to the water and wastewater system charges are recommended to be effective as of July 1, 2026, with the exception of the Recreation Use Fees for Calendar Year 2027, which are recommended to go into effect on January 1, 2027. A public hearing on the recommendations contained in this Report is scheduled for June 9, 2026, and the Board will consider adoption of the recommendations at the same Board meeting.

All proposed schedules are available in Appendix A of this Report.

Summary

The following is a summary of the proposed changes for FY 2027. All proposed schedules are described in the next section and are available in Appendix A.

Water System

- Implement proposed changes to Schedule B – Account Establishment Charge and Schedule C – Charges for Special Services. The charges are proposed to reflect current costs and include a new tree trimming/removal charge in Schedule C.
- Implement proposed changes to Schedule D – Water Service Installation Charges, Schedule E – Private Fire Service Installation Charges, Schedule F – Public Fire Hydrant Installation Charges, and Schedule G – Water Main Extension Charges. The charges are proposed to increase to reflect current costs, include installation charges up to 12-inch private fire services, update clarifying language for private fire services larger than 12 inches, and include service relocation and elimination charges.
- Rescind Schedule H – Standard Participation Charge (SPC). After the establishment of the System Capacity Charge (SCC) in 1983, the SPC (established in 1978) was paid in circumstances where a lateral was installed prior to 1983, but no meter was set. Staff are not aware of any such circumstances still existing and recommend rescinding Schedule H.
- Implement proposed changes to Schedule J – System Capacity Charges (SCC) in accordance with the April 2026 Water System Capacity Charge Study (see Appendix B) and to update additional charges for Region 3D.

¹ Proposition 26 provides that any levy, charge, or exaction of any kind that is imposed by a local government is a “tax” requiring voter approval unless it fits within its seven stated exceptions. To the extent the charges are subject to Proposition 26, they fit within the stated exceptions.

- Implement proposed changes to Schedule M – Water Service Estimate Application Fees to replace the current fee structure with fixed cost-based application fees to reflect current costs.

Wastewater System

- Implement proposed changes to Schedule C – Wastewater Department Industrial Permit Fees. The charges are proposed to increase to reflect current costs and to establish a new Wastewater General Permit fee.
- Implement proposed changes to Schedule D – Wastewater Department Other Fees. The charges are proposed to increase to reflect current costs.
- Implement proposed changes to Schedule E – Wastewater Department Testing Fees. The charges are proposed to increase to reflect current costs and to include a new laboratory testing fee for Biochemical Oxygen Demand.
- Implement proposed changes to Schedule F – Wastewater Department Resource Recovery Rates and Prices. The charges are proposed to increase to reflect current costs and to update language on peak period prices.
- Implement proposed changes to Schedule G – Wastewater Capacity Charges (WCC) in accordance with the April 2026 Wastewater System Capacity Charge Study (see Appendix C).
- Implement proposed changes to Schedule H – Wastewater Department Wastewater Interceptor Connection Review, Coordination, and Inspection Fee. The charges are proposed to increase to reflect current costs.

Other Fees

- Implement proposed changes to the Real Property Use Application Fees, Recreation Use Fees, and Public Records Act Fee Schedules to reflect current costs.

Recommended Changes to Water System Charges Not Subject to Proposition 218

The District annually reviews the Schedules of Water System charges that are not subject to Proposition 218 to ensure that the charges are consistent with legal requirements and to reflect current costs. The following Water System schedules are recommended to be updated for FY 2027 to reflect the District’s increased costs, unless otherwise specified, including those related to labor costs:

- Schedule B – Account Establishment Charge
- Schedule C – Charges for Special Services
- Schedule D – Water Service Installation Charges
- Schedule E – Private Fire Service Installation Charges
- Schedule F – Public Fire Hydrant Installation Charges
- Schedule G – Water Main Extension Charges
- Schedule J – System Capacity Charges (SCC)
- Schedule M – Water Service Estimate Application Fees

Additionally, staff recommends rescinding Schedule H – Standard Participation Charge (SPC).

All proposed schedule changes are discussed in the following sections and available in Appendix A.

Schedule B – Account Establishment Charge

The Account Establishment Charges recovers the District’s costs to establish a new customer account or to transfer an existing account within the service area. Account establishment charges are proposed to increase as shown in Appendix A.

Schedule C – Charges for Special Services

Schedule C contains charges for special customer services. The proposed Schedule C charges are discussed below and are also shown in Appendix A.

Meter Testing Charge

Meter testing charges are proposed to increase to reflect current labor costs as shown in Appendix A.

Service Interruption Charges

Service interruption charges are proposed to increase to reflect current labor costs as shown in Appendix A.

Returned Payment Charge

The returned payment charge is proposed to decrease to reflect the reduced per-item bank fee and align with the volume of returned payments as shown in Appendix A.

Flow-Restrictor Installation Charges

The District may charge for the installation of a flow-restricting device on any service, for reasons the District deems necessary, including continued excessive water use violation of the District’s Regulation Governing Water Service, Section 29 (Water Use Restrictions), after written notification. Flow restrictor installation charges are proposed to increase to reflect current labor costs as shown in Appendix A.

Backflow Program Charges

To ensure that the water system is not compromised by contaminants, pollutants, or plumbing hazards, the District requires a backflow prevention device on some water service connections. The Backflow Program Certification Charge covers the administrative costs related to inspection and verification and the Hazard Assessment Charge recovers District labor costs to conduct backflow or cross connection inspections.

The District maintains a list of certified private companies that can perform the required backflow test. For a company to be included on the list of certified backflow testers, the District charges a Certified Tester Listing Charge. The Backflow Device Violation Charge, which recovers the District’s costs to shut off the water service and to restore the service once the backflow requirements have been met. Backflow device charges are proposed to increase to reflect current labor costs as shown in Appendix A.

Intervening Water Service Agreement Processing Charge

The Intervening Water Service Agreement Processing charge is proposed to increase to reflect current labor costs as shown in Appendix A.

Tree Trimming/Removal Charge

Staff proposes establishing a new tree trimming/removal charge as shown in Appendix A. This charge would be applicable in situations in which neighboring property owners request trimming of trees located on District property, such as around distribution reservoirs. This charge recovers the District's costs of administrative processing, site assessments, coordination and oversight of arborist evaluations and tree services, public affairs support, post-work inspections, and final documentation.

Public Hydrant Meter Charges

The charges for hydrant meter service establishment/renewal for hydrant meter site visits are proposed to increase to reflect current labor costs as shown in Appendix A. The security deposit for hydrant meters is proposed to change to reflect the replacement costs for hydrant meter materials.

Schedule D – Water Service Installation Charges

Schedule D contains the installation charges for lateral and meter installations for standard services. Updated materials, equipment and labor costs were used to calculate the recommended charges. Service installation charges are proposed to change depending on the specific installation. Staff also recommends removing the installation charges for 3-inch services because they are no longer used by the District. Staff proposes additional branch service charges and increasing service elimination charges to reflect current costs. All proposed changes are shown Appendix A.

Schedule E – Private Fire Service Installation Charges

Schedule E contains the installation charges for private fire services that supply capacity for private fire sprinkler systems or private fire hydrants. The proposed changes reflect updated materials, equipment and labor costs as shown in Appendix A. Staff are proposing to establish installation charges for private fire services up to 12-inches and including service relocation and elimination charges. Staff recommends clarifying language about costs for installing private fire service meters larger than 12 inches as shown in Appendix A.

Schedule F – Public Fire Hydrant Installation Charges

Schedule F contains the installation charges for public fire hydrants. The Public Fire Hydrant Installation Charges are almost exclusively paid by developers as a requirement for new development areas or for projects in redevelopment areas. Public Fire Hydrant Installation Charges are proposed to increase to reflect updated materials, equipment and labor costs as shown in Appendix A.

Schedule G – Water Main Extension Charges

Schedule G contains the installation charges for water main extensions for both District-installed and applicant-installed main extensions. The District generally performs all the work for all water main extensions that are up to 1,000 feet. For main extensions greater than 1,000 feet, the District generally performs the engineering and design, survey and inspection work, and the applicant is responsible for installation of the pipeline. Water Main Extension Charges are proposed to increase to reflect current labor, materials, and equipment costs as shown in Appendix A.

Schedule H – Standard Participation Charge (SPC)

Staff recommends rescinding Schedule H, which contains the Standard Participation Charge (SPC) first established in 1978. After the establishment of the System Capacity Charge in 1983, customers eligible for service under the SPC regulations could pay for service under the more favorable of either of the SPC or System Capacity Charge terms and conditions. Staff are not aware of any remaining circumstances where the SPC could apply (generally when a service lateral was constructed but no meter was set).

Schedule J – System Capacity Charges (SCC)

The District uses the System Capacity Charges (SCC) to recover the proportional share of existing system infrastructure from new development or customers requiring additional capacity. These charges have been in place since 1983 and are periodically reviewed and updated through independent capacity charge studies, including a study that was completed in 2021. In 2025, the District initiated a new SCC study with an independent rate consultant. The April 2026 System Capacity Charge Study (SCC Study) is attached as Appendix B. The study finds that allocating capacity based on meter size (meter equivalent units) provides a simpler and more administratively efficient approach than the current approach based on estimated annual water use. The meter-based approach is well suited to mature systems focused primarily on reinvestment in existing infrastructure rather than system expansion.

The proposed SCC reflects the reasonable costs for the District to provide capacity in the water system. The SCC further complies with California law, incorporates the District's understanding of development patterns², and results in charges that are more predictable for applicants while maintaining the principle that new development pays its fair share of system capacity.

The proposed SCC are shown in Appendix A. Under the meter-based approach, the former SCC categorization by geographic region and land use (non-residential, single-family residential, or multi-family residential) are no longer operative.

Proposed charges for the Post-2000 Component and the Regional Facilities Component applicable for Region 3D are shown in Appendix A. The proposed FY 2027 Post-2000 Component was calculated as the FY 2026 Post-2000 Component escalated by the District's true interest cost (TIC) for the Water 2025A Bonds. The proposed FY 2027 Post-2000 Component was calculated as the FY 2026 Regional Facilities Component adjusted by the change in the Engineering News Record (ENR) 20-City Construction Cost Index History. Charges for Region 3C are proposed to be eliminated as this area is now effectively fully built-out.

Schedule M – Water Service Estimate Application Fees

Schedule M includes application fees for planning work associated with the design and installation of water main extensions and relocations, water and fire services, and public hydrants. Staff recommends replacing the current fee structure with fixed, cost-based application fees to reflect the District's labor costs. The proposed fees are as shown in Appendix A.

² The SCC Study references growth projections detailed in the District's *2050 Demand Study Mid-Cycle Update* in order to delineate total system capacity.

Recommended Changes to Wastewater System Charges Not Subject to Proposition 218

The District annually reviews the Schedules of Wastewater System charges that are not subject to Proposition 218 to ensure that the charges are consistent with legal requirements and reflect current costs. For FY 2027, the following Wastewater System schedules are recommended to be updated to reflect the District's increased costs, unless otherwise specified, including those related to labor costs:

- Wastewater System Schedule C – Wastewater Department Industrial Permit Fees
- Wastewater System Schedule D – Wastewater Department Other Fees
- Wastewater System Schedule E – Wastewater Department Testing Fees
- Wastewater System Schedule F – Wastewater Department Resource Recovery Fees and Prices
- Wastewater System Schedule G – Wastewater Capacity Charges (WCC)
- Wastewater System Schedule H – Wastewater Interceptor Connection Review, Coordination and Inspection Fee

All proposed schedule changes are available in Appendix A.

Wastewater System Schedule C – Wastewater Department Industrial Permit Fees

Wastewater System Schedule C contains the annual fees for issuing or renewing four types of wastewater permits: Wastewater Discharge Permit, Estimation Permit, Limited Term Discharge Permit, and a newly proposed Wastewater General Permit. The permit fees recover reasonable costs and are proposed to increase to reflect current labor costs as shown in Appendix A.

A new General Wastewater Discharge Permit fee is being proposed for a group of industrial users with similar operations, waste characteristics, effluent limits, and monitoring requirements. These users can be effectively regulated under a single general permit rather than individual permits. The proposed fee reflects current labor costs as shown in Appendix A.

Wastewater System Schedule D – Wastewater Department Other Fees

Inspection and Monitoring Fees

For some Wastewater Discharge Permits issued to industrial users, the District requires inspection, monitoring, and testing of the discharge. The Inspection and Monitoring Fees recover the District staff's cost and equipment to perform field inspections, collect and coordinate samples for lab testing, install and maintain field monitoring equipment, and prepare inspection reports. The increases reflect reasonable costs to perform the monitoring activities as shown in Appendix A.

Violation Follow-Up Fees

Wastewater permit holders are required to follow the conditions listed in their permits. If the District determines that the permit holder has violated the conditions of their permit, a series of violation actions are taken with accompanying fees. Staff proposes increasing the fees to reflect current labor costs as shown in Appendix A.

Private Sewer Lateral Compliance Fees

The District's Private Sewer Lateral (PSL) Ordinance requires property owners to obtain a compliance certificate from the District when: transferring title of property (e.g., buying/selling a home), performing remodeling or construction work valued at greater than \$100,000, or increasing or decreasing water meter size. Staff proposes increasing PSL program fees to reflect current labor costs as shown in Appendix A.

Wastewater System Schedule E – Wastewater Department Testing Fees

The District may require laboratory testing and analysis of samples as part of a discharge permit or other action. The proposed laboratory testing fees recover District staff costs and material to perform the laboratory testing and analysis as shown in Appendix A. Staff proposes increasing the testing fees as shown in to reflect reasonable costs for material and District labor. Staff also proposes a new laboratory test for Biochemical Oxygen Demand as shown in Appendix A.

Wastewater System Schedule F – Wastewater Department Resource Recovery Fees and Prices

The District's Resource Recovery (R2) program accepts delivery of trucked wastes. Staff recommends aligning the resource recovery fees and prices to the District's fiscal year and updating footnote language as shown in Appendix A.

Wastewater System Schedule G – Wastewater Capacity Charges (WCC)

The District has used the Wastewater Capacity Fees (WCF) to recover the proportional share of existing wastewater system infrastructure from new development or customers requiring additional capacity. These charges have been in place since 1984 and are periodically reviewed through independent capacity charge studies. In 2025, the District initiated a new study with an independent rate consultant. The April 2026 Wastewater Capacity Charge Study (WCC Study) is attached as Appendix C. The study finds that allocating capacity based on meter size (meter equivalent units) provides a simpler and more administratively efficient approach than the current approach based on estimated annual water use and wastewater strength. The name of the charge is also proposed to change from "Wastewater Capacity Fee" (WCF) to "Wastewater Capacity Charge" (WCC) to better align with relevant terms contained in California Government Code and to acknowledge its conceptual similarity to the SCC.

The proposed WCC reflect the reasonable costs for the District to provide capacity in the wastewater system, comply with California law, incorporate the District's understanding of development patterns³, and result in charges that are more predictable for applicants while maintaining the principle that new development pays its fair share of system capacity.

The proposed WCC are shown in Appendix A. Under the meter-based approach, the former WCC categorization by wastewater strength and land use (non-residential, single-family residential, or multi-family residential) are no longer operative.

³ The WCC Study references growth projections detailed in the District's *2050 Demand Study Mid-Cycle Update* in order to delineate total system capacity.

Wastewater System Schedule H – Wastewater Interceptor Connection Review, Coordination and Inspection Fee

Schedule H includes fees for plan review, project coordination and construction inspection of requests made by cities to modify their interceptor connections. Based on an analysis of the District’s reasonable costs to perform this work, the fees are proposed to increase as shown in Appendix A.

Recommended Changes to Other Fees Not Subject to Proposition 218

The District annually reviews the Schedules of Other Fees that are not subject to Proposition 218 to ensure that the charges are consistent with legal requirements and reflect current costs. For FY 2027, the following schedules of Other Fees are recommended to be updated to reflect the District’s increased costs, unless otherwise specified, including those related to labor costs:

- Public Records Act Fee Schedule
- Real Property Use Application Fees
- Recreation Use Fees

Public Records Act Fee Schedule

The recommended revisions to the Public Records Act Fee Schedule recover the costs of duplication of District records in accordance with the Public Records Act. The recommended changes to the fee schedule include updating the cost of duplication and programming labor charges to reflect updated labor costs for the job classifications involved in providing the records as shown in Appendix A.

Real Property Use Application Fees

The District may allow for use of its property by other public agencies or private entities after evaluating if the proposed use adversely impacts operations, is compatible with land management policies and practices, and if there are measurable benefits to the District. The Real Property Use Application Fees schedule recovers the District’s costs of evaluating the applications based on the type of use being requested as shown in Appendix A. Real Property Use Application Fees are proposed to increase to reflect increased labor costs.

Recreation Use Fees

The District operates three upcountry recreation areas (Camanche Hills Hunting Preserve, Camanche North and South Shore, and Pardee) and two local watershed recreation areas (Lafayette and San Pablo). The District also permits public access to extensive trail networks in the East Bay and Mokelumne watersheds. The District uses several concessionaires to assist with the upcountry and the San Pablo recreation areas; Lafayette recreation area is operated by District staff. For recreation area visitors, the District established a schedule of fees that generate revenue to support the operation of the recreation areas. The Recreation Use Fees for 2027 are recommended to go into effect on January 1, 2027.

The Camanche Regional Park Advisory Board (CRPAB) was established by EBMUD’s Board of Directors with Resolution 31778 in December 1986 to review and advise the District and the local counties on

matters including operations, rules, and fees at Camanche Recreation Area. The CRPAB meets in January, March, July, and November of each year, and typically reviews and advises on the proposed recreation charges at the January and March meetings. On March 19, 2026, the CRPAB approved the proposed changes to the Recreation Use Fees proposed for Calendar Year 2027.

All proposed recreation fee schedule changes are available in Appendix A.

Camanche Hills Hunting Preserve

Staff propose removing the fee for Fishing Access at the Rabbit Creek Arm: Bow for Carp. In addition, the reference to the hunting year has been removed to align with the standard recreation calendar year.

Camanche Reservoir, North Shore and South Shore Recreation Area

For Calendar Year 2027, staff propose increases to fees related to vehicle entry and parking, dog entry, boat launch, boat mooring, boat slip, RV/trailer/boat storage, fishing access permit, campsite, group camp, equestrian, RV site, towing, cottage, park model, resort rental, and facility rental. New fees are being proposed for boat slips and campsites for parties that concurrently pay the Mobilehome Space Rental. The proposed changes reflect current operating expenses.

Lafayette Recreation Area

For Calendar Year 2027, staff propose clarifying edits to the entry and parking category by using the term “parking pass” instead of “hang-tag”.

Pardee Recreation Area

For Calendar Year 2027, staff propose to increase fees related to vehicle entry and parking, dog entry, fishing access, RV/Campsite Reservation Fee, campsite, RV site, RV/trailer/boat storage, and reservable site/facility fees. The proposed increases reflect increased operating expenses and are comparable to the fees for similar services in the area. Two new fees are being proposed for monthly and seasonal second car parking for RV sites.

Appendix A – Recommended Schedules of Rates, Charges and Fees Not Subject to Proposition 218 for Fiscal Year 2027

Water System

- Schedule B – Account Establishment Charge
- Schedule C – Charges for Special Services
- Schedule D – Water Service Installation Charges
- Schedule E – Private Fire Service Installation Charges
- Schedule F – Public Fire Hydrant Installation Charges
- Schedule G – Water Main Extension Charges
- Schedule H – Standard Participation Charge (SPC)
- Schedule J – System Capacity Charges (SCC)
- Schedule M – Water Service Estimate Application Fees

Wastewater System

- Schedule C – Wastewater Department Industrial Permit Fees
- Schedule D – Wastewater Department Other Fees
- Schedule E – Wastewater Department Testing Fees
- Schedule F – Wastewater Department Resource Recovery Fees and Prices
- Schedule G – Wastewater Capacity Charges (WCC)
- Schedule H – Wastewater Department Wastewater Interceptor Connection Review, Coordination and Inspection Fee

Other Fees

- Public Records Act Fee Schedule
- Real Property Use Application Fees
- Recreation Use Fees for Calendar Year 2027

Schedule B

Account Establishment Charge

FY 2027



SCHEDULE B – ACCOUNT ESTABLISHMENT CHARGE

EFFECTIVE 7/1/202~~6~~⁵

Activities associated with the charges in this schedule must comply with all applicable District Regulations Governing Water Service.

Charge Type	Description	Amount
Account Establishment or Transfer, Standard	For customers establishing a new account or for transferring an account when moving from one address to another within the District's service area.	\$ 7680
Account Establishment or Transfer, Electronic	For customers establishing a new account or for transferring an account when moving from one address to another within the District's service area by using the online process located on the EBMUD website.	\$ 6065
Account Establishment or Transfer, CAP Participants	For customers in the Customer Assistance Program establishing a new account or for transferring an account when moving from one address to another within the District's service area.	\$ 3840
Landlords Requesting Temporary Water Service, 60 days or less	For landlords requiring temporary water service for a period not to exceed 60 days.	\$ 3840
Landlords Requesting Temporary Water Service, more than 60 days	For landlords requiring temporary water service for a period exceeding 60 days.	\$ 7680
Account Name Change	There will be no charge to change the name of an account when: <ul style="list-style-type: none">the same person or entity is to remain responsible, orthe responsible party is a landlord who has signed an intervening water service agreement.	No Charge

Schedule C

Charges for Special Services

FY 2027



SCHEDULE C – CHARGES FOR SPECIAL SERVICES

EFFECTIVE 7/1/202~~6~~5

Activities associated with the charges in this schedule must comply with all applicable District Regulations Governing Water Service.

A. METER TESTING CHARGE

Meter Size	Test Method	Amount
Up to 2"	In-Situ	\$76 81
1-1/2" and 2"	Pull/Test	\$171 181
3" and Larger	In-Situ	\$342 362
3" and Larger	Pull/Test	Actual Cost

B. SERVICE INTERRUPTION CHARGES

Charge Type	Description	Amount
Service Interruption or Restoration	The charge for shutting off water service due to non-payment of a water bill or restoring service after payment has been received during regular office hours.	\$50
Service Restoration, After Hours/Holidays	The charge for restoring service between 5 p.m. and 8 a.m., or on Saturday, Sunday, or a holiday.	\$93 89
S-Lock	An additional charge to lock the meter due to non-payment or unauthorized water use.	\$86 81
Plug	An additional charge to plug the meter due to non-payment or unauthorized water use.	\$568 538
Additional Service Trip Charge	The charge for each additional field stop beyond the initial service interruption, including EBMUD locking the meter if the customer self-restores water service prior to making payment.	\$50



SCHEDULE C – CHARGES FOR SPECIAL SERVICES

EFFECTIVE 7/1/202~~6~~⁵

C. RETURNED PAYMENT CHARGE

Description	Amount
The charge for each check or electronic transaction received as payment that is returned unpaid from a financial institution.	\$ 25 ²⁷

D. PROCESSING FEES FOR DELINQUENT CHARGE COLLECTION THROUGH LIENS AND PROPERTY TAX BILLS ON MULTI-FAMILY AND SINGLE-FAMILY RESIDENTIAL ACCOUNTS

Charge Type	Alameda County	Contra Costa County
Lien Filing Fee, per lien	\$169*	\$145*
Lien Removal Fee	\$123* for first lien removed \$56* for each additional lien removed at the same time	\$119* for first lien removed \$52* for each additional lien removed at the same time
Property Tax Transfer Fee Unpaid Charges with Liens Recorded	\$24* + 1.7% of the lien amount (County fee)	\$24*+ \$3 per parcel (County fees)

**EBMUD labor cost of \$24 applies to each fee shown above and is included in the total amounts. Remainder of fee is County charges.*

E. PROHIBITED WATER USE CHARGE

Description	Amount
The charge for each special meter reading conducted, after written notification and if excessive or prohibited water use is not curtailed.	\$50



SCHEDULE C – CHARGES FOR SPECIAL SERVICES

EFFECTIVE 7/1/2025

F. FLOW-RESTRICTOR INSTALLATION CHARGES

Meter Size	Amount
1" and under	\$ 464 171
1-1/2" and 2"	\$ 346 368
<u>All other meter sizes:</u> The charges for installing flow-restricting devices on water services, other than those in the above schedule, shall be the reasonable estimated cost for the work including installing the device, as determined by the District, including engineering, equipment, material, consumables, labor, and related expenses.	Reasonable Estimated Cost

The charge for District installation of a flow-restricting device on any service, for reasons the District deems necessary, including continued excessive water use, after written notification, will be in accordance with the above schedule. See also Sections 15A, 29, and 30 of the District's Regulations Governing Water Service.

~~G. NOTICE OF PROHIBITED WATER USE AND FLOW-RESTRICTOR CHARGES~~

~~For the purposes of the Sections E and F above, written notification shall:~~

- ~~1. Specify the date by which excessive or prohibited water use must be curtailed to avoid further enforcement action; and~~
- ~~2. Be sent by certified mail (return receipt requested) or by other written means which would be sufficient for obtaining personal service in a legal proceeding.~~



SCHEDULE C – CHARGES FOR SPECIAL SERVICES

EFFECTIVE 7/1/202~~6~~5

H.G. BACKFLOW PROGRAM CHARGES

Charge Type	Description	Amount
Backflow Program Certification	Annual charge for administering the Backflow Program Certification for all specified accounts	\$ 73 78
Hazard Assessment	The charge per hour for District staff to conduct a hazard assessment for a backflow/cross connection inspection	\$ 173 184
Certified Tester Listing	The charge for backflow testers to be placed on the District's list of certified testers	\$ 211 224
Backflow Device Violation	For those customers where the service has been terminated for failure to meet the District's Backflow Program requirements, a charge will be made pursuant to the termination and restoration of service	\$ 737 784

H.H. LATE PAYMENT CHARGE

Description	Amount
Applied when a customer has an overdue balance greater than \$10 at billing to recover foregone interest on District money to recover District cost to process overdue accounts. <u>Exemption:</u> Customers in the Customer Assistance Program shall be exempt from the late payment charge.	1.5% of overdue balance (minimum \$1)



SCHEDULE C – CHARGES FOR SPECIAL SERVICES

EFFECTIVE 7/1/2025

J.L. INTERVENING WATER SERVICE AGREEMENT PROCESSING CHARGE

Description	Amount
The charge for: <ul style="list-style-type: none">processing an intervening water service agreement for a participating landlord in the District's automated landlord sign-on service ormodifying the original intervening water service agreement by adding to or deleting property account information from the original agreement	\$8792

K.J. SERVICE TRIP CHARGE

Description	Amount
Charge to perform special services for customers. May apply to: <ul style="list-style-type: none">Additional field stops beyond the initial service interruption to shut off service due to non-payment, including a field stop to lock the meter if the customer self-restores water service prior to making payment;Follow-up site visits to customers who have not complied after the District's notification to correct an obstructed meter condition or to remove unauthorized devices or equipment attached to District property in the meter box; andField inspections conducted at the customer's request.	\$50



SCHEDULE C – CHARGES FOR SPECIAL SERVICES

EFFECTIVE 7/1/2025

L.K. PUBLIC HYDRANT METER CHARGES

Charge Type	Description	Amount
Hydrant Meter Service Establishment or Renewal	Establish water service for a hydrant meter or renew a hydrant meter account at the end of a 12-month period.	\$ 155 <u>165</u>
Security Deposit, Hydrant Meter	1" Meter with backflow device	\$ 859 <u>836</u>
	3" Meter without backflow device	\$ 1,490 <u>1,859</u>
	3" Meter with backflow device	\$ 2,614 <u>3,959</u>
Hydrant Meter Site Visit Charge	<p>The charge for a Field Services Representative to conduct a hydrant meter site visit to perform special services such as:</p> <ul style="list-style-type: none"> • Reading hydrant meters for which the two-month reading was not submitted by the customer; • Retrieving hydrant meter equipment from a customer site; • Delivering hydrant meter equipment to a customer; and • Establishing or renewing a hydrant meter account in the field. 	\$ 310 <u>330</u>

L. TREE TRIMMING/REMOVAL CHARGE

Description	Amount
<u>This charge is for administrative processing, site assessments, coordination/oversight of arborist evaluation and tree services, public affairs support, post-work inspection, and final documentation.</u>	\$ <u>1,488</u>

Schedule D

Water Service Installation Charges

FY 2027



SCHEDULE D – WATER SERVICE INSTALLATION CHARGES

EFFECTIVE 7/1/2026~~5~~

Activities associated with the charges in this schedule must comply with all applicable District Regulations Governing Water Service.

DEFINITIONS

Paved Conditions: Areas already paved and with existing utilities, curb, gutter, and asphalt in place. Paved conditions also include areas where more utilities than sanitary sewer or storm drains exist.

Unpaved Conditions: Areas where paving has not previously existed and the only existing utilities are sanitary sewer and storm drain. The conditions of the site must not include asphalt, curb, gutter, paving, or first or final lift.

A. INSTALLING A SERVICE

Charges for installing a water service (meter, lateral, and appurtenances), including a private fire service requiring a meter that is smaller than 4 inches, will be in accordance with the following schedule. The charge for installing a private fire service meter that is 4 inches or larger is set forth in Schedule E – Private Fire Service Installation Charges.

All Others: The charge or credits for installing all water services other than those specified in Section A1 of this schedule shall be the reasonable estimated cost for the work including installing the service, as determined by the District, including engineering, equipment, material, consumables, labor, and related expenses.

Installation or Other Work Under Unusual Conditions: The charges apply to installation charges for water services four inches and smaller except where there are unusual or special conditions, for example but not limited to traffic control, permit conditions, underground street utility congestions, known potential for archeological or paleontological resources, contaminated soils, and streets with multi-layered surface types, which, in the opinion of the District, would result in the need for additional work and materials, including but not limited to added testing and inspection, changes due to project revisions, property rights evaluation, clean soil utility corridor establishment, and any construction by District forces to complete the installation. In such cases, the charge will be based on the District's reasonable estimated cost for the work including all engineering, material, equipment, labor, consumables, and related expenses incidental to the installation.



SCHEDULE D – WATER SERVICE INSTALLATION CHARGES

EFFECTIVE 7/1/2026~~5~~

1. Meters Smaller than Four Inches

a. Regular Services (1 meter per lateral)

Lateral and Meter Size	Installed in Paved Conditions	Installed in Unpaved Conditions
1" and smaller Lateral with 1" and under meter	\$11,878 <u>\$12,189</u>	\$6,633 <u>\$6,711</u>
1-1/2" Lateral with 1-1/2" and under meter	\$19,162 <u>\$19,991</u>	\$11,786 <u>\$12,261</u>
2" Lateral with 2" and under meter	\$19,162 <u>\$19,991</u>	\$11,786 <u>\$12,261</u>
3" Lateral with 3" and under meter[†]	\$41,255	\$28,427
4" Lateral with 4" and under meter	\$41,255 <u>\$42,647</u>	\$28,427 <u>\$29,162</u>
6" Lateral with 6" and under meter	\$58,664 <u>\$60,887</u>	\$40,251 <u>\$41,500</u>
8" Lateral with 8" and under meter	\$58,664 <u>\$60,887</u>	\$40,251 <u>\$41,500</u>

[†]~~Requires steel pipes.~~



SCHEDULE D – WATER SERVICE INSTALLATION CHARGES

EFFECTIVE 7/1/2026~~5~~

b. Branch Services (2 or more meters per lateral)

Meter Size	Number of Meters	Installed in Paved Conditions	Installed in Unpaved Conditions
5/8" or 3/4" Meters with 1" Lateral	2	\$12,691 <u>\$12,971</u>	\$7,446 <u>\$7,492</u>
5/8" or 3/4" Meters with 1-1/2" Lateral	3	\$20,226 <u>\$20,488</u>	\$12,841 <u>\$12,749</u>
	4	\$21,039 <u>\$21,269</u>	\$13,654 <u>\$13,530</u>
5/8" or 3/4" Meters with 2" Lateral	5	\$21,852 <u>\$22,051</u>	\$14,467 <u>\$14,312</u>
	6	\$22,665 <u>\$22,832</u>	\$15,279 <u>\$15,093</u>
	7	\$23,478 <u>\$23,614</u>	\$16,092 <u>\$15,875</u>
	8	\$24,290 <u>\$24,395</u>	\$16,905 <u>\$16,656</u>
1" Meters with 1-1/2" Lateral	2	\$19,413 <u>\$19,706</u>	\$12,028 <u>\$11,967</u>
1" Meters with 2" Lateral	2	\$20,488	\$12,749
	3	\$20,226 <u>\$20,488</u>	\$12,841 <u>\$12,749</u>
	4	\$21,039 <u>\$21,269</u>	\$13,654 <u>\$13,530</u>
<u>1" Meter plus 3/4" or 5/8" Meter with 1-1/2" Lateral</u>	<u>2</u>	<u>\$19,706</u>	<u>\$11,967</u>
<u>1-1/2" Meters with 2" Lateral</u>	<u>2</u>	<u>\$21,269</u>	<u>\$13,530</u>
<u>1-1/2" Meter plus 3/4" or 5/8" Meter with 1-1/2" Lateral</u>	<u>2</u>	<u>\$21,269</u>	<u>\$13,530</u>



SCHEDULE D – WATER SERVICE INSTALLATION CHARGES

EFFECTIVE 7/1/2026~~5~~

c. Adjustment for Applicant Assisted Service Installations

Adjustment Type	Amount
Refund for Applicant Assisted Service Installations	Up to \$666 <u>\$703</u> per service lateral

Applicants requesting installation of at least 15 service laterals may choose to provide their own trenching and backfilling and be eligible to receive a refund of up to the amount specified provided that the applicant:

- i. pays the appropriate charges for each service as specified in sections (a) or (b) above.
- ii. clears the construction site of obstructing materials and equipment.
- iii. excavates a minimum of 15 service laterals ahead of District crews.
- iv. hauls sand and select backfill to the construction site for use by District crews in supporting the service lateral and for applicant backfilling of trenches.
- v. backfills and compacts the trenches after District crews have installed and properly secured the service lateral.
- vi. reimburses the District for (1) unproductive crew standby due to applicant's failure to prepare the site or excavate trenches in advance; (2) District costs to repair damage done by applicant's trenching operation; (3) other reasonable District costs.

B. INCREASING METER SIZE

Meter Size Increase (up to available capacity on existing lateral)	Amount*
1" and smaller Tap and Lateral	\$1,512 <u>\$1,591</u>
1-1/2" Tap and Lateral up to 1-1/2"	\$1,603 <u>\$1,690</u>
2" Tap and Lateral up to 2"	\$1,603 <u>\$1,690</u>
4" Tap and Lateral up to 2"	\$1,603 <u>\$1,690</u>
4" Tap and Lateral up to 4"	\$9,565 <u>\$10,563</u>

*Additional charge of \$600 per meter if concrete replacement is required.

C. REDUCING METER SIZE CHARGES

Existing Lateral Size	Amount*
1", 1-1/2" and 2" Laterals	\$1,486 <u>\$1,563</u>
3" and 4" Laterals	\$4,059 <u>\$4,246</u>

*Additional charge of \$600 per meter if concrete replacement is required.



SCHEDULE D – WATER SERVICE INSTALLATION CHARGES

EFFECTIVE 7/1/2026

D. RELOCATING AN EXISTING SERVICE CHARGE

Description	Amount*
To relocate an existing service perpendicular to the curb line or a distance not exceeding five feet parallel to the curb line.	\$3,102 <u>\$3,282</u>

**Additional charge of \$600 per meter if concrete replacement is required.*

To transfer service or to relocate an existing service a distance exceeding five feet parallel to the curb line, a charge will be made in accordance with Schedule D, Section A plus the cost of eliminating old service connection.

E. RESETTING OR REPLACING A METER

Charge Type	Description	Amount
Resetting a Meter	Charge equivalent to a percentage of the water service installation charge for resetting a meter on an existing service connection.	5% of the water service installation charge
Replacing a Meter	Charge equivalent to a percentage of the water service installation charge for replacing a meter when applicants lose or damage meters when constructing new developments.	5% of the water service installation charge

F. CHARGE FOR CONVERSION TO/FROM BRANCH SERVICE OR A CHANGE TO THE NUMBER OF BRANCHES

Charge Type	Description	Amount*
Branch Conversion	Conversion of individual service to two-meter branch service or conversion of two-meter branch service to individual service.	\$2,842 <u>\$2,973</u>
Addition or Elimination of a Branch on Existing Branch Service	Addition of an additional branch on an existing branch service or removal of a branch on an existing branch service (with at least two branches remaining after removal).	\$813 <u>\$782</u>

**Additional charge of \$600 per meter/branch if concrete replacement is required.*



SCHEDULE D – WATER SERVICE INSTALLATION CHARGES

EFFECTIVE 7/1/202~~6~~⁵

G. SERVICE ELIMINATION CHARGES

Meter Size	Amount*
5/8" to 2"	\$2,888 <u>\$3,051</u>
3" to 12"	\$4,885 <u>\$5,159</u>

*Additional charge of \$600 per meter if concrete replacement is required.

Schedule E

Private Fire Service Installation Charges

FY 2027



SCHEDULE E – PRIVATE FIRE SERVICE INSTALLATION CHARGES

EFFECTIVE 7/1/2026~~5~~

Activities associated with the charges in this schedule must comply with all applicable District Regulations Governing Water Service.

DEFINITIONS

Paved Conditions: Areas already paved and with existing utilities, curb, gutter, and asphalt in place. Paved conditions also include areas where more utilities than sanitary sewer or storm drains exist.

Unpaved Conditions: Areas where paving has not previously existed and the only existing utilities are sanitary sewer and storm drain. The conditions of the site must not include asphalt, curb, gutter, paving, or first or final list.

A. INSTALLING A PRIVATE FIRE SERVICE

The charge for installing a private fire service (fire service meter, lateral, and other appurtenances necessary to support a property’s fire sprinkler system) will be in accordance with the following schedule:

Service Size	Installed in Paved Conditions	Installed in Unpaved Conditions
4"	\$34,531 <u>\$35,924</u>	\$21,695 <u>\$22,430</u>
6"	\$37,201 <u>\$38,341</u>	\$24,364 <u>\$24,847</u>
8" – <u>12"</u>	\$51,732 <u>\$53,773</u>	\$33,320 <u>\$34,386</u>

The typical private fire service installation will be 4" or larger. Cost to install a fire service smaller than 4" is shown in Schedule D – Water Service Installation Charges, Section A1 – Installing a Service, Meters Smaller Than Four Inches.

The cost to install a fire service ~~8" or~~ larger than 12" shall be the reasonable estimated cost, as determined by the District, for the work to install the service, including engineering, equipment, material, consumables, labor, and related expenses.



SCHEDULE E – PRIVATE FIRE SERVICE INSTALLATION CHARGES

EFFECTIVE 7/1/2026~~5~~

B. SERVICE RELOCATION CHARGE

<u>Description</u>	<u>Amount*</u>
<u>To relocate an existing service perpendicular to the curb line or a distance not exceeding five feet parallel to the curb line.</u>	<u>\$3,282</u>

**Additional charge of \$600 per meter if concrete replacement is required.*

To transfer service or to relocate an existing service a distance exceeding five feet parallel to the curb line, a charge will be made in accordance with Schedule E, Section A plus the cost of eliminating old service connection.

C. SERVICE ELIMINATION CHARGES

<u>Service Eliminations</u>	<u>Amount*</u>
<u>5/8" to 2"</u>	<u>\$3,051</u>
<u>3" to 12"</u>	<u>\$5,159</u>

**Additional charge of \$600 per meter if concrete replacement is required.*

A.D. INSTALLATION UNDER UNUSUAL CONDITIONS

The above charges apply to all installation charges for private fire services except when there are unusual or special conditions, for example but not limited to traffic control, permit conditions, underground street utility congestion, known potential for archaeological or paleontological resources, contaminated soils, and streets with multi-layered surface types, which, in the opinion of the District, would result in the need for additional work and materials, including but not limited to added testing and inspection, changes due to project revisions, property rights evaluation, site conditions or contaminated soil, clean soil utility corridor establishment, and any construction by District forces to complete the installation. In such cases, the charge will be based on the District's reasonable estimated cost for the work including all engineering, material, equipment, consumables, labor, and related expenses incidental to the installation.

Schedule F

Public Fire Hydrant Installation Charges

FY 2027



SCHEDULE F – PUBLIC FIRE HYDRANT INSTALLATION CHARGES

EFFECTIVE 7/1/2026~~5~~

Activities associated with the charges in this schedule must comply with all applicable District Regulations Governing Water Service.

DEFINITIONS

Paved Conditions: Areas already paved and with existing utilities, curb, gutter, and asphalt in place. Paved conditions also include areas where more utilities than sanitary sewer or storm drain exist.

Unpaved Conditions: Areas where paving has not previously existed and the only existing utilities are sanitary sewer and storm drain. The conditions of the site must not include asphalt, curb, gutter, paving, or first or final list.

A. HYDRANT INSTALLATION BY THE DISTRICT

Charge Type	Description	Amount for Paved Conditions	Amount for Unpaved Conditions
Fire Hydrant Installation	The charge for installation of a fire hydrant by the District on an existing main or on/with new mains.	\$36,399 <u>\$38,298</u>	\$23,563 <u>\$24,804</u>

B. HYDRANT INSTALLATIONS BY APPLICANT ON APPLICANT-INSTALLED MAIN EXTENSIONS

Charge Type	Description	Amount
Basic Charge	For materials and handling for 6-inch fire hydrant	\$5,421 <u>\$5,675</u>
Material Charge, per foot	For services laterals	\$21

Applicants will not be permitted to install a fire hydrant on an existing main.

C. HYDRANT REMOVAL

Charge Type	Description	Amount for Paved Conditions	Amount for Unpaved Conditions
Hydrant Removal	To remove a hydrant.	\$4,885 <u>\$5,159</u>	\$3,020 <u>\$3,193</u>



SCHEDULE F – PUBLIC FIRE HYDRANT INSTALLATION CHARGES

EFFECTIVE 7/1/2026~~5~~

D. RELOCATION OF A FIRE HYDRANT

The charge for the relocation of a hydrant will be the charge for the hydrant removal (Section C) plus the charge for the installation of a new hydrant (Section A).

E. SETBACK/OFFSET OF A FIRE HYDRANT

Charge Type	Description	Amount
Hydrant Setback/Offset	Relocation of a fire hydrant does not require a new connection to the main.	\$12,021 <u>\$12,924</u>

F. REPLACEMENT OF A HYDRANT BODY

Charge Type	Description	Amount
Hydrant Body Replacement	To replace an existing hydrant with a MODEL-64 hydrant body or equivalent on a wet barrel, above ground shutoff type hydrant.	\$1,951 <u>\$2,740</u>

G. INSTALLATION UNDER UNUSUAL CONDITIONS

The above charges apply to all installation charges for fire hydrant installations except when there are unusual or special conditions, for example but not limited to traffic control, permit conditions, underground street utility congestion, known potential for archaeological or paleontological resources, contaminated soils, and streets with multi-layered surface types, which, in the opinion of the District, would result in the need for additional work and materials, including but not limited to added testing and inspection, changes due to project revisions, property rights evaluation, clean soil utility corridor establishment, site conditions or contaminated soil, and any construction by District forces to complete the installation. In such cases, the charge will be based on the District's reasonable estimated cost for the work including all engineering, material, equipment, consumables, labor, and related expenses incidental to the installation.

Schedule G

Water Main Extension Charges

FY 2027



SCHEDULE G – WATER MAIN EXTENSION CHARGES

EFFECTIVE 7/1/2026

Activities associated with the charges in this schedule must comply with all applicable District Regulations Governing Water Service.

DEFINITIONS

Paved Conditions: Areas already paved and with existing utilities, curb, gutter, and asphalt in place. Paved conditions also include areas where more utilities than sanitary sewer or storm drains exist.

Unpaved Conditions: Areas where paving has not previously existed and the only existing utilities are sanitary sewer and storm drain. The conditions of the site must not include asphalt, curb, gutter, paving, or first or final lift.

A. District-Installed Mains (Less than 1,000 Feet)

The charge for District-installed main extensions less than 1,000 feet in length shall be based on the standard charges listed below.

This charge includes the cost of engineering, inspection, pipeline materials and appurtenances, and the installation of the required mains by the District in both unpaved and paved streets. It does not include fire hydrants or water service connections, which are covered by Schedules D, E, and F.

1. Base Charges

Charge Component	Amount
Basic Installation Charge	\$7,419,327



SCHEDULE G – WATER MAIN EXTENSION CHARGES

EFFECTIVE 7/1/2026

2. Linear Foot Charges (0-999 Feet)

Pipe Type	Charge per foot in Unpaved Conditions	Charge per foot in Paved Conditions
2-inch PVC pipe	\$279	\$452
2-inch copper pipe	\$ 337 321	\$ 565 497
6-inch/8-inch PVC or HDPE pipe	\$436	\$598
6-inch/8-inch ductile iron pipe	\$ 498 474	\$ 757 636
<u>6-inch/8-inch earthquake resistant ductile iron pipe</u>	<u>\$502</u>	<u>\$760</u>
<u>12-inch ductile iron pipe</u>	<u>\$698</u>	<u>\$983</u>
<u>12-inch earthquake resistant ductile iron pipe</u>	<u>\$702</u>	<u>\$987</u>
6-inch/8-inch Steel pipe	\$498	\$660
12-inch HDPE pipe	\$615	\$777
12-inch Steel pipe	\$674	\$839

3. Special Conditions

The above charges apply to all District-installed mains except when there are unusual or special conditions, for example but not limited to traffic control, permit conditions, underground street utility congestion, known potential for archaeological or paleontological resources, contaminated soils, and streets with multi-layered surface types, which, in the opinion of the District, would result in the need for additional work and materials, including but not limited to hydraulic analysis, property rights evaluation, and/or clean soil utility corridor establishment. In such cases, the charge will be based on the District's reasonable estimated cost for the work including all engineering, material, equipment, consumables, labor, and related expenses incidental to the installation.

4. Pipe Sizes Greater Than 12 Inches

Charges for District-installed mains greater than 12-inches will be based on a District engineering cost estimate.



SCHEDULE G – WATER MAIN EXTENSION CHARGES

EFFECTIVE 7/1/2026

B. Applicant-Installed Mains (1,000 Feet and Over)

The charge for District-installed main extensions 1,000 feet and over in length shall be based on the standard charges listed below.

This charge includes the cost of engineering and inspection by the District. It does not include fire hydrants or water service connections, which are covered by Schedules D, E, and F.

1. Base Charges

Charge Component	Amount
Basic Installation Charge	\$ 7,459 ^{5,327}

2. Linear Foot Charges

Pipe Diameter	Charge (per foot)
6-8 inch	\$ 79 ⁷⁵
12-inch	\$ 93 ⁸⁸
16-inch and Larger	See Section B6

3. District-Supplied Materials

Item Category	Charge Basis
Pipe and fittings (valves, covers, blowoffs, appurtenances)	District Cost (including tax and shipping)

4. Special Conditions

The above charges apply to all Applicant-installed mains except when there are unusual or special conditions, for example but not limited to traffic control, permit conditions, underground street congestion, and streets with multi-layered surface types, which, in the opinion of the District, would result in the need for additional work and materials, including added testing and inspection, changes due to project revisions, property rights evaluation, site conditions or contaminated soil, and any construction by District forces to complete the installation. In such cases, the charge will be based on the District's reasonable estimated cost for the work including all engineering, material, equipment, consumables, labor, and related expenses incidental to the installation.



SCHEDULE G – WATER MAIN EXTENSION CHARGES

EFFECTIVE 7/1/202~~6~~⁵

5. Credits (When Applicable)

Credits when pipe to be installed by the applicant is required by the District to be larger than the pipe size needed to serve the applicant or when applicant installs District improvements in conjunction with applicant-installed main extensions will be based on a District engineering cost estimate.

6. Pipe Sizes 16-inch and Larger

Charges for Applicant-installed mains 16-inches and larger will be based on a District engineering cost estimate.

Schedule H

Standard Participation Charge (SPC)

FY 2027



Proposed for Recission

SCHEDULE H – STANDARD PARTICIPATION CHARGE (SPC)

EFFECTIVE 7/1/2025

A. The Standard Participation Charge for each standard service installed shall be:

Meter Size	Gravity Zone ¹	Pumped Zone ²
5/8" and 3/4"	\$5,300	\$7,986
1"	13,250	19,964
1-1/2"	26,500	39,929
2"	42,399	63,886
3"	84,799	127,772
4"	132,498	199,644

The Standard Participation Charge for each meter larger than four inches shall be determined on a case-by-case basis by the District, considering such factors as the projected demand which the service would impose on the District’s system, the maximum intermittent flow rate of the meter compared to a 5/8” meter, and whether the service is solely domestic or is combined with a fire service. In no event shall the standard participation charge for a meter larger than four inches be less than \$132,498 in gravity zones or \$199,644 in pumped zones.

¹ This charge covers general water main oversizing and future water supply.

² This charge covers major facilities capacity, water main oversizing and future water supply.

Schedule J

System Capacity Charges (SCC)

FY 2027



Proposed Schedule J
SCHEDULE J – SYSTEM CAPACITY CHARGES (SCC)

EFFECTIVE 7/1/2026

Activities associated with the charges in this schedule must comply with all applicable District Regulations Governing Water Service. See Section 1 of the Regulations for applicable definitions.

A. SCC FOR STANDARD SERVICE

The below System Capacity Charges (SCC) are required of all applicants for water service to premises where installation of a service connection is required, including expanded service, as solely determined by the District. The SCC to be paid depends on the applicable meter size as determined by the District, based on water use information furnished by the applicant. The SCC shall apply for each new meter installed, regardless of the arrangement of water metering at the premises. The District reserves the right to determine the appropriate meter size to serve the applicant’s projected demand. The District’s decision regarding the applicable SCC shall be final.

Meter Size	System Capacity Charge
Residential Meters ≤1”	
≤1”	\$19,527
Non-Residential Meters 5/8” to 1”	
5/8”	\$19,527
3/4”	\$29,291
1”	\$48,818
All Meters >1”	
1-1/2”	\$97,527
2”	\$156,218
3”	\$341,727
4”	\$585,818
6”	\$1,318,091
8”	\$1,562,182

For service connections with meters larger than 8 inches, the District shall calculate the SCC as the unit cost for system capacity (\$19,527 per meter equivalent unit¹) multiplied

¹ Meter equivalent unit as described in the *April 2026 Water System Capacity Charge Study*.



Proposed Schedule J

SCHEDULE J – SYSTEM CAPACITY CHARGES (SCC)

EFFECTIVE 7/1/2026

by the number of meter equivalent units represented by that meter (installed meter hydraulic capacity² divided by the base meter capacity³).

B. MULTIPLE SINGLE-FAMILY DWELLINGS ON ONE PREMISES

Where two or more single-family dwellings are located on one premises, a separate SCC for each meter shall be applicable. The District shall determine the appropriate size of each meter according to the single-family dwelling served and all other water uses furnished through that meter. The SCC for each meter shall be determined separately in accordance with Section (A).

C. ACCESSORY DWELLING UNITS

With the creation of an accessory dwelling unit or junior accessory dwelling unit on a premises, SCC will apply as authorized by Chapter 13 of Division 1 of Title 7 of the Government Code. The SCC for each meter shall be determined in accordance with Section (A).

D. SEPARATE METERS FOR LANDSCAPE AREAS

An SCC in accordance with Section (A) shall be applicable for separate meters installed to serve landscape areas.

E. COMBINATION STANDARD AND FIRE SERVICE

Where a meter is installed to provide both standard service and a supply to a private fire protection system, the applicable SCC shall be based on the meter size required for standard service exclusive of the capacity for supplying the fire protection system as determined by the District based on plumbing code, fire protection code and water industry standards. The installation charges shown in Schedule D and all other rates and charges pertaining to the service shall be based on the actual size of the meter that is installed.

F. FIRE SERVICES, STANDBY SERVICES, AND RECYCLED WATER SERVICES

No SCC shall apply for standalone fire services, standby services (additional service connections for security of supply), and recycled water services.

G. CREDIT FOR EXISTING SERVICES

If new or expanded service(s) replace existing service(s) at a premises, a credit toward the new SCC will be applied based on the SCC value associated with the meter size and the premises designation of the eliminated service(s) (See Section A – SCC for

² Safe Maximum Operating Capacity per AWWA Standard C715-18(R22) Table 1.

³ Safe Maximum Operating Capacity (maximum flow rate for intermittent service) for a 5/8" meter as defined in American Water Works Association (AWWA) Standard C700-24 (effective April 2025) Table 1 for displacement-type meters (meter sizes 5/8" to 2").



Proposed Schedule J

SCHEDULE J – SYSTEM CAPACITY CHARGES (SCC)

EFFECTIVE 7/1/2026

Standard Service). For combination standard and fire service, SCC credits shall only apply to the domestic portion of the size of service.

SCC credit can only be applied to SCC charges and cannot be used to discount any other charges (such as installation charges).

The SCC credit for an existing service can only be applied to the premises where the existing service is located.

If the SCC value associated with the eliminated service(s) exceeds the SCC of the new or expanded service(s), the balance of the SCC shall not be refunded, credited, transferred, assigned, or otherwise applied to offset any other charge or fee.

If the SCC is paid and existing service(s) are to remain in service until a later time, the applicable credit for the existing service(s) will be provided when the existing service(s) are removed.

H. ADJUSTMENT OF SCC FOR WATER-CONSERVING LANDSCAPING ON PUBLICLY OWNED PROPERTY

The SCC for a water service connection exclusively for irrigation of landscaping on property owned by a public agency may be reduced or not required based on long-term water service needs after an initial planting establishment period of not more than three years (the “initial period”); provided that (1) the landscape plan incorporates drought-tolerant and other low-water-use planting materials on a major part of the landscaped area, and (2) the long-term water need would result in replacement of the initial water meter with a smaller meter or water service would be discontinued and removed at the end of the initial period, as solely determined by the District.

A public agency applying for water service under such conditions shall submit a written request to the District prior to the time of payment of the SCC. The request shall set forth in detail the facts supporting an adjustment of the SCC, shall include information and plans clearly describing the planting materials and irrigation system, and shall include data and calculations clearly demonstrating the estimated initial and long-term water needs.

If the District determines that the SCC can be based on a smaller meter or discontinuation of service after the initial period, the public agency shall enter into a water service agreement which provided for (1) payment of the reduced SCC prior to installation of service; (2) verification of the long-term need at the end of the period; and (3) payment of the additional SCC required if the initial meter is not to be replaced, if the replacement meter is larger than initially determined, or if water service is not discontinued and removed. If additional SCC payment is required, it shall be due and payable within 30 days of written notice from the District. The agreement shall be binding upon all subsequent owners of the property and shall be recorded.

Installation charges for the service connection shall be based on the meter size initially installed.



Proposed Schedule J
SCHEDULE J – SYSTEM CAPACITY CHARGES (SCC)

EFFECTIVE 7/1/2026

I. ADDITIONAL CHARGES FOR REGION 3D

For service connections within Region 3D (South of Norris Canyon Road outside Wiedemann Ranch, pumped zone), payment of the Post-2000 Component of \$8,579 per 100 gallons per day and payment of the Regional Facilities Component of \$2,502 per 100 gallons per day shall be required in addition to all other applicable fees and charges, including the applicable SCC as delineated in Section (A). Water use information shall be submitted by the applicant, and the average gallons per day used in the calculation shall be determined by the District.



Original Schedule J

SCHEDULE J – SYSTEM CAPACITY CHARGE (SCC)

EFFECTIVE 7/1/2025

A. SCC FOR STANDARD SERVICE¹

The SCC is calculated based on the applicant’s projected average annual demand.

1. Non-Residential Service Connections SCC² for meters up to 1-1/2 inches (dollars per connection)

METER SIZE (INCHES)	REGION ³		
	1	2	3
5/8	\$17,972	\$34,186	\$38,127
3/4	29,368	48,925	58,351
1	55,887	87,615	103,938
1-1/2	145,746	248,720	256,032

The District reserves the right to request additional information, including specific water use information from the applicant. The District reserves the right to determine the appropriate meter size to serve the applicant’s projected demand needs and assess the SCC using this Section (A)(1). If the District determines that the applicant’s projected average annual demand exceeds 3,200 gallons per day (gpd) for non-residential service connections or that a meter larger than 1-1/2 inches is required to meet the applicant’s projected demand needs, this Section (A)(1) no longer applies. For projected average annual demand exceeding 3,200 gpd for non-residential service connections and/or meters larger than 1-1/2 inches, Section(A)(3) shall be used to determine the SCC based on the applicant’s projected average annual demand and the unit charges set forth therein. The District’s decision regarding the applicable SCC shall be final.

For service connections with meters larger than 1-1/2 inch see Section 3.

¹ This charge covers the cost of System-wide Facilities Buy-in, Regional Facilities Buy-in and Future Water Supply.

² The SCC charged to the applicant will be based on the water meter size required to meet the indoor needs (excluding private fire service needs) and outdoor watering needs of the premises as determined solely by the District based on the plumbing code, the District’s review, and water industry standards. The meter(s) that is installed may be larger than the meter size that is used to determine the applicable SCC fee if the service is combined with a private fire service or if a separate irrigation meter is required (See Sections D – Combined Standard and Fire Service and I – Required Separate Irrigation Meter for Single-family Premises.)

³ REGION	GENERAL DESCRIPTION
1	Central Area (gravity zones West-of-Hills) El Sobrante and North (pumped zones)
2	South of El Sobrante to vicinity of Highway 24 (pumped zone) South from vicinity of Highway 24 (pumped zones) Castro Valley Area (pumped zones) North Oakland Hill Area (pumped zones, formerly 4A)
3	Orinda-Moraga-Lafayette Area (pumped zones) San Ramon Valley and Walnut Creek (pumped and gravity zones)

Original Schedule J



SCHEDULE J – SYSTEM CAPACITY CHARGE (SCC)

EFFECTIVE 7/1/2025

2. Single-family Service Connections SCC² with typical use demand patterns that can be served by meters up to 1-1/2 inches (dollars per connection)

METER SIZE (INCHES)	REGION ³		
	1	2	3
3/4	\$13,881	\$21,494	\$40,614
1	19,725	46,059	62,164
1-1/2	25,204	59,365	79,984

The District reserves the right to request additional information, including specific water use information, from the applicant. The District reserves the right to determine the appropriate meter size to serve the applicants projected demand needs and assess the SCC using this Section (A)(2).

Where two or more single-family dwellings are located on one premises the District shall determine the appropriate meter size for each single-family dwelling individually and determine the SCC in for each dwelling in accordance with Section (A)(2).

For service connections with larger meters or greater than 1,940 gpd projected average annual demand for single-family residential service, Section(A)(3) shall be used to determine the SCC based on the applicant's projected average annual demand and the unit charges set forth therein. The District's decision regarding the applicable SCC shall be final.

For an increase or change in water use caused by the creation of an accessory dwelling unit or junior accessory dwelling unit on a premises, installation fees and capacity charges will be imposed only as authorized by Chapter 13 of Division 1 of Title 7 of the Government Code.



Original Schedule J

SCHEDULE J – SYSTEM CAPACITY CHARGE (SCC)

EFFECTIVE 7/1/2025

3. SCC for Larger Meters

The SCC for service connections with meters larger than 1-1/2 inches shall be determined on a case-by-case basis by the District based on water use information furnished by the applicant and applying the same unit charge and criteria as apply to the SCC for smaller meters. The SCC will be calculated based on the unit charges for each of the four components listed below:

Component	Unit Charge (\$/100 gpd)
Post-2000 (Add'l Regions 3C & 3D only)	SCC Region Specific
Regional Facilities Buy-in	SCC Region Specific
System-wide Facilities Buy-in	\$4,160
Future Water Supply ⁴	\$1,203

The unit charges for the components that are specific to a SCC Region are:

Region	Post-2000 Component	Regional Facilities Buy-In Component
1	n/a	\$1,942
2	n/a	4,872
3	n/a	2,925
3C	\$8,204	2,443
3D	8,204	2,443

In no instance will the SCC for a meter larger than 1-1/2 inches be less than the 1-1/2 inch charge from the appropriate Section 1 or 2, above.

The SCC will be determined by multiplying the sum of the unit charge of the four components by the water use information furnished by the applicant.

If the District has determined, based on water use information furnished by the applicant, that a meter size larger than 1-1/2 inches is required to meet the applicant's projected demand needs or if the projected average annual demand exceeds 3,200 gpd (non-residential) or 1,940 gpd (single-family residential), the SCC shall be calculated pursuant to this subdivision irrespective of the arrangement of water metering or meter size at the premises.

⁴ The Future Water Supply component for Region 3C is based on 1993 agreement (see Section B1).



Original Schedule J

SCHEDULE J – SYSTEM CAPACITY CHARGE (SCC)

EFFECTIVE 7/1/2025

4. SCC for Standard Service to Multi-Family Premises

The System Capacity Charge for water service at multi-family premises shall be as listed below.

	Multi-Family Premises Dollars per Dwelling		
	REGION ⁵		
	1	2	3
For Dwellings 500 square feet and under ⁶	\$6,940	\$9,724	\$7,874
For Dwellings Over 500 square feet	8,767	12,282	9,946

The above SCC shall apply regardless of the arrangement of water metering or meter size at the premises; however, the District may limit the size and number of service connections to a combined capacity appropriate to the anticipated water use at the premises. No additional SCC shall be applicable to provide irrigation for landscaping on the premises for landscape areas up to 5,000 square feet. All other rates and charges shall be based on actual number and size of meters and does not apply to the requirements listed below.

An SCC shall be applicable for separate meters installed to serve landscape areas greater than 5,000 square feet and for other water uses in the vicinity of the multi-family premises, such as irrigation of open space areas, parks, roadway medians, golf courses, community clubhouse and recreational facilities, and areas designated for public use. The SCC shall be based on meter size as provided under A.1 above. If these other water uses are included in the water service connection to the multi-family premises, the District shall, for purposes of determining the applicable SCC, determine the equivalent meter size for these uses based on plumbing code and water industry standards, as if there were a separate service connection.

For an increase or change in water use caused by the creation of an accessory dwelling unit or junior accessory dwelling unit on a premises, installation fees and capacity charges will be imposed only as authorized by Chapter 13 of Division 1 of Title 7 of the Government Code.

⁵ Same regions as described in A.2.

⁶ The applicant must submit sufficient documentation, as determined by the District, from the local building department that shows the dwelling living space square footage is 500 square feet or less for any dwelling to qualify for the 500 and under square foot MFR SCC. Documentation can be approved architectural drawings or other approved records of the dwelling living space.



Original Schedule J

SCHEDULE J – SYSTEM CAPACITY CHARGE (SCC)

EFFECTIVE 7/1/2025

B. SEPARATE SCC FOR STANDARD SERVICE FOR ADDITIONAL REGIONS⁷

The System Capacity Charge shall be as follows (dollars per connection):

1. Non-residential water service at premises other than multi-family premises shall be as follows (dollars per connections)

METER SIZE (INCHES)	ADDITIONAL REGION ⁸	
	3C ⁹	3-D
5/8	n/a	\$124,083
3/4	n/a	186,125
1	n/a	310,828
1-1/2	n/a	621,657

For service connections with larger meters see Section 3 below.

2. Single-family service connections shall be as follows (dollars per connections)

METER SIZE (INCHES)	ADDITIONAL REGION ⁸	
	3C ⁹	3-D
3/4	\$120,665	\$124,083
1	201,510	207,219
1-1/2	403,020	414,438

For an increase or change in water use caused by the creation of an accessory dwelling unit or junior accessory dwelling unit on a premises, installation fees and capacity charges will be imposed only as authorized by Chapter 13 of Division 1 of Title 7 of the Government Code. For service connections with larger meters see Section 3.

⁷ This charge covers the cost of System-wide Facilities Buy-In, Regional Facilities Buy-In and Future Water Supply. The Additional Regions are low-density, residential in nature. It is not anticipated that meters larger than 3/4-inch (excluding fire flow requirements) will be installed in these Regions.

⁸ ADDITIONAL REGION	GENERAL DESCRIPTION
3-C	South of Norris Canyon Road (pumped zones)
3-D	South of Norris Canyon Road outside Wiedemann Ranch (pumped zone)

⁹ The Future Water Supply component of the SCC for Region 3C is set by the July 20, 1993 Wiedemann Agreement, indexed to the U.S. City Average of the Consumer Price Index and used by EBMUD to fund conservation programs. The total Future Water Supply component of the SCC for the common areas in Region 3C shall be paid as a condition for the issuance of the first water meter for the common area. The SCC for non-residential services (e.g., common area irrigation) shall be uniquely calculated in accordance with the Wiedemann Agreement.



Original Schedule J

SCHEDULE J – SYSTEM CAPACITY CHARGE (SCC)

EFFECTIVE 7/1/2025

3. SCC for Larger Meters

The SCC for service connections with meters larger than 1-1/2 inches shall be determined on a case-by-case basis by the District based on water use information furnished by the applicant and applying the same cost components and criteria as apply to the SCC for smaller meters. (See Section A.3)

4. Separate SCC for Standard Service to Multi-Family Premises

The SCC for water service at multi-family premises shall be as listed below.

	Multi-Family Premises Dollars per Dwelling	
	ADDITIONAL REGIONS ¹⁰	
	3-C	3-D
For each Dwelling	\$46,553	\$43,549

The above SCC shall apply regardless of the arrangement of water metering or meter size at the premises; however, the District may limit the size and number of service connections to a combined capacity appropriate to the anticipated water use at the premises. No additional SCC shall be applicable for separate meters installed to provide irrigation for landscaping on the premises for landscape areas up to 5,000 square feet. All other charges shall be based on actual number and size of meters and do not apply to the requirements listed below.

An SCC shall be applicable for separate meters installed to serve landscape areas greater than 5,000 square feet and for other water uses in the vicinity of the multi-family premises, such as irrigation of open space areas, parks, roadway medians, golf courses, community clubhouse and recreational facilities, and areas designated for public use. The SCC shall be based on meter size as provided under B.1 above. If these other water uses are included in the water service connection to the multi-family premises, the District shall, for purposes of determining the applicable SCC, determine the equivalent meter size for these uses based on plumbing code and water industry standards, as if there were a separate service connection.

For an increase or change in water use caused by the creation of an accessory dwelling unit or junior accessory dwelling unit on a premises, installation fees and capacity charges will be imposed only as authorized by Chapter 13 of Division 1 of Title 7 of the Government Code.

¹⁰ Same regions as described in B.1.

Original Schedule J



SCHEDULE J – SYSTEM CAPACITY CHARGE (SCC)

EFFECTIVE 7/1/2025

C. LOW-PRESSURE SERVICE

Where a larger meter is installed because of low-pressure conditions, the applicable System Capacity Charge shall be determined on the basis of the size of the meter which would be required for a standard service as determined by the District based on plumbing code and water industry standards. All other rates and charges shall be based on actual meter size.

D. COMBINATION STANDARD AND FIRE SERVICE

Where a meter is installed to provide both standard service and a supply to a private fire protection system, at other than multi-family premises, the applicable System Capacity Charge shall be based on the meter size required for standard service exclusive of the capacity for supplying the fire protection system as determined by the District based on plumbing code, fire protection code and water industry standards. The installation charges shown in Schedule D and all other rates and charges pertaining to the service shall be based on the actual size of the meter that is installed.

E. FIRE SERVICES AND STANDBY SERVICES

For fire services and standby services (additional service connections for security of supply), there shall be no System Capacity Charges.

F. ADDITIONAL WATER USE ON PREMISES RECEIVING SERVICE

The System Capacity Charge applicable to enlargement of an existing service at other than multi-family premises shall be based on the difference in SCC for the new service size and the existing service size.

The District may assess additional System Capacity Charges to an existing service at other than multi-family premises with services larger than 1-1/2" in accordance with section A.3.

If additional dwellings are constructed on premises subsequent to the installation of service and payment of an SCC under A or B, then the SCC applicable to each additional dwelling shall be immediately due and payable.

G. CREDIT FOR EXISTING SERVICES

Where one or more new services will replace one or more existing or prior services or will expand an existing service to a premises where an SCC was paid to initiate the water service, a credit will be given toward the new SCC based on the customer classification, meter size or water use information that was used to calculate the initial SCC payment (see Section A – SCC for Standard Service). For instances where the existing or prior services were installed prior to 1983 and no SCC was paid, the SCC credit for meter sizes under 2" will be based on Sections A – SCC for Standard Service. For existing or prior services with meter sizes 2" and greater where no SCC was paid, the annual average of the past ten years of water consumption will be used to determine the SCC credit, but in no instance will the credit be less than that of a 1.5" meter size for the customer classification listed in Sections A.1 and A.2 – SCC for Standard Service. No SCC credit will be given unless prior service to

Original Schedule J



SCHEDULE J – SYSTEM CAPACITY CHARGE (SCC)

EFFECTIVE 7/1/2025

the premises is verified. If the SCC is paid with the service connection to be completed by meter installation at a later date, and existing service(s) are to remain in service until that time, the applicable credit for the existing service(s) will be in the form of a refund when the existing services are removed. The SCC credit cannot be applied to a standby meter, fire service meter, or in the case of a dual service meter, the portion of the meter oversized for the private fire protection system. Where the initial SCC payment was made under Schedule J Section I – Required Separate Irrigation Meter for Single-family Premises, the SCC credit cannot be applied to the separate irrigation meter without a SCC credit on the residential meter. The SCC credit for an existing service can only be applied to the premises where the existing service is located. “Premises” is defined in Section 1 of the District’s Regulations Governing Water Service.

For a common area meters installed under the July 20, 1993 Wiedemann Agreement, credit toward a new SCC for these meters will be based on the actual SCC payment for each meter installed, not based on the size of the existing meter.

No credit will be provided for Accessory Dwelling Units that did not pay an initial SCC regardless of metering arrangements.

H. TEMPORARY CONSTRUCTION SERVICE

A System Capacity Charge paid on a temporary construction service will be refunded if said service is removed within a 1-year period after installation.

I. REQUIRED SEPARATE IRRIGATION METER FOR SINGLE-FAMILY PREMISES

If an irrigation meter is required for a single-family premises because the irrigable landscape area meets or exceeds the applicable threshold in Section 31 of the Regulations, two meters will be installed – one for the indoor and private fire service (if applicable) needs of the building and a separate meter dedicated for irrigation. One single-family premises SCC shall be applicable based on the hydraulic capacity needed to serve the irrigation and indoor needs. The hydraulic capacity of the installed meter or meters will be equal to or exceed the hydraulic capacity of the meter size that was charged in the SCC fee. The installation charges shown in Schedule D and all other rates and charges pertaining to the service(s) based on the actual size of the meter(s) that are installed shall apply.

Original Schedule J



SCHEDULE J – SYSTEM CAPACITY CHARGE (SCC)

EFFECTIVE 7/1/2025

J. NONPOTABLE WATER SERVICE

1. Nonpotable Water Service Connections (dollars per connection)

METER SIZE (INCHES)	REGION		
	1	2	3
5/8	\$2,959	\$4,018	\$5,533
3/4	4,836	5,750	8,468
1	9,202	10,297	15,084
1-1/2	23,998	29,230	37,158

All SCCs for nonpotable water service connections with meters larger than 1-1/2 inches shall be determined by applying the Future Water Supply Component unit charge to the defined projected water demand approved by the District. The SCC will not be less than the 1-1/2 inch meter charge by region noted above.

K. POTABLE AND NONPOTABLE SERVICES

An SCC shall be applicable for separate meters installed to provide potable and nonpotable standard service, based on the meter size(s) for each service.

L. ADJUSTMENT OF SCC FOR WATER-CONSERVING LANDSCAPING ON PUBLICLY OWNED PROPERTY

To further encourage water conservation, the SCC for a water service connection exclusively for irrigation of landscaping on property owned by a public agency may be reduced or not required based on long-term water service needs after an initial planting establishment period of not more than three years (the "initial period"); provided that (1) the landscape plan incorporates drought-tolerant and other low-water-use planting materials on a major part of the landscaped area, and (2) the long-term water need would result in replacement of the initial water meter with a smaller meter or water service would be discontinued and removed at the end of the initial period, as solely determined by the District.

A public agency applying for water service under such conditions shall submit a written request to the District prior to the time of payment of the SCC. The request shall set forth in detail the facts supporting an adjustment of the SCC, shall include information and plans clearly describing the planting materials and irrigation system, and shall include data and calculations clearly demonstrating the estimated initial and long-term water needs.

If the District determines that the SCC can be based on a smaller meter or discontinuation of service after the initial period, the public agency shall enter into a water service agreement which provided for (1) payment of the reduced SCC prior to installation of service; (2) verification of the long-term need at the end of the period; and (3) payment of the additional SCC required if the initial meter is not to be replaced, if the replacement meter is larger than

Original Schedule J



SCHEDULE J – SYSTEM CAPACITY CHARGE (SCC)

EFFECTIVE 7/1/2025

initially determined, or if water service is not discontinued and removed. If additional SCC payment is required, it shall be based on the charges in effect at the time of initial SCC payment, and shall be due and payable within 30 days of written notice from the District. The agreement shall be binding upon all subsequent owners of the property and shall be recorded.

Installation charges for the service connection shall be based on the meter size initially installed.

The above-mentioned SCC adjustments do not apply to nonpotable water service accounts.

Schedule M

Water Service Estimate Application Fees

FY 2027



SCHEDULE M – WATER SERVICE ESTIMATE APPLICATION FEES

EFFECTIVE ~~7/12/2017~~ 7/1/2026

Activities associated with the charges in this schedule must comply with all applicable District Regulations Governing Water Service.

A. SCHEDULE OF CHARGES

Charge Type	Amount
Water Service Estimates requiring main extensions	\$7,982
How-To-Serve Estimates, including conditional services with no main extension	\$3,121
Standard services review	\$3,039
Fire service requests, hydrant estimates, dual service (combination standard and fire service) estimates, and fire service estimates	\$856
Pipeline relocations/replacements/abandonments	\$3,600

Charge Type	Description	Amount
Water Service Estimates Requiring Main Extensions, Residential Development	Basic charge for up to 10 units	\$2,484
	Each additional increment of 10 units or portion thereof up to 200 units	\$663
	Over 200 units (including basic charge)	\$14,612
Water Service Estimates Requiring Main Extensions, Commercial, Industrial, or Institutional	Basic charge for up to 10,000 square feet	\$3,946
	Each additional increment of 10,000 square feet or portion thereof up to 100,000 square feet	\$664
	Over 100,000 square feet (including basic charge)	\$9,863
Conditional services with no main extension	Fixed price.	\$1,463
Fire Services Estimates	Fixed price. Fire service request (with hydraulic modeling), fire service estimate, standard service greater than 1-1/2 inch, dual service (combination standard and fire service) estimate.	\$369
Pipeline relocation, replacements, abandonments	Fixed Price.	\$1,463



SCHEDULE M – WATER SERVICE ESTIMATE APPLICATION FEES

EFFECTIVE ~~7/12/2017~~ 7/1/2026

B. CONDITIONS OF APPLICATION FEE

1. The fee is non-refundable.
2. The fee will not be used as a credit towards installation charges or for future estimates.
3. If preparation of a new Water Service Estimate is required due to changes in project scope requested by the applicant after the receipt of the Estimate Agreement or due to cancellation, then a new water service application with an additional fee will be required. The previous fee will be forfeited.
4. If more than one estimate or type of estimate is required for a single application, only the higher fee will be assessed.

Wastewater Department

Schedule C

Industrial Permit Fees

FY 2027



SCHEDULE C – WASTEWATER DEPARTMENT INDUSTRIAL PERMIT FEES

EFFECTIVE 7/1/2026~~5~~

The District shall charge the following annual fees for each permit type when a permit is issued or renewed.

Permit Type	Description	Annual Fee
Wastewater Discharge Permit	A written document that contains general and specific requirements governing onsite management, pretreatment, and discharge of wastewater to the community sewer. A Wastewater Discharge Permit is issued to a significant industrial user; which means an industrial user that warrants a control mechanism as determined by the District, or to a discharger that the District determines requires a permit to establish disposal charges based on flow and strength. The Wastewater Discharge Permit fee applies to Groundwater Permits (a permit issued for discharge of groundwater on an ongoing basis).	\$3,540 \$3,652
<u>Wastewater General Permit</u>	<u>A Wastewater Discharge Permit issued to a group of industrial users that have the same or substantially similar types of operations, discharge the same types of wastes, require the same effluent limitations, require the same or similar monitoring, and in the opinion of the District are more appropriately controlled under a general control mechanism than under individual control mechanisms.</u>	\$1,795
Estimation Permit	A permit issued to a discharger that demonstrates at least 20 percent of its metered water consumption is not discharged to the community sewer. The volume diverted will not be subject to the wastewater disposal charges.	\$1,380 \$1,425
Limited Term Discharge Permit	Permits for temporary discharges of unmetered water during a specified term.	\$3,250 \$3,235

Wastewater Department

Schedule D

Other Fees

FY 2027



**SCHEDULE D – WASTEWATER DEPARTMENT
OTHER FEES**

EFFECTIVE 7/1/2026~~5~~

Fee Type	Amount
Inspection and Monitoring Fees	\$1,980 <u>\$2,037</u>
Violation Follow-Up Fees	
Stage 1	\$870 <u>\$899</u>
Stage 2	\$1,990 <u>\$2,050</u> + Testing Fees ¹
Stage 3	\$3,920 <u>\$4,029</u> + Testing Fees ¹
Private Sewer Lateral Compliance Fees	
Compliance Certificate ²	\$390 <u>\$407</u>
Time Extension Certificate	\$130 <u>\$142</u>
Inspection Reschedule	\$120 <u>\$140</u>
Extra Lateral or Additional Verification Test	\$130 <u>\$140</u> per lateral
Off-Hours Verification ³	\$280 <u>\$289</u> for 1.5 hours onsite
Specific Appointment Time ⁴	\$350 <u>\$374</u> for 1.5 hours onsite
HOA/Greater than 1,000 Oversight Fee	\$540 <u>\$566</u>
PSL Violation Follow-Up – Initial Fee	\$560 <u>\$590</u>
PSL Violation Follow-Up – Continuing Noncompliance Fee	\$140 <u>\$150</u>
Compliance Agreement	\$340 <u>\$361</u>

¹Violation follow-up fees do not include required testing. Testing fees will be charged in accordance with Schedule E Wastewater Department Testing Fees.

²Compliance Certificate Fee may be charged for performance of a Verification Test that results in issuance of a new Compliance Certificate, annotation of an existing Compliance Certificate, or issuance of one or more new Compliance Certificates due to a parcel split or merger

³The fee for off-hours verification is charged once scheduled and will not be refunded if cancelled or rescheduled.

⁴Two Inspection Reschedule fees will be charged for Specific Appointment time cancellations.

Wastewater Department

Schedule E

Testing Fees

FY 2027



SCHEDULE E – WASTEWATER DEPARTMENT TESTING FEES

EFFECTIVE 7/1/2026~~5~~

Laboratory Test	Method ¹	Fee
Acrolein & Acrylonitrile	EPA 624.1	\$186 \$176
Biochemical Oxygen Demand (7-day)	SM 5210 B	\$145
Chemical Oxygen Demand	SM 5220 D	\$74 \$70
Cyanide	SM 4500 CN	\$155 \$147
Metals (Arsenic, Cadmium, Chromium, Copper, Iron, Lead, Nickel, Silver, and Zinc)	EPA 200.7	\$276 \$261
Metals (Mercury)	EPA 245.1	\$174 \$164
Oil & Grease: SGT-HEM	EPA 1664B	\$243 \$230
Organochlorine PCB & Pesticides	EPA 608	\$192 \$62
pH Field Analysis		\$34 \$32
Phenols: Total	EPA 420.4	\$170 \$161
PCB Congeners	EPA 1668C	\$990 \$895
Semi-volatile Organics	EPA 625.1	\$253 \$584
Total Suspended Solids	SM 2540 D	\$49 \$47
Volatile Organics	EPA 624.1	\$269 \$255

¹Or equivalent certified method.

Wastewater Department

Schedule F

Resource Recovery Fees and Prices

FY 2027



SCHEDULE F – WASTEWATER DEPARTMENT RESOURCE RECOVERY FEES AND PRICES

EFFECTIVE 7/1/2026⁵

Payment collection for all Resource Recovery accounts shall follow the payment collection provisions contained in Section 13, Payment of Bills in the Regulations Governing Water Service to the Customers of EBMUD and Items C and H, Returned Payment Charge and Late Payment Charge, of Schedule C of the Water System Rates and Charges.

Administrative Fees

Administrative Fees	Price
Account Fee	\$400 (per year)
Expedited Permit Fee	\$2,500 (per request)
Categorical Waste Permit Fee ¹	Variable (max \$5,000 per year)
Unusual Waste Evaluation Fee ²	Variable

¹This fee is charged annually for categorical wastes that require additional monitoring, record-keeping, sampling, regulatory reporting, inspections, and/or technical analyses for compliance with Part 403 of the Code of Federal Regulations. When a categorical waste is submitted for review, the District will determine the annual fee based on the District's reasonable estimated cost for the work including all analyses, engineering, materials, equipment, consumables, labor, and related expenses incidental to the permit administration. The District will notify the customer of the fee prior to permit issuance or renewal.

²For unusual waste reviews that require additional level of analysis and evaluation, the District will determine the reasonable estimated fee for the work including all analyses, engineering, materials, equipment, consumables, labor, and related expenses incidental to the waste evaluation. The District will notify the customer of the fee prior to initiating the waste evaluation.



**SCHEDULE F – WASTEWATER DEPARTMENT
RESOURCE RECOVERY FEES AND PRICES**

EFFECTIVE 7/1/2026~~5~~

Material Type and Prices

Material Type	Price ³
Septage	Up to \$0.10 ⁴² /gal
Fats, Oil and Grease ⁴	Up to \$0.11 ⁴⁶ /gal
Process Water	Up to \$0.08 ⁴⁰ /gal
Brine	<u>Variable with Total Dissolved Solid (TDS)</u> <u>\$0.07/gal < 100,000 mg/l TDS</u> <u>\$0.10/gal > 100,000 mg/l TDS</u> Up to \$0.10/gal < 50,000 mg/l TDS Up to \$0.11/gal 50,001 – 100,000 mg/l TDS Up to \$0.13/gal > 100,000 mg/l TDS
Sludge	<u>Variable with % Total Solids (TS)</u> Up to \$0.09/gal up to 3% TS Plus \$0.01/gal per %TS for TS over 3% Up to \$0.11/gal up to 3% TS Plus Up to \$0.01/gal per %TS for TS between 3% to 20%
Clean Liquid Food Waste Slurry ⁵	<u>Variable with % Total Solids (TS)</u> <u>\$0.05/gal up to 3% TS</u> <u>Plus \$0.005/gal per % TS for TS over 3%</u> Up to \$0.07/gal up to 3% TS Plus Up to \$0.005/gal per % TS for TS between 3% to 20%
Liquid Organic Material ⁴	Up to \$0.06 ⁴¹ /gal
Protein Material ⁴	Up to \$0.10 ⁴⁷ /gal
Solid Organic Material ⁶	\$30/ton – \$120/ton

³Current and peak period prices shall be available at <https://www.ebmud.com/wastewater/commercial-waste/trucked-waste>. ~~Prices may vary consistent with the cost to treat up the listed amount.~~ Additional charges may apply for special accommodations, such as off-hours deliveries that require additional staff support, special equipment requirements to receive or process material, special treatment requirements, or additional regulatory compliance costs. These charges shall be calculated based on estimated costs of District, labor, material, equipment, consumables, and outside agency fees. The District will notify the customer and provide an estimate prior to providing special accommodations.

⁴A peak period charge of an additional \$0.01/gal above the current price will apply over the weekday peak period when plant processes are heavily loaded with trucked waste. The District will post the peak period prices on its website and notify all customers of any changes prior to taking effect.



SCHEDULE F – WASTEWATER DEPARTMENT RESOURCE RECOVERY FEES AND PRICES

EFFECTIVE 7/1/2026⁵

⁵Clean liquid food waste slurry must behave as a liquid and contain minimal amounts of contamination. Food waste slurries that require additional contamination removal do not qualify for this price.

⁶Unit cost prices are based on treatment costs (residual solids dewatering and disposal), gas production, volumes and other costs or benefits to the District. As part of the permit application process, the District will notify the customer of the unit prices to accept Solid Organic Material.

Wastewater Department

Schedule G

Wastewater Capacity Charges (WCC)

FY 2027



Proposed Wastewater Schedule G

SCHEDULE G – WASTEWATER CAPACITY CHARGES (WCC)

EFFECTIVE 7/1/2026

A. WASTEWATER CAPACITY CHARGES (WCC) FOR STANDARD SERVICE

The below Wastewater Capacity Charges (WCC) is required of all applicants for water service to premises within the District’s wastewater service area where installation of a service connection is required, including expanded service, as solely determined by the District. The WCC to be paid depends on the applicable water meter size as determined by the District, based on water use information furnished by the applicant. The WCC shall apply for each new water meter installed. The WCC shall apply for each new water meter installed regardless of the arrangement of water metering at the premises and regardless of any wastewater diversion. The District reserves the right to determine the appropriate meter size(s) to serve the applicant’s projected demand. The District’s decision regarding the applicable WCC shall be final.

Meter Size	Wastewater Capacity Charge
Residential Meters ≤1”	
≤1”	\$3,768
Non-Residential Meters 5/8” to 1”	
5/8”	\$3,768
3/4”	\$5,652
1”	\$9,420
All Meters >1”	
1-1/2”	\$18,840
2”	\$30,144
3”	\$65,939
4”	\$113,039
6”	\$254,338
8”	\$301,438

For service connections with meters larger than 8 inches, the District shall calculate the WCC as the unit cost for system capacity (\$3,768 per meter equivalent unit¹) multiplied by the number of meter equivalent units represented by that meter (installed meter hydraulic capacity² divided by the base meter capacity³).

¹ Meter equivalent unit as described in the *April 2026 Wastewater Capacity Charge Study*.

² Safe Maximum Operating Capacity per AWWA Standard C715-18(R22) Table 1.

³ Safe Maximum Operating Capacity (maximum flow rate for intermittent service) for a 5/8” meter as defined in American Water Works Association (AWWA) Standard C700-24 (effective April 2025) Table 1 for displacement-type meters (meter sizes 5/8” to 2”)



Proposed Wastewater Schedule G

SCHEDULE G – WASTEWATER CAPACITY CHARGES (WCC)

EFFECTIVE 7/1/2026

B. MULTIPLE SINGLE-FAMILY DWELLINGS ON ONE PREMISES

Where two or more single-family dwellings are located on one premises, a separate WCC for each meter shall be applicable. The District shall determine the appropriate size of each meter according to the single-family dwelling served and all other water uses furnished through that meter. The WCC for each meter shall be determined separately accordance with Section (A).

C. ACCESSORY DWELLING UNITS

With the creation of an accessory dwelling unit or junior accessory dwelling unit on a premises, WCC will be imposed only as authorized by Chapter 13 of Division 1 of Title 7 of the Government Code.

D. COMBINATION STANDARD AND FIRE SERVICE

Where a meter is installed to provide both standard service and a supply to a private fire protection system, the applicable WCC shall be based on the meter size required for standard service exclusive of the capacity for supplying the fire protection system as determined by the District based on plumbing code, fire protection code and water industry standards.

E. FIRE SERVICES, STANDBY SERVICES AND IRRIGATION-ONLY SERVICES

For fire services, standby services (additional service connections for security of supply), and irrigation-only services (no wastewater discharge), there shall be no WCC.

F. CREDIT FOR EXISTING SERVICES

If new or expanded service(s) replace existing service(s) at a premises, a credit toward the new WCC will be applied based on the SCC value associated with the meter size and the premises designation of the eliminated service(s) (See Section A – WCC for Standard Service). For combination standard and fire service, WCC credits shall only apply to the domestic portion of the size of service.

WCC credit can only be applied to WCC charges and cannot be used to discount any other charges (such as installation charges).

The WCC credit for an existing service can only be applied to the premises where the existing service is located.

If the WCC value associated with the eliminated service(s) exceeds the WCC of the new or expanded service(s), the balance of the WCC shall not be refunded, credited, transferred, assigned, or otherwise applied to offset any other charge or fee.

If the WCC is paid and existing service(s) are to remain in service until a later time, the applicable credit for the existing service(s) will be provided when the existing service(s) are removed.



Proposed Wastewater Schedule G

SCHEDULE G – WASTEWATER CAPACITY CHARGES (WCC)

EFFECTIVE 7/1/2026

G. WCC for Unmetered Water

Discharges of Unmetered Water shall incur a WCC according to the following schedule.

Maximum Flow Rate	Wastewater Capacity Charge
≤20 gallons per minute (gpm)	\$3,768
>20 gpm and ≤30 gpm	\$5,652

Discharges of Unmetered Water at maximum flow rates greater than 30 gpm shall incur the WCC in Section(A) corresponding to the smallest meter size that has a Safe Maximum Operating Capacity⁴ that is greater than the maximum flow rate for the discharge.

The District reserves the right to determine the appropriate maximum flow rate. The District's decision regarding the applicable WCC shall be final.

Discharges of Unmetered Water under a Limited-Term Discharge Permit will not be subject to a WCC.

⁴ Safe Maximum Operating Capacity (maximum flow rate for intermittent service) as defined in American Water Works Association (AWWA) Standard C700-24 (effective April 2025) Table 1 for displacement-type meters (meter sizes 5/8" to 2"), AWWA Standard C702-24 (effective April 2025) Table 1 for compound meters (meter sizes 2" to 8") and AWWA Standard C715-18(R22) Table 1 for meters 10" and larger.



Original Wastewater Schedule G

SCHEDULE G – WASTEWATER DEPARTMENT CAPACITY FEES

EFFECTIVE 7/1/2025

A. Wastewater Capacity Fee for Non-Permit Applicants

For applicants who are not required to obtain a Wastewater Discharge Permit the Wastewater Capacity Fee (WCF) is based on the applicant's estimated annual wastewater discharge flow and strength.

For an increase or change in water use caused by the creation of an accessory dwelling or junior accessory dwelling on a premises, WCF will be imposed only as authorized by Chapter 13 of Division 1 of Title 7 of the Government Code.

1. Single-Family Residential WCF^{1,2} \$3,125

2. Multi-Family Residential WCF^{2,3}

Residential	WCF (\$ Per Dwelling)
For dwellings over 500 sq. ft.	\$2,192
For dwellings 500 sq. ft. and under	\$1,712

3. Non-Residential WCF for meters 1-1/2 inches and smaller (dollars per connection)²

For service connections with meters 1-1/2 inches and smaller, the District reserves the right to request specific water use information from the applicant to determine applicant's estimated annual wastewater discharge flow and strength. The District reserves the right to determine the appropriate meter size and wastewater strength category to meet the applicant's estimated annual wastewater discharge flow and strength and assess the WCF using this Section (A)(3). If the District determines that the applicant's estimated annual wastewater discharge flow exceeds 1,390 gallons per day (gpd) or that a meter larger than 1-1/2 inches is required to meet the applicant's needs, this Section (A)(3) no longer applies. For estimated annual wastewater discharge flows that exceed 1,390 gpd and meters larger than 1-1/2 inches, Section (A)(4) shall be used to determine the WCF based on the applicant's estimated annual wastewater discharge flow and strength category. The District's decision shall be final.

Strength Category	Meter Size		
	5/8 inch	3/4 & 1 inch	1-1/2 inch
Low	\$4,647	\$12,215	\$23,796
Medium	9,404	24,722	48,161
High	18,413	48,405	94,298



Original Wastewater Schedule G

SCHEDULE G – WASTEWATER DEPARTMENT CAPACITY FEES

EFFECTIVE 7/1/2025

4. Non-Residential (meter size over 1-1/2 inch)^{2, 4, 5}

The WCF for service connections with meters larger than 1-1/2 inch shall be determined on a case-by-case basis by the District based on water use information furnished by the applicant and applying the per unit (1 unit = 748 gallons) WCF charge to the annual wastewater discharge flow calculated by the District for the appropriate strength category for the service connection.

Strength Category	\$/unit/year
Low	\$35.20
Medium	71.24
High	139.49

In no instance will the WCF for a meter larger than 1-1/2 inches be less than the 1-1/2 inch price for a given strength category.



Original Wastewater Schedule G

SCHEDULE G – WASTEWATER DEPARTMENT CAPACITY FEES

EFFECTIVE 7/1/2025

If the District has determined based on the water use information furnished that a meter larger than 1-1/2 inches is appropriate or if the estimated annual wastewater discharge exceeds 1,390 gpd, the WCF calculated from the District's estimate of annual wastewater discharge flow shall apply irrespective of the arrangement of the water metering or meter size at the premises.

Business Classification Code (BCC) Category: Low Strength

Code	Description
4500	Air Transportation
7542	Automobile Washing and Polishing
7215	Coin Operated Laundromats
3200	Earthenware Manufacturing
8060	Hospitals
7000	Hotels, Motels with Food Service
7300	Laboratories
3470	Metal Coating
3400	Metal Products Fabricating
3300	Primary Metals Manufacturing
8200	Schools
2820	Synthetic Material Manufacturing
	All Other Business Classification Codes (includes dischargers of only segregated domestic wastes from sanitary conveniences)

BCC Category: Medium Strength

Code	Description
2080	Beverage Manufacturing & Bottling
2840	Cleaning and Sanitation Products
7210	Commercial Laundries
2830	Drug Manufacturing
5812	Food Service Establishments
2030	Fruit and Vegetable Canning
2040	Grain Mills
2893	Ink and Pigment Manufacturing
2810	Inorganic Chemicals Manufacturing
2600	Pulp and Paper Products
2011	Slaughterhouses



Original Wastewater Schedule G

SCHEDULE G – WASTEWATER DEPARTMENT CAPACITY FEES

EFFECTIVE 7/1/2025

BCC Category: High Strength

Code	Description
2050	Bakeries (including Pastries)
2020	Dairy Product Processing
3410	Drum and Barrel Manufacturing
7218	Industrial Laundries
3110	Leather Tanning and Finishing
2010	Meat Products
2850	Paint Manufacturing
2077	Rendering Tallow
2090	Specialty Foods Manufacturing
2060	Sugar Processing

B. WCF for Permit Applicants

For applicants who are required to obtain a Wastewater Discharge Permit, the WCF is based on the applicant's estimated annual wastewater discharge flow and strength concentrations listed on the applicant's discharge permit at the time of application.

Permit Accounts ^{2, 4, 5}

Flow (\$/unit/year)	\$15.73
Chemical Oxygen Demand (COD) (\$/lb/year)	1.65
Total Suspended Solids (TSS) (\$/lb/year)	7.56

¹Single-Family is BCC 8800 Single-Family.

²A credit may be provided for existing services. Where a new service will replace one or more existing or prior services to a premises that previously paid a WFC, a credit will be applied to the new WCF. For existing meters 1-1/2 inches and smaller, the value of the WCF credit will be determined using the flow and strength assumed in the original WCF and based on the current WCF schedule (for flow and strength), or based on the existing strength and meter size if the information from the original WCF is not available. For existing meters over 1-1/2 inches, the value of the WCF credit will be determined using the flow and strength assumed in the original WCF and based on the current WCF schedule (for flow and strength). If the flow and strength information is not available from the original WCF, the strength and flow from the most recent 10 years of usage and strength will be used to determine the WCF credit, provided that this value is not less than the value indicated in the schedule for the 1-1/2 inch meter.

For premises on which no WCF was paid, customers will be granted a credit for the existing use. For existing meters 1-1/2 inches and smaller, the WCF credit will be calculated based on the current WCF schedule for the existing meter size and strength. For existing meters over 1-1/2 inches, the WCF credit will be calculated based on the most recent 10 years of usage and strength for the existing meter, provided that this value is not less than the value indicated in the schedule for the 1-1/2 inch meter.

If the account is subject to an Estimation Permit, the usage credit will consider diversion. The WCF credit cannot be applied to a dedicated irrigation meter, standby meter, fire service meter, or in the case of a combination standard and fire service meter, the portion of the meter oversized for the private fire protection system.

³Multi-family includes BCC 6513 Apartment Buildings and 6514 Multi-Family.



Original Wastewater Schedule G

SCHEDULE G – WASTEWATER DEPARTMENT CAPACITY FEES

EFFECTIVE 7/1/2025

⁴WCF is based on the anticipated annual flow contributions and the average wastewater strength measured or assigned for each classification of customer. The District may review the actual flow and strength within 24 months, once the business is fully established to verify the estimated demand for wastewater capacity. The review may result in a determination of additional capacity fees if the actual flow and strength exceeds the original estimate.

⁵Total fee is a summation of the unit rates for flow, COD, and TSS applied to the permit conditions at the time of application.

Wastewater Department

Schedule H

Wastewater Interceptor Connection
Review, Coordination, and Inspection Fee

FY 2027



**SCHEDULE H – WASTEWATER DEPARTMENT
WASTEWATER INTERCEPTOR CONNECTION REVIEW,
COORDINATION, AND INSPECTION FEE**

EFFECTIVE 7/1/202~~6~~⁵

Fee Type	Description	Amount
Plan Review, Project Coordination and Construction Inspection	For each interceptor connection.	\$14,400 <u>\$13,600</u>
Each Additional Connection	For additional connections submitted and constructed under the same project with the same design and pipe sizes.	\$11,800 <u>\$11,100</u>

Public Records Act Fee Schedule and
District Publications Fees

FY 2027



PUBLIC RECORDS ACT FEE SCHEDULE

EFFECTIVE 7/1/2026

INTRODUCTION

The District offers access to its records upon receipt of a request that reasonably describes an identifiable record. The following fee schedule has been established by the District to cover the costs for duplicating District documents, drawings, maps, recordings, and other records, as required by the Public Records Act.

Any questions or requests concerning District documents should be addressed to the Secretary of the District, East Bay Municipal Utility District, P.O. Box 24055, Oakland, California 94623-1055, emailed to SecOffice@ebmud.com, or by calling (510) 287-0404. Requests can also be sent via the portal at www.ebmud.com/about-us/public-records.

CHARGES

Pursuant to the Public Records Act, the District may recover the “direct costs of duplication” for disclosable public records, unless a different charge is provided by statute. The direct cost of duplication generally covers two types of expenses – materials & equipment costs and labor costs.

- Materials & Equipment costs generally include the capital cost of the equipment, the maintenance contract, paper supplies, and other necessary expenses that must be incurred to make the equipment operational.
- Labor costs ordinarily include the pro rata salary of the clerical or technical employee operating the equipment.

The total cost for providing copies is a combination of materials, labor for actual duplication time, equipment usage, and postage, if applicable. The direct cost of duplication may vary depending on the size and type of media requested and the kind of reproduction equipment required.

Photocopies of non-District materials are charged at the same rate as District materials.

Prices quoted in this fee schedule are subject to change. An estimate of cost will be provided upon request.

Any records sent outside for duplication will be billed as the actual cost of duplication by the outside vendor.



PUBLIC RECORDS ACT FEE SCHEDULE

EFFECTIVE 7/1/2026

PAYMENT

For all requests, payment in advance is required before release of records. Acceptable methods of payment include cash or check (payable to East Bay Municipal Utility District). The District does not currently accept electronic payments.

Fee Type	Description	Amount
Deposit Requirement	For requests estimated to cost over \$100 in duplication or query and compilation fees, a deposit in the amount of the estimated fee will be required before duplication.	Deposit equal to the estimated fee.

INSPECTION/DELIVERY/PICK UP

The requestor is entitled to inspect records and/or obtain copies of records during normal business hours (8:00 a.m. to 4:30 p.m., Monday through Friday).

If the requestor wishes records to be delivered, copies will be sent first class mail unless the requestor makes other arrangements for pick up or delivery with the Secretary's Office. Postage will be charged for copies mailed to the requestor.

Federal Express service is available if the requestor supplies a Federal Express account number.

LEGAL COMPLIANCE OBLIGATIONS

Responsibility for adherence to copyright law rests with the individual requesting copies.

This fee schedule covers the following categories of document types or formats:

- I. Paper Based Records
 - A. General Business Documents & Engineering Drawings
 - B. Printed Maps
 - C. Bid Documents for Publicly Bid Projects
- II. Electronically Stored or Generated Data
 - A. Records that already exist
 - B. Records that do not already exist
 - C. Compact Discs (CDs)
 - D. Digital Versatile Discs (DVDs)

Fees for document types/requests not covered herein will be provided upon request.



PUBLIC RECORDS ACT FEE SCHEDULE

EFFECTIVE 7/1/2026

I. PAPER BASED RECORDS

A. GENERAL BUSINESS DOCUMENTS & ENGINEERING DRAWINGS

The fees charged for reproducing general business documents and engineering drawings, and printed maps photocopied onto regular paper in the sizes indicated below are based on the actual cost of duplication by the District.

Fee Component	Description	Amount
Labor Cost	Duplicating time, charged per minute. Labor costs are based on the labor rate of a clerical employee and charged only for the actual time spent on duplication.	\$0. 86 89
Materials & Equipment	Cost per sheet or media used. The duplicating cost per sheet or media type is based on the actual cost of materials and equipment needed to reproduce documents. As detailed below, fees will vary depending on the type and size of documents and the method used for duplication.	Actual Cost
Postage	If applicable.	Actual Cost

1. Regular and Color Copies

Fee Type	Description	Amount
Black and White Copies	8-1/2 x 11, black and white, per page	\$0.09
	11 x 17, black and white, per page	\$0.17
Color Copies	Requests may be sent to an outside vendor and charged back to the requestor.	Actual Cost



PUBLIC RECORDS ACT FEE SCHEDULE

EFFECTIVE 7/1/2026

2. Engineering Drawings

Size	Bond	Vellum
8-1/2 x 11	\$0.09	N/A
11 x 17	\$0.17	N/A
17 width	\$0.33	N/A
22 width	\$0.66	\$1.77
28 x 38	\$0.96	N/A

For sizes larger than those indicated in this chart, Engineering Records will determine the cost.

Drawings having a width greater than 36 inches cannot be reproduced on District equipment and must be sent out for commercial copying. These charges will be billed to the requestor.

B. PRINTED MAPS

The fees in this section apply to the duplication of existing hard copy B-maps. The fee listed is the cost per map for duplication by the District's print shop. All other pre-printed map sizes require special formatting and the cost for duplication by an outside vendor will be determined upon request.

Fee Type	Description	Amount
B-maps	250' scale (11 x 17) includes Map View prints, per map.	\$0.99
Map Book Covers	Per cover.	\$38.64

C. BID DOCUMENTS FOR PUBLICLY BID PROJECTS

Copies of plans for publicly bid construction projects are available through the District's Specifications and Engineering Support Section at a per set cost established as each project is issued for bid. The fee will be based on the cost for duplication at the District's print shop or an outside copy service and postage, if applicable.

Pre-paid documents will be sent first class mail unless the requestor makes other arrangements for document pickup or delivery with the Specifications Clerk. Federal Express service is available if the requestor supplies a Federal Express account number. The Specifications and Engineering Support Section can be reached at specs@ebmud.com or (510) 287-1040.



PUBLIC RECORDS ACT FEE SCHEDULE

EFFECTIVE 7/1/2026

Contract documents (specifications, plans, and addenda) are also available for viewing and downloading from EBMUD’s public website: www.ebmud.com via the “Business Center” link.

Copies of historic contract documents can be provided in accordance with the provisions of Section I.A.: General Business Documents & Engineering Drawings.

II. ELECTRONICALLY STORED OR GENERATED DATA

The fees in this section apply to records stored electronically.

In general, there are two types of electronic records: (a) records that already exist on a system and merely require printing; and (b) records that do not currently exist and require data compilation, extraction, or programming to produce. A different fee rate applies to each of these types of records.

A. RECORDS THAT ALREADY EXIST

When a requestor seeks a record that already exists on a system (i.e., a record merely needs to be retrieved and printed, and does not require data compilation, extraction, or programming to produce), the following fee applies:

Fee Component	Description	Amount
Labor Cost	Duplicating time, charged per minute.	\$0. 86 89
Materials & Equipment	Per sheet or media used. Costs vary with the types/formats of records requested as specified in the tables below.	Actual Cost
Postage	If applicable.	Actual Cost

1) Digital copies – PDF Files (including B-maps)

Media Type	Amount
CD	\$3.05
DVD	\$6.35
Electronic Transfer	No Charge



PUBLIC RECORDS ACT FEE SCHEDULE

EFFECTIVE 7/1/2026

2) Maps on Demand

Size	Bond	Vellum*	Bond Color
8-1/2 x 11	\$0.10	\$0.19	\$0.38
11 x 17	\$0.19	\$0.36	\$0.73
17 x 22	\$0.33	\$0.60	\$2.05
22 x 34	\$0.49	\$0.84	\$3.38
28 x 38	\$0.66	\$1.10	\$5.02

*Costs reflect color plots produced only from existing files.

3) Other Electronic Records

Description	Unit Type	Amount
8-1/2 x 11	PC Printer, charged per page	\$0.09
CD	Each	\$3.05
DVD	Each	\$6.35
Electronic Transfer		No Charge

B. RECORDS THAT DO NOT ALREADY EXIST

When a requestor seeks records that do not currently exist on a system and require data compilation, extraction, or programming to produce, the requestor shall pay the cost to construct a new record, and the cost of programming and computer services necessary to produce a copy of the record. However, the District is under no obligation to provide records that do not already exist. Accordingly, the applicable fee is:

Fee Component	Description	Amount
Labor Cost	Production time, charged per minute.	\$1.41 <u>1.46</u>
Materials & Equipment		See Section II.A
Postage	If applicable	Actual Cost



PUBLIC RECORDS ACT FEE SCHEDULE

EFFECTIVE 7/1/2026~~5~~

Labor cost is based on the “average technical labor” rate and is charged only for the actual time spent producing the record.

This fee also applies when the request requires producing a record outside of the regularly scheduled interval.

C. COMPACT DISCS (CDs)

Fee Component	Description	Amount
Labor Cost	Duplicating time, charged per minute.	\$0. 86 <u>89</u>
Cost Per Disc	CD-R Disc, Write-Once, 700 MB, 80 Minute, 52X	\$3.05
Postage	If applicable	Actual Cost

D. DIGITAL VERSATILE DISCS (DVDs)

Fee Component	Description	Amount
Labor Cost	Duplicating time, charged per minute.	\$0. 86 <u>89</u>
Cost Per Disc	DVD+R, 16X, Single Sided, 4.7 GB/120 Minutes	\$6.35
Postage	If applicable	Actual Cost

Recordings of regular meetings of the Board of Directors are available on www.ebmud.com. Copies of archived recordings of regular meetings of the Board of Directors are available upon request and can be provided on compact disc or digital versatile disc. Recordings after May 2019 are available for review on EBMUD’s YouTube channel.

~~NOTE—The District no longer uses cassette tapes.~~



PUBLIC RECORDS ACT FEE SCHEDULE

EFFECTIVE 7/1/2026

E. DISTRICT PUBLICATION FEES

The District Publication Fee includes the following components:

- **Base Fee**, which covers the cost of publication (see table below);
- **Sales Tax**; and
- **Postage**, which will be charged at actual cost if applicable.

Publication Name	Description	Amount
Municipal Utility District Act	Printed and comb-bound	\$5.15
	Electronic Transfer	No Charge
Its Name Was MUD	Hardcover	\$18.00
Plants and Landscapes for Summer Dry Climates of the San Francisco Bay Region	Hardcover	\$49.95
	For EBMUD customers	\$29.95
	Vendors and Retailers	Up to 50% discount

Real Property Use Application Fees

FY 2027



REAL PROPERTY USE APPLICATION FEES

EFFECTIVE 7/1/2026

Type of Use	Description	Application Fee
Fee Title	Outright purchase of District property	
	Properties for Sale	\$2,917 <u>3,098</u>
	Unsolicited	\$17,181 <u>18,245</u>
Easement	Rights for permanent use of District property, such as access, utilities, etc.	
	Utility Type	\$2,917 <u>3,098</u>
	Other	\$8,002 <u>8,498</u>
Quitclaim	Removal of District's right, title and interest to property	
	Pipe Abandonment	\$1,463 <u>1,554</u>
	Other	\$3,268 <u>3,471</u>
Revocable License	Permission to use District property for periods exceeding one year, subject to revocation. For such uses as utility road crossings of aqueduct properties	\$2,340 <u>2,485</u>
Lease	The right to occupy and use District land for a specified time period	\$2,918 <u>3,099</u>
Telecommunication Lease	Long-term lease for PCS, cellular and/or radio uses	\$4,938 <u>5,244</u>
Information-Only	Request for information requiring research of District records. Information-only applicants will be charged a fee only if the estimated research time exceeds one hour)	\$186 <u>197</u> per hour
Processing and Review of Watershed Land Use Proposals	Request for District to perform a formal evaluation of watershed land use proposal	\$186 <u>197</u> per hour (plus all other District costs)
Property Entry Permits, Rights of Entry Permits	Permission for temporary access onto District	\$438 <u>466</u>



REAL PROPERTY USE APPLICATION FEES

EFFECTIVE 7/1/202~~6~~⁵

Type of Use	Description	Application Fee
Limited Land Use Permit	Allows landscaping, gardening or other minor surface use of District property, subject to annual renewal	\$160 <u>170</u>
Temporary Construction Easement/Encroachment Permit	Permission for temporary access onto District	
	Open Land, No District Facilities	\$877 <u>931</u>
	With District Facilities	\$3,104 <u>3,296</u>
Survey Costs, if needed	Application use fees listed above do not include survey costs if needed	\$203 <u>216</u> per hour
Long Term Encroachment Permit		\$29,488 <u>31,341</u>

Recreation Use Fees

Calendar Year 2027



Recreation Use Fees
Calendar Year 2027~~6~~
EFFECTIVE 1/1/2027~~6~~

Recreation Use Fees

The following fees apply to use of the East Bay Municipal Utility District's (District) recreation facilities at Camanche Hills Hunting Preserve, Camanche Reservoir, Lafayette Reservoir, Pardee Reservoir, San Pablo Reservoir and on the District's Watershed Trail System.

All other charges and fees not listed in this schedule, including fees for merchandise and services provided to the public in connection with recreational uses, shall be set by the concessionaire or the District. These fees must be reasonable and consistent with charges for similar merchandise and services at comparable locations.

General Discount Program

Discounts from the listed fees may be offered to attract new customers and/or to increase revenue. General discounts will apply for specific time periods, must be applied fairly and uniformly, and require advance approval from the Director of Water and Natural Resources Department.

District Employee Discount Program

District employees, retirees, and their immediate family members receive **free vehicle entry and boat launch**, as well as a **camping discount equal to the vehicle entry fee** (limited to one per day).

Volunteer Discount Program

Participants who contribute a minimum of 20 volunteer hours annually through the District Volunteer Program are eligible to receive a **free one-year Trail Use Permit** and a **50 percent discount on vehicle entry/parking and boat launch fees**.

Distinguished Veteran Discount Program

Holders of a California State Parks Distinguished Veteran Pass receive **free day-use entry and boat launch** at all District recreation areas.

Fishing Access Permits

A Fishing Access Permit is required for all persons 16 years of age or older. A permit holder with a valid California fishing license may allow up to four accompanied children age 15 and under to fish under their daily Fishing Access Permit, subject to the permit holder's daily possession limit. Every accompanied child, over the allowed number of four, must have individual fishing access permits. Each child not accompanied by a fishing access permit holding adult must obtain his/her own fishing access permit.

Fishing Access Permits are not required on the two annual California Department of Fish and Wildlife Free Fishing Days.

~~Fee Year~~

~~Fee years are by calendar year for all locations except the Camanche Hills Hunting Preserve where fees are implemented earlier for the hunting year October 1 – September 30.~~



Camanche Hills Hunting Preserve
Calendar Year 2027~~6~~
EFFECTIVE 1/1/2027~~6~~

Camanche Hills Hunting Preserve

Camanche Hills Hunting Preserve fees are based on the hunting year, which takes place October 1—September 30.

Category	Subcategory	Fee
Preserve License	Initiation Fee - Family	\$3,495.00
Preserve License	Initiation Fee - Corporate	\$3,495.00
Preserve License	Annual Maintenance - Family	\$300.00
Preserve License	Annual Maintenance - Corporate	\$600.00
Licensed Guide Goose Hunt	Per Person / Hunt	\$200.00
Archery Range and Course	7 Station 3-D Target Course Per Person	\$12.00
Fishing Access Permit	Rabbit Creek Arm and Farm Ponds - Public	\$10.00
Fishing Access Permit	Rabbit Creek Arm and Farm Ponds - CHHP Members	\$5.00
Fishing Access	Rabbit Creek Arm: Bow for Carp	\$10.00
RV Parking	Nightly	\$10.00
RV Parking	Clubhouse Rental - daily	\$500.00
RV Parking	Kitchen Rental - daily	\$500.00
RV Parking	Grounds - daily	\$500.00

Discounts, Special Programs and Limitations

- Pricing for planted bird hunting is subject to review and approval by the Director of Water and Natural Resources.
- **Complimentary** bird hunting and sporting clays shooting may be offered to members of the communications media, subject to the availability of birds and access to the sporting clays course.
- **Complimentary** use of the facilities may be provided to nonprofit hunting organizations for family, disabled, and junior hunting events.
- A **15 percent discount** on target shooting activities (sporting clays, trap, 5-stand, and bunkers) is available to seniors, disabled visitors, and active or retired military personnel.
- A **50 percent discount** on target shooting is available to holders of a Distinguished Veteran Pass.
- A **15 percent discount** on driven pheasant shoots is available to seniors, disabled visitors, active or retired military personnel, and Distinguished Veteran Pass holders.
- A **50 percent discount** on RV parking is available to seniors, disabled visitors, and holders of a Distinguished Veteran Pass.



Camanche Hills Hunting Preserve
Calendar Year 2027⁶
EFFECTIVE 1/1/2027⁶

- Daily field trial events may be permitted on a limited basis. Fees range from **\$0 for qualified nonprofit organizations** to a maximum of **\$200 per day**.
- District employees and retirees, concession employees, and Tri-County (Amador, Calaveras, and San Joaquin counties) public safety personnel receive a **20 percent discount on food purchases** and a **10 percent discount on sporting clays**.
- Discounts and incentives are separate and may not be combined to create a larger discount or incentive.



Camanche Reservoir, North and South Shore Recreation Areas
Calendar Year 2027~~6~~
EFFECTIVE 1/1/2027~~6~~

Camanche Reservoir, North and South Shore Recreation Areas

Category	Subcategory	Unit	Season / Condition	Fee
Entry / Parking	Car / Motorcycle / Small Van	Daily	Peak Season, weekends & holidays	\$22.00 \$21.50
Entry / Parking	Car / Motorcycle / Small Van	Daily	Off-season or weekdays	\$13.50 00
Entry / Parking	Car / Motorcycle / Small Van	Nightly	Non-camping	\$13.50 00
Entry / Parking	Car / Motorcycle / Small Van	Annual	12 consecutive months	\$250.00 245.00
Entry / Parking	Senior / Disabled / Former POW / Disabled Veteran	Annual	12 consecutive months	\$125.00 122.50
Entry / Parking	Combined Car + Boat	Daily	Peak Season, weekends & holidays	\$25.50 00
Entry / Parking	Combined Car + Boat	Daily	Off-season or weekdays	\$19.25 18.75
Entry / Parking	Annual Marina Overnight / Day Use	Annual	12 consecutive months	\$275.00 265.00
Entry / Parking	Large Vans	Daily	10 to 20 Passengers	\$24.00
Entry / Parking	Buses	Daily	21+ Passengers	\$46.00
Dog <u>Entry</u>	Daily Fee	Daily	Fee charged each day in park.	\$7.25 \$7.00
Dog <u>Entry</u>	Annual, Concurrent w/ Annual Parking Pass	Annual	12 consecutive months	\$65.00 \$63.00
Boat Launch	Standard	Daily	Peak Season, weekends & holidays	\$19.00 \$18.50
Boat Launch	Standard	Daily	Off-season or weekdays	\$13.50 \$13.00
Boat Launch	Standard	Nightly	Fee charged each day in park.	\$15.50 \$15.00
Boat Launch	Standard, Annual	Annual	12 consecutive months	\$215.00 \$210.00
Boat Launch	Senior / Disabled / Former POW / Disabled Veteran	Annual	12 consecutive months	\$107.50 \$105.00
Boat Mooring	Mooring Buoy	Monthly	Under 30 Feet	\$350.00 \$340.00
Boat Mooring	Mooring Buoy	Monthly	30 Feet and Over	\$425.00 \$415.00
Boat Mooring	Mooring Buoy, Annual, Any Length	Annual	12 consecutive months	\$3,200.00 \$3,100.00
Boat Mooring	Mooring Buoy, Annual, Concurrent with Mobilehome Space Rental	Annual	12 consecutive months	\$1,550.00
Boat Slip, Open	Daily	Daily	Excludes park entry.	\$45.00 \$44.00
Boat Slip, Open	Weekly	Weekly	Excludes park entry.	\$210.00 \$205.00
Boat Slip, Open	Monthly	Monthly	Excludes park entry.	\$470.00 \$460.00
Boat Slip, Open	8 Months	8 Months	Excludes park entry.	\$1,750.00 \$1,700.00
<u>Boat Slip, Open</u>	<u>8 Months, Concurrent with Mobilehome Space Rental</u>	<u>8 Months</u>	<u>Excludes park entry.</u>	<u>\$875.00</u>
Boat Slip, Open	Key Security Deposit	Each	Excludes park entry.	\$15.00
Boat Slip, Covered	Up to 24 Feet	Daily	Excludes park entry.	\$62.00 \$60.00
Boat Slip, Covered	Up to 24 Feet	Weekly	Excludes park entry.	\$245.00 \$240.00
Boat Slip, Covered	Up to 24 Feet	Monthly	Excludes park entry.	\$660.00 \$640.00
Boat Slip, Covered	Up to 24 Feet	Annual	Excludes park entry.	\$2,775.00 \$2,700.00
<u>Boat Slip, Covered</u>	<u>Up to 24 Feet, Concurrent with Mobilehome Space Rental</u>	<u>Annual</u>	<u>Excludes park entry.</u>	<u>\$1,388.00</u>
Boat Slip, Covered	Up to 24 Feet, Key Security Deposit	Each	Excludes park entry.	\$55.00



Camanche Reservoir, North and South Shore Recreation Areas
Calendar Year 2027⁶
EFFECTIVE 1/1/2027⁶

Category	Subcategory	Unit	Season / Condition	Fee
Boat Slip, Covered	Over 24 Feet	Daily	Excludes park entry.	\$67.00 \$65.00
Boat Slip, Covered	Over 24 Feet	Weekly	Excludes park entry.	\$335.00 \$325.00
Boat Slip, Covered	Over 24 Feet	Monthly	Excludes park entry.	\$800.00 \$775.00
Boat Slip, Covered	Over 24 Feet	Annual	Excludes park entry.	\$3,450.00 \$3,350.00
Boat Slip, Covered	Over 24 Feet, Concurrent with Mobilehome Space Rental	Annual	Excludes park entry.	\$1,725.00
Boat Slip, Covered	Over 24 Feet, Key Security Deposit	Each	Excludes park entry.	\$55.00
RV / Trailer / Boat Storage		Monthly		\$185.00 \$180.00
RV / Trailer / Boat Storage		Annual	12 consecutive months	\$975.00 \$950.00
RV / Trailer / Boat Storage	Up to 30 ft., concurrent w/ Mooring / Slip Rental	Monthly		\$87.00 \$85.00
RV / Trailer / Boat Storage	Over 30 ft. (Concurrent w/ Mooring / Slip Rental)	Monthly		\$123.00 \$120.00
RV / Trailer / Boat Storage	Up to 30 ft. (Concurrent w/ Mooring / Slip Rental)	Annual	12 consecutive months	\$425.00 \$415.00
RV / Trailer / Boat Storage	Over 30 ft. (Concurrent w/ Mooring / Slip Rental)	Annual	12 consecutive months	\$565.00 \$550.00
RV / Trailer / Boat Storage	Concurrent with Mobilehome Space Rental	Annual	12 consecutive months	\$500.00 \$490.00
RV / Trailer / Boat Storage	Concurrent with Mobilehome Space Rental (<28', 1 boat only, dry #3)	Annual	12 consecutive months	\$210.00 \$205.00
Fishing Access Permit		Daily		\$8.50 \$8.25
Fishing Access Permit		Annual	12 consecutive months	\$175.00 \$170.00
Campsite	Standard Site, w/ Vehicle Parking	Nightly	Peak Season	\$46.00 \$45.00
Campsite	Standard Site, w/ Vehicle Parking, Concurrent with Mobilehome Space Rental	Nightly	Peak Season	\$23.00
Campsite	Standard Site, w/ Vehicle Parking	Nightly	Off-Season	\$28.00 \$27.00
Campsite	Standard Site, w/ Vehicle Parking, Concurrent with Mobilehome Space Rental	Nightly	Off-Season	\$14.00
Campsite	Standard Site, Second Vehicle Parking	Nightly		\$18.50 \$18.00
Campsite	Standard Site, Weekly	Weekly	Peak Season	\$200.00
Campsite	Standard Site, Weekly	Weekly	Off-Season	\$125.00
Campsite	Standard Site, Second Vehicle Parking	Weekly		\$85.00
Campsite	Standard Site, 14-Nights	14-Nights	Peak Season	\$395.00
Campsite	Standard Site, 14-Nights	14-Nights	Off-Season	\$265.00
Campsite	Standard Site, Reservation Fee	Each		\$14.00 \$13.50
Campsite	Premium Site, w/ Vehicle Parking	Nightly	Peak Season	\$56.00 \$54.00
Campsite	Premium Site, w/ Vehicle Parking	Nightly	Off-Season	\$30.00 \$29.00
Campsite	Premium Site, Second Vehicle Parking	Daily		\$18.50 \$18.00
Campsite	Premium Site, w/ Vehicle Parking	Weekly	Peak Season	\$245.00
Campsite	Premium Site, w/ Vehicle Parking	Weekly	Off-Season	



Camanche Reservoir, North and South Shore Recreation Areas
Calendar Year 2027⁶
EFFECTIVE 1/1/2027⁶

Category	Subcategory	Unit	Season / Condition	Fee
Campsite	Premium Site, Second Vehicle Parking	Weekly		\$85.00
Campsite	Premium Site, 14 Nights	14 Nights	Peak Season	\$485.00
Campsite	Premium Site, 14 Nights	14 Nights	Off-Season	\$285.00
Campsite	With Tent Structures	Nightly	8 person	\$90.00
Campsite	With Tent Structures	Nightly	8 person	\$450.00
Campsite	With Tent Structures	Nightly	16 person	\$151.00
Campsite	With Tent Structures	Nightly	16 person	\$662.00
Campsite	Standard Site, walk-in / bicycle parking	Nightly	8 person / bike max	\$25.50
Campsite	Standard Site, walk-in / bicycle parking	Weekly	8 person / bike max	\$138.50
Campsite	Standard Site, walk-in / bicycle parking	14 Nights	8 person / bike max	\$262.00
Group Camp	12-Person Limit	Nightly	Peak Season	\$148.00 \$145.00
Group Camp	16-Person Limit	Nightly	Peak Season	\$180.00 \$175.00
Group Camp	24-Person Limit	Nightly	Peak Season	\$210.00 \$205.50
Group Camp	32-Person Limit	Nightly	Peak Season	\$280.00 \$273.00
Group Camp	64-Person Limit	Nightly	Peak Season	\$530.00 \$515.00
Group Camp	72-Person Limit	Nightly	Peak Season	\$585.00 \$570.00
Group Camp	12-Person Limit	Nightly	Off-Season	\$74.00 \$72.00
Group Camp	16-Person Limit	Nightly	Off-Season	\$80.00 \$78.00
Group Camp	24-Person Limit	Nightly	Off-Season	\$85.00 \$82.50
Group Camp	32-Person Limit	Nightly	Off-Season	\$93.00 \$90.00
Group Camp	64-Person Limit	Nightly	Off-Season	\$179.00 \$174.00
Group Camp	72-Person Limit	Nightly	Off-Season	\$230.00 \$225.00
Equestrian	Turkey Hill General Assembly Area	Per Site	No Off-Season Discounts	\$113.00 \$110.00
Equestrian	Turkey Hill Single	Per Site	No Off-Season Discounts	\$74.00 \$72.00
Equestrian	Turkey Hill Double	Per Site	No Off-Season Discounts	\$142.00 \$138.00
Equestrian	Turkey Hill Triple	Per Site	No Off-Season Discounts	\$170.00 \$165.00
Equestrian	Turkey Hill Quad	Per Site	No Off-Season Discounts	\$225.00 \$220.00
Equestrian	Entire Turkey Hill (w/ assembly area)	Per Site	No Off-Season Discounts	\$825.00 \$800.00
RV Site		Nightly		\$70.00 \$68.00
RV Site		Weekly		\$375.00 \$365.00
RV Site		Monthly		\$775.00 \$750.00
RV Site		Season	Up to 6 Months	\$2,300.00 \$2,250.00
RV Site	Premium Site	Nightly	Peak Season	\$78.00 \$76.00
RV Site	Premium Site	Weekly	Peak Season	\$400.00 \$390.00
Towing		Hour		\$180.00 \$175.00
Lake Tours		Each		\$15.00



Camanche Reservoir, North and South Shore Recreation Areas
Calendar Year 2027⁶
EFFECTIVE 1/1/2027⁶

Category	Subcategory	Unit	Season / Condition	Fee
Boat / Vessel Decontamination	Vessel	Per Vessel	Up to 30 Feet	\$42.00
Boat / Vessel Decontamination	Vessel	Increment	Each additional 5 Feet	\$5.00
Boat / Vessel Decontamination	Ballast Tank	Per Vessel		\$10.00
Boat / Vessel Decontamination	Tank, bilge, live well	Per Vessel		\$30.00
Boat / Vessel Decontamination	PWC storage area	Per Vessel		\$30.00
Boat / Vessel Decontamination	Kayaks and Canoes	Per Vessel		\$30.00
Cottage / Motel	Security Deposit	Each		\$200.00
Cottage / Motel	Additional Guest Charge	Per Guest	Up to Maximum Occupancy	\$20.00
Cottage	4-Person	Nightly	Peak Season	\$225.00 \$220.00
Cottage	4-Person	Weekly	Peak Season	\$1,150.00 \$1,125.00
Cottage	4-Person	Nightly	Off-Season	\$150.00 \$146.00
Cottage	4-Person	Weekly	Off-Season	\$760.00 \$750.00
Cottage	4-Person	Monthly	Off-Season	\$2,100.00 \$2,050.00
Cottage	6-Person	Nightly	Peak Season	\$285.00 \$280.00
Cottage	6-Person	Weekly	Peak Season	\$1,480.00 \$1,450.00
Cottage	6-Person	Nightly	Off-Season	\$185.00 \$180.00
Cottage	6-Person	Weekly	Off-Season	\$970.00 \$945.00
Cottage	6-Person	Monthly	Off-Season	\$2,300.00 \$2,250.00
Park Model	4-Person	Nightly	Peak Season	\$225.00 \$220.00
Park Model	4-Person	Weekly	Peak Season	\$1,150.00 \$1,125.00
Park Model	4-Person	Nightly	Off-Season	\$150.00 \$146.00
Park Model	4-Person	Weekly	Off-Season	\$760.00 \$750.00
Park Model	4-Person	Monthly	Off-Season	\$2,100.00 \$2,050.00
Resort Rental	4 Bedroom, 14 person max	Nightly	Peak Season	\$490.00 \$480.00
Resort Rental	4 Bedroom, 14 person max	Weekly	Peak Season	\$2,525.00 \$2,475.00
Resort Rental	4 Bedroom, 14 person max	Nightly	Off-Season	\$260.00 \$255.00
Resort Rental	4 Bedroom, 14 person max	Weekly	Off-Season	\$1,350.00 \$1,325.00
Mobilehome ¹	Space Rent for 3-bedroom, North Shore 1A/1B/2 and South Shore	Monthly		CY26 ⁵ Rate + HUD FMR Index ²

¹ Mobilehomes registered through Amador County receive a **\$2.50 credit** on their monthly rent to reflect their payment of fire-related fees.

² HUD FMR Index is the **Housing and Urban Development Fair Market Rents Index**, which is published by HUD before the start of each federal fiscal year. The mobilehome rental space fee shall be adjusted annually (fee adjustment) based on the following process. Starting with the 2025 Recreation Use Fee schedule, any percent increase shall be capped at 5 percent, provided however, that the cap may increase up to a maximum 10 percent in future years. The percent change in the HUD FMR index for 2-bedroom homes shall be averaged for Amador and Calaveras Counties and shall serve as the fee adjustment, up to the applicable cap for that year. Any balance remaining that was not applied due to the cap shall be carried and applied to the following year's fee adjustment, up to the applicable cap for that year. The applicable cap for a year shall be calculated based on the table below. As with all rates, fees, and charges, the District's Board of Directors may revise this process by Board action. The annual fee cap is determined based on the carryforward balance from the previous year. If the carryforward balance is between 0 and 8 percent, the annual fee cap is 5 percent. If the carryforward balance is between 8 and 12 percent, the annual fee cap is 8 percent. If the carryforward balance exceeds 12 percent, the annual fee cap is 10 percent.



Camanche Reservoir, North and South Shore Recreation Areas
Calendar Year 2027~~6~~
EFFECTIVE 1/1/2027~~6~~

Category	Subcategory	Unit	Season / Condition	Fee
Mobilehome ¹⁴	Guest Fee	Monthly	Per space	\$75.00
Mobilehome ¹⁴	Late Rent / Returned Check Fee	Each	Per space	\$50.00
Facility Rental	Lakeside Hall Daily (hall only)	Each		\$900.00 \$875.00
Facility Rental	Lakeside Hall Daily (kitchen & serviceware included)	Each		\$1,350.00 \$1,300.00
Facility Rental	Lakeside Hall Cleaning and Equipment Deposit	Each		\$1,000.00
Facility Rental	Camanche Clubhouse Rental (North Shore)	Each		\$220.00 \$215.00
Facility Rental	Camanche Clubhouse Rental (South Shore)	Each		\$155.00 \$150.00
Facility Rental	Camanche Amphitheatre (South Shore)	Each		\$515.00 \$500.00

Discounts, Special Programs, Limitations

- Peak Season is May through September. Off-season is October through April.
- Concessionaire Employees receive **free entrance to and use of rental boats during off-hours**, a **20 percent discount** on food and merchandise, and a **camping discount** equal to the car entrance fee. Limited to **one free vehicle entry** and **one free boat rental** per employee per day.
- Concessionaire and/or District may provide **free entry and use of rental boats** for disadvantaged groups (e.g., disabled, senior, youth, veteran), and for media to promote the recreation area.
- Current Camanche Regional Park Advisory Board members and active field public safety personnel in Amador, Calaveras and San Joaquin County receive **free day use entry**.
- Senior/Disabled receive **50 percent discount** on annual entry and boat launch fees, and on non-holiday weekday boat rentals. Senior rates are for individuals with a drivers' license showing age 62 or older.
- Active, reserve, retired, and veteran military personnel receive **20 percent discount** on day use entry, boat rentals, (excluding rental of the party barge), camping and short-term (14-day) RV sites and lodging. Military identification required. Discount may not be combined with other offers.
- Distinguished Veteran Pass holders receive **free day use and boat launch** and **50 percent discount** on non-holiday weekday boat rentals.
- Groups of four or less individuals meeting the criteria for disabled discounts shall be eligible to rent the 6-person ADA cottages at Camanche for the 4-person cottage rate.
- Turkey Hill Equestrian Campground single site customers renting larger spaces due to single sites being occupied shall be charged the lesser prorated rate.



Camanche Reservoir, North and South Shore Recreation Areas
Calendar Year 2027⁶
EFFECTIVE 1/1/2027⁶

- Concessionaire or District can issue return coupons for free entry or camping for dissatisfied customers.
- Groups participating in volunteer District facility improvement programs receive **50 percent discount** on entry and camping fees.
- Short-term visitor passes may be issued for periods up to one hour.
- Campsite charges include one vehicle entry, and RV site charges include a second/tow vehicle. Monthly and Seasonal RV Park fees include one vehicle entry, but do not include electricity charge. Electricity is metered and charged separately.
- Each of the daily charges, except the fishing access permit, shall be valid and effective for the calendar day upon which the charge was made, from one hour before sunrise until one hour after sunset.
- Fishing access permits are valid until midnight of issued date.
- Each of the weekly charges shall be valid and effective for the calendar week in which the charge is made, terminating at 1:00 p.m. on the seventh consecutive day of said period. The seasonal charges noted for each recreation area shall be valid and effective for a period not exceeding 24 consecutive hours and terminating at 1:00 p.m. during said period.
- Check out time for all RV sites is 1:00 p.m.
- Premium Campsite or Premium RV site is a site that has enhanced amenities, waterfront access, or other special features and is rented at a higher rate than a standard site.
- Standard campsites may have a maximum of 8 people and 2 vehicles.



Lafayette Reservoir Recreation Area
Calendar Year 2027⁶
 EFFECTIVE 1/1/2027⁶

Lafayette Reservoir Recreation Area

Category	Subcategory	Unit	Season / Condition	Fee
Entry / Parking	Car / Motorcycle / Small Van Parking Pass	Daily		\$7.00
Entry / Parking	Car / Motorcycle / Small Van Parking Pass	Annual		\$140.00
Entry / Parking	Hang-tag Replacement Parking Pass	Each	Limit One Per Year	\$25.00
Entry / Parking	Parking Meter	1/2-Hour		\$1.00
Entry / Parking	Senior / Disabled	Annual		\$90.00
Entry / Parking	Large Vans	Daily	10 to 20 Passengers	\$22.00
Entry / Parking	Buses	Daily	21+ Passengers	\$40.00
Commercial Use ³	Small	Daily	Up to 10 People	\$120.00
Commercial Use ³	Medium	Daily	11 to 50 People	\$600.00
Commercial Use ³	Large Vans	Daily	51 to 150 People	\$1,200.00
Boat Launch	Standard, Daily	Daily		\$4.00
Boat Launch	Standard, Annual	Annual		\$100.00
Boat Launch	Boat Inspection Fee	Each		\$6.00
Fishing Access Permit		Daily		\$6.00
Group Picnic	Small Site	Per Site	Weekend / Holiday	\$200.00
Group Picnic	Small Site	Per Site	Weekday / Non-Holiday	\$100.00
Group Picnic	Large Site	Per Site	Weekend / Holiday	\$350.00
Group Picnic	Large Site	Per Site	Weekday / Non-Holiday	\$175.00
Group Picnic	Special Events Fee	Each		\$500.00
Group Picnic	Special Events Fee, Additional Person	Per Person		\$1.00
Group Picnic	Security Deposit	Each		\$100.00

Discounts, Special Programs, Limitations

- District may provide **free entry and use of rental boats** for disadvantaged groups (e.g., disabled, senior, youth, veteran), and for media to promote the recreation area.
- Senior / Disabled receive **50 percent discount** on boat launch fees and on non-holiday weekday boat rentals. Senior rates are for individuals with a drivers' license showing age 62 or older.
- Distinguished Veteran Pass holders receive **free day use and boat launch** and **50 percent discount** on non-holiday weekday boat rentals.

³ In addition to the base fee, the Director of Water and Natural Resources may set an additional fee to recover the District's direct costs plus overhead.



Pardee Recreation Area
Calendar Year 2027~~6~~
EFFECTIVE 1/1/2027~~6~~

Pardee Recreation Area

Category	Subcategory	Unit	Season / Condition	Fee
Entry / Parking	Car / Motorcycle / Small Van	Daily / Nightly	Non-Camping	\$13.00 \$13.50
Entry / Parking	Car / Motorcycle / Small Van	Season		\$145.00 \$150.00
Entry / Parking	Combined Car / Boat	Daily		\$20.00 \$20.00
Entry / Parking	Large Vans	Daily	10 to 20 Passengers	\$24.00 \$25.00
Entry / Parking	Buses	Daily	21+ Passengers	\$46.00 \$48.00
Dog Entry	Daily Fee	Daily	Charged each day in park	\$6.50 \$9.75
Dog Entry	Season, concurrent w/ Season Parking Pass	Season		\$60.00 \$65.00
Boat Launch	Standard	Daily	Charged each day in park	\$13.00
Boat Launch	Standard	Season		\$135.00
Boat Launch	Car Top (Float Tube, Kayak, Canoe, Scull)	Daily		\$6.00
Boat Launch	Car Top (Float Tube, Kayak, Canoe, Scull)	Season		\$60.00
Boat Slip		Daily	Excluding park entry	\$13.00
Boat Slip		Weekly	Excluding park entry	\$65.00
Boat Slip		Monthly	Excluding park entry	\$140.00
Boat Slip		Season	Excluding park entry	\$800.00
Boat Slip		Season	Concurrent with Season RV	\$750.00
Fishing Access Permit		Daily		\$8.25 \$8.50
Fishing Access Permit		Annual		\$200.00 \$210.00
Pool Access Wristband		Daily		\$3.50
Pool Access Wristband	Senior	Daily		\$2.50
Reservation Fee	RV / Campsite	Each		\$11.00 \$11.50
Campsite	Standard, w/ Vehicle Parking	Nightly		\$35.00 \$36.00
Campsite	Standard, Second Vehicle Parking	Nightly		\$13.00 \$13.50
Campsite	Standard w/ Vehicle Parking	Weekly		\$160.00 \$165.00
Campsite	Standard, Second Vehicle Parking	Weekly		\$65.00 \$67.00
Campsite	Premium	Nightly		\$40.00 \$42.00
Campsite	Premium	Weekly		\$200.00 \$205.00
Campsite	Walk-in / Bicycle Parking	Nightly	8 Person / 8 Bike Maximum	\$25.00
Campsite	Walk-in / Bicycle Parking	Weekly	8 Person / 8 Bike Maximum	\$138.50
Campsite	Double	Nightly	16 People / 2 Vehicles	\$60.00 \$62.00
Campsite	Double, Third or Fourth Vehicle	Per Vehicle	16 People / 2 Vehicles	\$13.00 \$13.50



Pardee Recreation Area
Calendar Year 2027⁶
 EFFECTIVE 1/1/2027⁶

Category	Subcategory	Unit	Season / Condition	Fee
RV Site	Standard Site	Nightly		\$52.00 \$50.00
RV Site	Standard Site	Weekly		\$310.00 \$300.00
RV Site	Standard Site	Monthly		\$625.00 \$600.00
RV Site	Standard Site	Season		\$4,600.00 \$4,505.00
RV Site	Premium Site	Season		\$4,800.00 \$4,648.00
RV Site	Second Car Parking	Monthly		\$50.00
RV Site	Second Car Parking	Seasonal		\$200.00
Storage	RV / Trailer / Boat	Weekly	Excludes Park Entry	\$42.00 \$40.00
Storage	RV / Trailer / Boat	Monthly		\$95.00 \$90.00
Storage	RV / Trailer / Boat	Season		\$625.00 \$600.00
Storage	RV / Trailer / Boat, concurrent with season RV site	Season		\$500.00 \$475.00
Storage	RV / Trailer / Boat	Annual	12-Month Consecutive	\$825.00 \$800.00
Towing	Towing	Each		\$100.00
Reservable Site / Facility	Small (25 or fewer people)	Each	In addition to the above fees.	\$77.00 \$75.00
Reservable Site / Facility	Medium (26-100 people)	Each	In addition to the above fees.	\$130.00 \$125.00
Reservable Site / Facility	Large (101-150 people)	Each	In addition to the above fees.	\$180.00 \$175.00
Reservable Site / Facility	Over 150 people	Each	In addition to the above fees.	\$325.00 \$300.00
Reservable Site / Facility	Café / Pool Day Use Area, Refundable Deposit	Each	In addition to the above fees.	\$65.00 \$60.00

Discounts, Special Programs, Limitations

- Concessionaire Employees receive **free entrance to and use** of rental boats during off-season hours, a **20 percent discount** on food and merchandise, and a **camping discount** equal to the car entrance fee. Limited to **one free vehicle entry** and **one free boat rental** per employee per day.
- Concessionaire and/or District may provide **free entry and use of rental boats** for disadvantaged groups (e.g., disabled, senior, youth, veteran), and for media to promote the recreation area.
- Current Camanche Regional Park Advisory Board members and active field public safety personnel in Amador, Calaveras and San Joaquin County receive **free day use entry**.
- Senior/Disabled receive **50 percent discount** on annual entry and boat launch fees, and on non-holiday weekday boat rentals. Senior rates are for individuals with a driver's license or ID showing age 62 or older.



Pardee Recreation Area
Calendar Year 2027⁶
EFFECTIVE 1/1/2027⁶

- Active, reserve, retired, and veteran military personnel receive **20 percent discount** on day use entry, boat rentals, (excluding Deluxe Pontoon), and dry camping (excluding RV hook-up sites). Military identification required. Discount may not be combined with other offers.
- Distinguished Veteran Pass holders receive **free day use** and boat launch and **50 percent discount** on non-holiday weekday boat rentals.
- Concessionaire or District can issue return coupons for free entry or camping for dissatisfied customers.
- Groups participating in volunteer District facility improvement programs receive **50 percent discount** on entry and camping fees.
- Campsite charges include one vehicle entry, and RV site charges include a second/tow vehicle.
- Monthly and Seasonal RV Park fees include one vehicle entry, but do not include electricity charge. Electricity is metered and charged separately.
- Each of the daily charges, except the fishing access permit, shall be valid and effective for the calendar day upon which the charge was made, from one hour before sunrise until one hour after sunset.
- Fishing access permits are valid until midnight of issued date.
- Each of the weekly charges shall be valid and effective for the calendar week in which the charge is made, terminating at 1:00 p.m. on the seventh consecutive day of said period.
- Each of the nightly charges shall be valid and effective for a period not exceeding 24 consecutive hours and terminating at 1:00 p.m. during said period.
- Standard campsites may have a maximum of 8 people and 2 vehicles.
- Premium campsite or Premium RV site is a site with enhanced amenities, waterfront access, or other special features.
- Short-term visitor passes may be issued for periods up to one hour.



San Pablo Recreation Area
Calendar Year 2027⁶
 EFFECTIVE 1/1/2027⁶

San Pablo Recreation Area

Category	Subcategory	Unit	Season / Condition	Fee
Entry / Parking	Car / Motorcycle / Small Van	Daily		\$7.00
Entry / Parking	Car / Motorcycle / Small Van	Special Events	Per day	\$5.00
Entry / Parking	Car / Motorcycle / Small Van Parking Pass	Season		\$120.00
Entry / Parking	Replacement Parking Pass	One-Time	Limit One Per Year Season	\$25.00
Entry / Parking	Large Vans	Daily	10 to 20 Passengers	\$22.00
Entry / Parking	Buses	Daily	21+ Passengers	\$40.00
Commercial Use ⁴	Small	Daily	Up to 10 People	\$120.00
Commercial Use ⁴	Medium	Daily	11 to 50 People	\$600.00
Commercial Use ⁴	Large Vans	Daily	51 to 150 People	\$1,200.00
Boat Launch	Standard	Daily		\$8.00
Boat Launch	Standard	Season	Entry & Boat Launch	\$170.00
Boat Launch	Boat Inspection Fee	Each		\$10.00
Boat Launch	Car Top (Float Tube, Kayak, Canoe, Scull)	Daily		\$4.00
Boat Launch	Car Top (Float Tube, Kayak, Canoe, Scull)	Season	Entry & Cartop Launch	\$124.00
Fishing Access Permit		Daily		\$7.00
Group Picnic	Large Site (Oaks)	Daily		\$300.00
Group Picnic	Large Site (Pines)	Daily		\$200.00
Group Picnic	Security Deposit	Each		\$100.00
Gazebo	Rental	Daily		\$100.00
Gazebo	Security Deposit	Each		\$100.00
Towing	Towing	Each		\$40.00

Discounts, Special Programs, Limitations

- Concessionaire Employees receive **free entrance to and use of rental boats during off-season hours**, a **20 percent discount** on food and merchandise. Limited to **one free vehicle entry** and **one free boat rental** per employee per day. To qualify, an employee must work a minimum of 20 hours per week (Sunday through Saturday).
- Concessionaire and/or District may provide **free entry and use of rental boats** for disadvantaged groups (e.g., disabled, senior, youth, veteran), and for media to promote the recreation area.
- Concessionaire or District can issue return coupons for free entry or camping for dissatisfied customers.

⁴ In addition to the base fee, the Director of Water and Natural Resources may set an additional fee to recover the District's direct costs plus overhead.



San Pablo Recreation Area
Calendar Year 2027⁶
EFFECTIVE 1/1/2027⁶

- Each of the daily charges, including the fishing access permit, shall be valid and effective for the calendar day upon which the charge was made, from park opening to closing.
- Groups participating in volunteer District facility improvement programs receive **50 percent discount** on entry and camping fees.
- Senior/Disabled receive **50 percent discount** on season passes and on non-holiday weekday boat rentals. Senior rates are for individuals with a drivers' license showing age 62 or older.
- Distinguished Veteran Pass holders receive **free day use and boat launch** and **50 percent discount** on non-holiday weekday boat rentals.
- Unless otherwise determined, the recreation season is from **mid-February through November**, with specific dates set by the Concessionaire and approved by the District.



Watershed Trail System
Calendar Year 2027⁶
EFFECTIVE 1/1/2027⁶

Watershed Trail System

Category	Subcategory	Unit	Fee
Watershed Trails	Permit	Daily	\$3.00
Watershed Trails	Permit	Annual	\$10.00
Watershed Trails	Permit	Three-Year	\$20.00
Watershed Trails	Permit	Five-Year	\$30.00
Watershed Trails	Permit, Low-Income	Annual	No Cost

Appendix B – Water System Capacity Charge Study

East Bay Municipal Utility District Water System Capacity Charge Study

Prepared for:
East Bay Municipal Utility District

Date:
April 23, 2026

Prepared by:
Stantec Consulting Services Inc.



Disclaimer

The conclusions in the Report titled Water System Capacity Charge Study are Stantec's professional opinion, as of the time of the Report, and concerning the scope described in the Report. The opinions in the document are based on conditions and information existing at the time the scope of work was conducted and do not take into account any subsequent changes. The Report relates solely to the specific project for which Stantec was retained and the stated purpose for which the Report was prepared. The Report is not to be used or relied on for any variation or extension of the project, or for any other project or purpose, and any unauthorized use or reliance is at the recipient's own risk.

Stantec has assumed all information received from East Bay Municipal Utility District (the "Client") and third parties in the preparation of the Report to be correct. While Stantec has exercised a customary level of judgment or due diligence in the use of such information, Stantec assumes no responsibility for the consequences of any error or omission contained therein.

This Report is intended solely for use by the Client in accordance with Stantec's contract with the Client. While the Report may be provided by the Client to applicable authorities having jurisdiction and to other third parties in connection with the project, Stantec disclaims any legal duty based upon warranty, reliance or any other theory to any third party, and will not be liable to such third party for any damages or losses of any kind that may result.

Table of Contents

1	Executive Summary	ii
1.1	Unit Cost of System Capacity	ii
1.1.1	Water System Value	iii
1.1.2	Water System Capacity.....	iii
1.1.3	Unit Cost of Capacity	iv
1.2	Estimated Customer Capacity Needs	iv
2	Introduction	1
2.1	Background	1
2.2	Capacity Charges.....	1
3	Selection of Methodology	2
4	Water System Capacity Charge	3
4.1	Existing Water System Valuation	3
4.2	Existing Water System Capacity	5
4.2.1	Meter Equivalency Ratios	5
4.2.2	Estimating System Capacity	6
4.3	Unit Cost of Capacity	7
4.4	Proposed Water System Capacity Charge Schedule	7
4.5	Annual SCC Update Process.....	8

List of Tables

Table 1-1:	Water System Net Asset Value, FY 2025.....	iii
Table 1-2:	Water System Capacity Calculation in MEUs.....	iii
Table 1-3:	Water System Unit Cost of Capacity	iv
Table 1-4:	Proposed SCC Schedule	iv
Table 3-1:	Common Capacity Charge Calculation Methodologies	3
Table 4-1:	Summary of Asset Valuation by Asset Type	4
Table 4-2:	Net System Value Calculation	5
Table 4-3:	Meter Equivalency Schedule	5
Table 4-4:	FY2025 Meter Count and MEUs.....	6
Table 4-5:	Current and Projected MEUs.....	7
Table 4-6:	Calculation of System Capacity in Terms of MEUs	7
Table 4-7:	Proposed SCC Schedule	8

List of Figures

Figure 1-1:	Unit Cost of Capacity Formula.....	ii
Figure 2-1:	Unit Cost of System Capacity Formula	1
Figure 2-2:	System Capacity Charge Formula.....	2

1 Executive Summary

East Bay Municipal Utility District (EBMUD or District) engaged Stantec Consulting Services, Inc. (Stantec) to conduct a Water System Capacity Charge (Study) to develop capacity charges for Fiscal Year (FY) 2027. The capacity charges have been developed to be reasonable and proportional in accordance with the requirements outlined in Government Code Government Code § 66013. While the Executive Summary presents the primary findings and recommendations developed during the Study, the full report describes key assumptions, methodologies and analyses employed in the Study.

1.1 Unit Cost of System Capacity

The District uses Water System Capacity Charges (SCCs) to recover proportional shares of the value of the water system from new customers joining the water system or customers requiring increased capacity. SCC unit costs were evaluated based on the existing system-wide assets and their respective capacity to provide service to the District’s current and future customers. In accordance with industry standards, the District’s historical and ongoing investments in the water system, and expectations for growth in the District’s water service area, the “buy-in” method is utilized to calculate the District’s SCCs.

As shown in Figure 1-1, the unit cost of system capacity is determined by dividing the system value by the total meter equivalent units (MEUs).

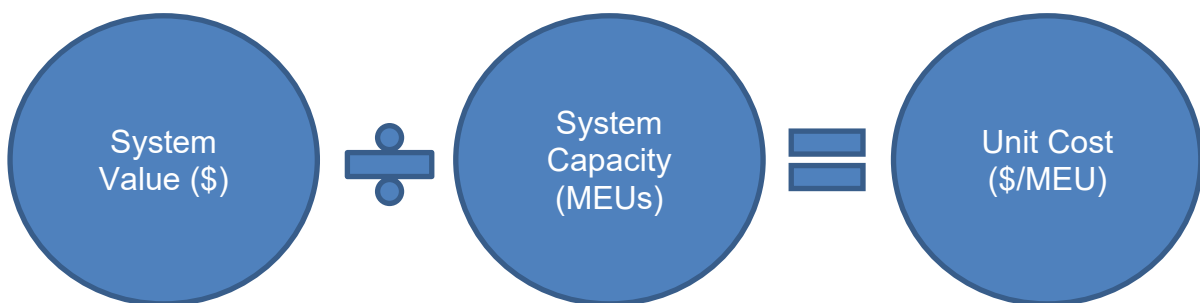


Figure 1-1: Unit Cost of Capacity Formula

1.1.1 Water System Value

The first step outlined in the calculation above is to determine the value of the District’s water system. The following details and assumptions are incorporated into the calculation of the District’s water system asset valuation.

- Asset valuations are determined using the District’s fixed asset register.
- Cash balances in the Water Fund Capital Reserve are included in the total water system asset valuation.¹
- The water system asset value is reduced by the amount of outstanding debt.²

Table 1-1 presents the net value of the District’s water system included in the SCC calculation. Additional discussion of the system value is included in Section 4.

Table 1-1: Water System Net Asset Value, FY 2025

FY 2025 Values		
(A)	System Asset Value	\$15,792,901,729
(B)	Cash Fund Balance	\$197,992,000
(C)	Outstanding Debt	(\$2,817,521,000)
	Net Water System Value (A+B+C)	\$13,173,372,729

1.1.2 Water System Capacity

The next step involves estimating the capacity of the District’s water system. For the purpose of calculating the SCCs, the system capacity is defined as the projected number of MEUs to be served by the District by 2050. The MEUs expected to be served in 2050 are calculated based on a scaling ratio and applying the 2050 growth projections in driver units (e.g., dwelling units or non-residential building square footage) from the District’s *2050 Demand Study Mid-Cycle Update*.³ The anticipated MEUs to be served by 2050 are shown in Table 1-2.

Table 1-2: Water System Capacity Calculation in MEUs

		MEUs
(A)	Existing MEUs	552,953
(B)	Anticipated Additional MEUs	121,661
	2050 Anticipated MEUs (A+B)	674,614

¹ *East Bay Municipal Utility District FY 2025 Annual Comprehensive Financial Report* – Table 4 (Cash and Investment by Fund). November 2025

² *East Bay Municipal Utility District FY 2025 Annual Comprehensive Financial Report* – Note 7 (Long-Term Debt). November 2025

³ *East Bay Municipal Utility District 2050 Demand Study Mid-Cycle Update*. January 2025

1.1.3 Unit Cost of Capacity

Finally, the unit cost of capacity for the District’s water system is calculated by dividing the net system value by the system capacity. Table 1-3 presents the resulting unit cost of capacity used as the basis for the District’s SCCs.

Table 1-3: Water System Unit Cost of Capacity

		System Capacity Calculation
(A)	Net System Value	\$13,173,372,729
(B)	Meter Equivalent Units	674,614
	Unit Cost of Capacity (\$/MEU) (A ÷ B)	\$19,527

1.2 Estimated Customer Capacity Needs

The SCCs for each meter size are determined by multiplying the unit cost of system capacity by the capacity provided by each meter, determined by their MEU. Table 1-4 summarizes the proposed SCCs by meter size. Note that all residential customers with meter sizes up to 1-inch will pay the same SCC (see discussion in Section 4.4).

Table 1-4: Proposed SCC Schedule

Meter Size	Meter Equivalence Ratio	Proposed SCCs
Residential Meters ≤ 1"		
≤ 1" Meters	1.0	\$19,527
Non-Residential Meters 5/8" to 1"		
5/8"	1.0	\$19,527
3/4"	1.5	\$29,291
1"	2.5	\$48,818
All Meters >1"		
1 1/2"	5.0	\$97,636
2"	8.0	\$156,218
3"	17.5	\$341,727
4"	30.0	\$585,818
6"	67.5	\$1,318,091
8"	80.0	\$1,562,182

2 Introduction

Stantec Consulting Services Inc. (Stantec) has conducted a Water System Capacity Charge Study (Study) for the East Bay Municipal Utility District (EBMUD or District). This report presents the objectives, approach, methodologies, source data, and assumptions, as well as the findings and recommendations of the Study. This report was prepared in accordance with the requirements outlined in Section 66013 of California Government Code.

2.1 Background

EBMUD owns and operates a water system that serves approximately 1.4 million people across a 332 square mile area, extending from Crockett on the North, San Lorenzo on the South, and Walnut Creek and San Ramon Valley to the East. The District uses SCCs to recover a proportional share of existing system infrastructure from new development or customers requiring additional capacity. The District initially instituted its SCCs in 1983.

2.2 Capacity Charges

When new connections are added to the system or when existing customers expand their needs for system capacity, those customers receive services through infrastructure that has been funded by existing customers. Capacity charges are one-time fees charged to new customers⁴ to pay for the reasonable costs of their proportional share of water system assets. In other words, capacity charges are charged to new customers to pay for their share of the system capacity made available to them through investments made by existing customers.

As the first step in calculating the SCC, the value of the existing system is divided by the system capacity to determine the unit cost of capacity. This calculation is shown in Figure 2-1. As detailed in Section 4, the system value is the present-day value of system assets and the system capacity is represented by the total anticipated MEUs.

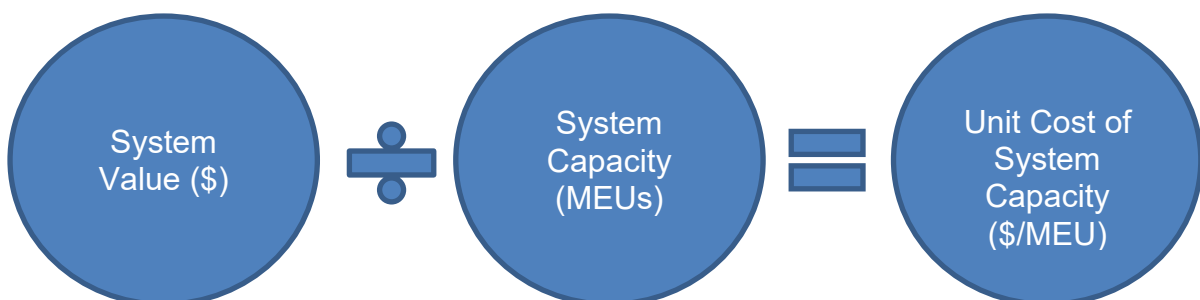


Figure 2-1: Unit Cost of System Capacity Formula

⁴ “New customer” or “new connection” is used throughout this report to indicate any circumstance where a new physical connection is made to the water system (via a new water service lateral and meter) or any circumstance where an existing connection/customer requires additional system capacity to meet anticipated water demands.

The District then calculates SCCs by multiplying the unit cost of capacity by the capacity provided to each customer. The capacity provided to each customer is based on the capacity requirements of each customer, estimated based on meter size (i.e. meter equivalent units). This calculation is shown in Figure 2-2.

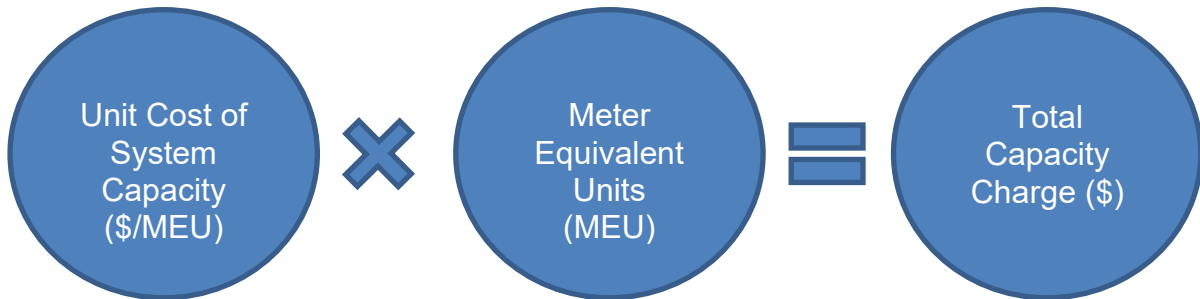


Figure 2-2: System Capacity Charge Formula

3 Selection of Methodology

The following provides a description of accepted methodologies used in the industry for calculating capacity charges and the approach proposed by this Study. In the water utility industry, there are three primary approaches to the calculation of capacity charges that were investigated as part of this Study and are described below.

The Buy-In Method calculates the capacity charges solely based on the value of existing utility system assets. This approach is often applied for a system with sufficient capacity to serve anticipated growth. In other words, new connections to the system will be served by existing capacity and those new customers are effectively “buying-in” to the existing infrastructure.

The Incremental Cost Method is based on the estimated cost of building new system capacity to serve growth. This approach is often utilized when the existing system has limited or no excess capacity to accommodate growth. In this case, new customers would fund their proportional cost of new infrastructure needed to expand system capacity.

Finally, a third approach combines the two approaches described above and is commonly referred to as the Hybrid Method. This approach is most appropriate when the current system can accommodate a limited amount of growth, but additional capacity will need to be added to accommodate anticipated growth.

Table 3-1 below summarizes each of the three methodologies and their typical application.

Table 3-1: Common Capacity Charge Calculation Methodologies

Methodology:	Description:	Often Used by Systems With:
Buy-In Method	New development shares in <u>capital costs previously incurred</u> .	Limited anticipated growth; Sufficient excess capacity exists to accommodate anticipated growth.
Incremental Cost Method	New development pays for projected <u>capital costs to be incurred in the future</u> which will provide capacity for new development.	Significant projected development or growth. Limited or no excess capacity.
Hybrid Method	Combination of the Buy-In and Incremental Cost methods.	Some available capacity but not enough to serve all anticipated near-term growth.

Based on the age of the EBMUD system, the available capacity in the current system, and trends in growth and water conservation in the service area, the Buy-In Method is the recommended approach to calculating the District's SCCs.

4 Water System Capacity Charge

Calculating the Water SCC using the Buy-In Method is a four-step process, as follows:

Buy-In Component

1. Calculate the estimated value of the existing water system.
2. Impute the number of MEUs that may be served by the existing water system.
3. Calculate the unit cost of capacity for the system.
4. Develop a schedule of capacity charges.

This section of the report outlines the methodology used to develop the proposed SCCs.

4.1 Existing Water System Valuation

EBMUD provided a detailed asset register which includes asset identifications, description of the assets, installation year, original cost, net book value, and expected useful life for each asset installed as of June 30th, 2025.⁵ System assets are valued using either Replacement Cost New (RCN) or Replacement Cost New Less Depreciation (RCNLD) valuation methodologies. The value of each RCN asset is calculated by escalating the original cost of the asset to the present-day value using the Engineering News Report (ENR) Construction Cost Index (CCI). RCNLD differs from RCN by subtracting the accumulated depreciation, expressed in present-day dollars. The asset register was carefully reviewed with the support of EBMUD staff to determine the most appropriate depreciation methodology for each asset type.

⁵ June 30th, 2025 corresponds to the end of the District's FY 2025 and aligns timing of the fixed asset data with other financial data reported as of year-end FY 2025.

Water System Capacity Charge Study
 Water System Capacity Charge

This Study proposes to apply the RCN asset valuation approach for long-lived assets that are not being actively replaced such as terminal reservoirs, reclamation facilities, and land. The RCNLD valuation approach is applied for facilities that are actively being replaced, such as pipelines, pumping plants, distribution reservoirs, and equipment. Additionally, while the District’s distribution mains and aqueducts have an average accounting useful life of 65-years and 75-years respectively, many of these assets have a much longer useful life in practice. As a result, these assets are assumed to have a 100-year useful life. Service laterals and water meters are excluded from the assets included in the SCC calculation because new customers directly pay for their service laterals and meters via separate installation charges. Table 4-1 documents each of the asset categories with the corresponding total original cost, valuation approach for SCC calculations, and the resulting asset value used in the analysis. The sum of the values of the asset classes yields the total value of fixed assets included in the SCCs.

Table 4-1: Summary of Asset Valuation by Asset Type

Description	Valuation Approach	Asset Value in Analysis
Automatic Control System	RCNLD	\$ 17,767,042
Hydroelectric Power Generation	RCN	199,957,503
Ground Water Systems	RCNLD	1,131,809
Source of Water Supply	RCN	1,080,707,791
Raw Water Transmission	RCN	3,306,084,274
Raw Water Transmission Pumping	RCNLD	420,750,115
Terminal Reservoirs	RCN	1,307,477,836
Reclamation/Recycled Water Facilities	RCNLD	168,200,041
Water Treatment Facilities	RCNLD	970,893,705
Distribution Pumping	RCNLD	486,714,542
Distribution Reservoirs	RCNLD	853,122,801
Distribution Mains	RCNLD	3,868,238,928
Distribution Aqueducts	RCNLD	168,209,691
Pressure Regulators	RCNLD	63,812,194
Venturi Meters & Cathodic Protection	RCNLD	6,300,683
General Plant Structures	RCNLD	396,337,771
Equipment	RCNLD	45,539,243
Recreational Facilities	RCNLD	130,501,610
Land	RCN	674,667,001
Software	RCNLD	72,831,594
Laboratory	RCNLD	9,228,037
Water Treatment Solids Disposal Facilities	RCN	-
DERWA ⁶	RCN	84,659,737
Freeport Regional Water Facility	RCN	338,491,878
Construction Work in Progress	RCN	1,265,803,269
TOTAL		\$15,792,901,729

⁶ Dublin San Ramon Services District/EBMUD Recycled Water Authority

Water System Capacity Charge Study
 Water System Capacity Charge

The net system value is then calculated by adding the District’s capital reserve cash balance and subtracting the outstanding principal on current debt⁷, to arrive at the current system value. Table 4-2 below summarizes these calculations.

Table 4-2: Net System Value Calculation

		FY 2025 Values
(A)	System Asset Value	\$15,792,901,729
(B)	Cash Fund Balance	\$197,992,000
(C)	Outstanding Debt	(\$2,817,521,000)
	Net Water System Value (A+B+C)	\$13,173,372,729

4.2 Existing Water System Capacity

The next step in the SCC calculation is to determine the existing system’s capacity in terms of MEUs.

4.2.1 Meter Equivalency Ratios

For purposes of SCC calculations, the District’s water system capacity was evaluated in units of MEUs. Table 4-3 presents the hydraulic capacity and corresponding meter equivalency ratio for each meter size that served as the basis for determination of the MEUs.

Table 4-3: Meter Equivalency Schedule

Meter Size	Hydraulic Capacity (gpm) ⁸	Meter Equivalency Ratio
5/8"	20	1.0
3/4"	30	1.5
1"	50	2.5
1.5"	100	5.0
2"	160	8.0
3"	350	17.5
4"	600	30.0
6"	1,350	67.5
8"	1,600	80.0
10"	4,500	225.0
12"	5,500	275.0
14"	6,500 ⁹	325.0
16"	8,000	400.0
18"	9,800 ⁹	490.0

⁷ East Bay Municipal Utility District FY 2025 Annual Comprehensive Financial Report – Table 4 (Cash and Investment by Fund) and Note 7 (Long-Term Debt). November 2025

⁸ Safe Maximum Operating Capacity (maximum flow rate for intermittent service) as defined in American Water Works Association (AWWA) Standard C700-24 (effective April 2025) Table 1 for displacement-type meters (meter sizes 5/8" to 2"), AWWA Standard C702-24 (effective April 2025) Table 1 for compound meters (meter sizes 2" to 8") and AWWA Standard C715-18(R22) Table 1 for meters 10" and larger.

⁹ Interpolated value.

4.2.2 Estimating System Capacity

The total available system capacity was estimated in terms of MEUs based on the projected number of MEUs to be served by 2050. Using 2025 customer and billing data, the current number of MEUs was projected to 2050 based on growth projections in driver units (e.g., dwelling units or non-residential building square footage) developed in the District’s 2050 Demand Study Mid-Cycle Update.¹⁰ Table 4-4 below shows the current meter count by size and MEUs based on the equivalency ratios found in Table 4-3 above.

Table 4-4: FY2025 Meter Count and MEUs

Meter Size	Meter Count	Meter Equivalency Ratio	2025 MEUs
5/8"	347,133	1.0	347,133
3/4"	3,688	1.5	5,532
1"	17,795	2.5	44,488
1.5"	12,651	5.0	63,255
2"	4,895	8.0	39,160
3"	1,006	17.5	17,605
4"	436	30.0	13,080
6"	194	67.5	13,095
8"	75	80.0	6,000
10"	6	225.0	1,350
12"	2	275.0	550
14"	1	325.0	325
16"	1	400.0	400
18"	2	490.0	980
TOTAL	387,885		552,953

Section 2.3 of the District’s 2050 Demand Study provides the basis for growth projections for each customer class. After grouping the District’s current MEUs by development type, growth projections from the 2050 Demand Study were applied to each development type’s MEUs to determine an aggregate growth in MEUs by 2050. Table 4-5 shows the current MEUs, 2050 growth factors, and resulting 2050 MEUs by development type. This value for total anticipated 2050 MEUs is used as the basis for water system capacity in calculating unit cost of capacity.

¹⁰ East Bay Municipal Utility District 2050 Demand Study Mid-Cycle Update. January 2025

Table 4-5: Current and Projected MEUs

Class	2025 MEUs	Projected Growth Factor	Anticipated 2050 MEUs
Commercial	44,069	42.0%	62,578
Industrial	10,019	26.0%	12,624
Institutional	19,723	45.0%	28,598
Irrigation	25,975	0.0%	25,975
Petroleum	1,827	0.0%	1,827
Multiple Family	81,550	58.0%	128,848
Single Family	369,789	12.0%	414,164
TOTAL	552,953	22.0%	674,614

4.3 Unit Cost of Capacity

Finally, the unit cost of capacity is calculated by dividing the net system value by the system capacity. Table 4-6 shows the calculation for the District’s unit cost of capacity.

Table 4-6: Calculation of System Capacity in Terms of MEUs

		System Capacity Calculation
(A)	Net System Value	\$13,173,372,729
(B)	Anticipated MEUs in 2050	674,614
	Unit Cost of Capacity (\$/MEU) (A ÷ B)	\$19,527

4.4 Proposed Water System Capacity Charge Schedule

The SCCs for each meter size are determined by multiplying the unit cost of system capacity by the capacity provided by each meter, determined by their MEU. Table 4-7 summarizes the proposed SCCs by meter size. For any parcel, regardless of the number of buildings or structures on the parcel¹¹, the SCC corresponding to the size of each meter would be due.

Under the proposed capacity charge framework, all residential meters 1 inch or smaller would be considered to represent 1 MEU because the domestic demands of most of these residences could be served by a 5/8” meter but a 1” meter is often used to provide sufficient capacity for fire sprinklers.

¹¹ For clarity, an accessory dwelling unit (ADU), as defined in California Government Code Section 66313(a), is considered a building/structure in this context.

Table 4-7: Proposed SCC Schedule

Meter Size	Meter Equivalence Ratio	Proposed SCCs
Residential Meters ≤ 1"		
≤ 1" Meters	1.0	\$19,527
Non-Residential Meters 5/8" to 1"		
5/8"	1.0	\$19,527
3/4"	1.5	\$29,291
1"	2.5	\$48,818
All Meters >1"		
1 1/2"	5.0	\$97,636
2"	8.0	\$156,218
3"	17.5	\$341,727
4"	30.0	\$585,818
6"	67.5	\$1,318,091
8"	80.0	\$1,562,182

Meters larger than 8" are rare. Within the District's service area, only 12 meters are larger than 8", as seen in Table 4-4. For any new meter larger than 8", the SCC would be calculated as the unit cost for system capacity (\$/MEU) multiplied by the number of MEUs represented by that meter (meter hydraulic capacity¹² divided by the 5/8" meter capacity).

4.5 Annual SCC Update Process

The District's SCCs are calculated based on factors that generally do not change significantly from one year to the next. Assets typically continue to depreciate as the District completes routine repair, renewal and replacement projects. As a result, annual updates to the SCCs to reflect reasonable costs and proportionality can be completed through adjustments to the asset valuations to keep pace with capital cost escalation over time. It is recommended that the District adjust SCCs annually by the percent change in the Engineering News Record (ENR) Construction Cost Index (CCI). Comprehensive updates based on a refreshed asset register and reevaluation of the SCC calculations can occur on a multi-year interval based on changes in infrastructure investment and growth within the District service area.

¹² Safe Maximum Operating Capacity per AWWA Standard C715-18(R22) Table 1.



Stantec is a global leader in sustainable engineering, architecture, and environmental consulting. The diverse perspectives of our partners and interested parties drive us to think beyond what's previously been done on critical issues like climate change, digital transformation, and future-proofing our cities and infrastructure. We innovate at the intersection of community, creativity, and client relationships to advance communities everywhere, so that together we can redefine what's possible.

Stantec Consulting Services Inc.
3301 C Street, Suite 1900
Sacramento, CA 95816
stantec.com



Appendix C – Wastewater System Capacity Charge Study

East Bay Municipal Utility District Wastewater Capacity Charge Study

Prepared for:
East Bay Municipal Utility District

Date:
April 23, 2026

Prepared by:
Stantec Consulting Services Inc.



Disclaimer

The conclusions in the Report titled Wastewater Capacity Charge Study are Stantec's professional opinion, as of the time of the Report, and concerning the scope described in the Report. The opinions in the document are based on conditions and information existing at the time the scope of work was conducted and do not take into account any subsequent changes. The Report relates solely to the specific project for which Stantec was retained and the stated purpose for which the Report was prepared. The Report is not to be used or relied on for any variation or extension of the project, or for any other project or purpose, and any unauthorized use or reliance is at the recipient's own risk.

Stantec has assumed all information received from East Bay Municipal Utility District (the "Client") and third parties in the preparation of the Report to be correct. While Stantec has exercised a customary level of judgment or due diligence in the use of such information, Stantec assumes no responsibility for the consequences of any error or omission contained therein.

This Report is intended solely for use by the Client in accordance with Stantec's contract with the Client. While the Report may be provided by the Client to applicable authorities having jurisdiction and to other third parties in connection with the project, Stantec disclaims any legal duty based upon warranty, reliance or any other theory to any third party, and will not be liable to such third party for any damages or losses of any kind that may result.

Table of Contents

1	Executive Summary	ii
1.1	Unit Cost of System Capacity	ii
1.1.1	Wastewater System Value	iii
1.1.2	Wastewater System Capacity	iii
1.1.3	Unit Cost of Capacity	iv
1.2	Estimated Customer Capacity Needs	iv
2	Introduction	1
2.1	Background	1
2.2	Capacity Charges.....	1
3	Selection of Methodology	2
4	Wastewater Capacity Charge.....	3
4.1	Existing Wastewater System Valuation	3
4.2	Existing Wastewater System Capacity	4
4.2.1	Meter Equivalency Ratios	4
4.2.2	Estimating System Capacity	5
4.3	Unit Cost of Capacity	6
4.4	Proposed Wastewater Capacity Charge Schedule.....	6
4.5	Annual WCC Update Process.....	7

List of Tables

Table 1-1:	Wastewater System Net Asset Value, FY 2025	iii
Table 1-2:	Wastewater System Capacity Calculation in MEUs	iii
Table 1-3:	Wastewater System Unit Cost of Capacity	iv
Table 1-4:	Proposed WCC Schedule	iv
Table 3-1:	Common Capacity Charge Calculation Methodologies	3
Table 4-1:	Summary of Asset Valuation by Asset Type	4
Table 4-2:	Net System Value Calculation	4
Table 4-3:	Meter Equivalency Schedule	5
Table 4-4:	FY2025 Meter Count and MEUs.....	5
Table 4-5:	Current and Projected MEUs.....	6
Table 4-6:	Calculation of System Capacity in Terms of MEUs	6
Table 4-7:	Proposed WCC Schedule	7

List of Figures

Figure 1-1:	Unit Cost of Capacity Formula.....	ii
Figure 2-1:	Unit Cost of Capacity Formula.....	1
Figure 2-2:	Capacity Charge Formula.....	2

1 Executive Summary

East Bay Municipal Utility District (EBMUD or District) engaged Stantec Consulting Services, Inc. (Stantec) to conduct a Wastewater Capacity Charge (Study) to develop capacity charges for Fiscal Year (FY) 2027. The capacity charges have been developed to be reasonable and proportional in accordance with the requirements outlined in Government Code Government Code § 66013. While the Executive Summary presents the primary findings and recommendations developed during the Study, the full report describes key assumptions, methodologies and analyses employed in the Study.

1.1 Unit Cost of System Capacity

The District uses Wastewater Capacity Charges (WCCs) to recover proportional shares of the value of the wastewater system from new customers joining the wastewater system or customers requiring increased capacity. WCC unit costs were evaluated based on the existing assets and their respective capacity to provide service to the District’s current and future customers. In accordance with industry standards, the District’s historical and ongoing investments in the wastewater system, and expectations for growth in the District’s wastewater service area, the “buy-in” method is utilized to calculate the District’s WCCs.

As shown in Figure 1-1, the unit cost of system capacity is determined by dividing the system value by the total meter equivalent units (MEUs).

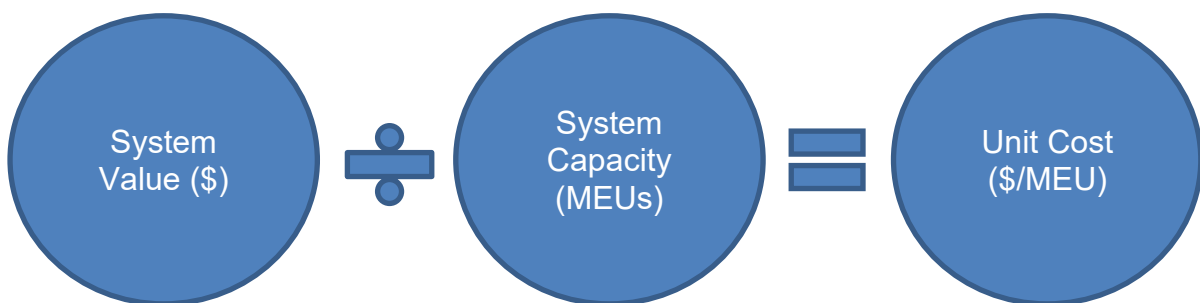


Figure 1-1: Unit Cost of Capacity Formula

1.1.1 Wastewater System Value

The first step outlined in the calculation above is to determine the value of the District’s wastewater system. The following details and assumptions are incorporated into the calculation of the District’s wastewater system asset valuation.

- Asset valuations are determined using the District’s fixed asset register.
- Cash balances in the Wastewater Fund Capital Reserve and Working Capital are included in the total wastewater system asset valuation.¹
- The wastewater system asset value is reduced by the amount of outstanding debt.²

Table 1-1 presents the net value of the District’s wastewater system included in the WCC calculation. Additional discussion of the system value is included in Section 4.

Table 1-1: Wastewater System Net Asset Value, FY 2025

FY 2025 Values		
(A)	System Asset Value	\$1,446,555,432
(B)	Cash Fund Balance	\$96,950,000
(C)	Outstanding Debt	(\$356,140,000)
	Net Wastewater System Value (A+B+C)	\$1,187,365,432

1.1.2 Wastewater System Capacity

The next step involves estimating the capacity of the District’s wastewater system. For the purpose of calculating the WCCs, the system capacity is defined as the projected number of MEUs to be served by the District by 2050. The MEUs expected to be served in 2050 are calculated based on a scaling ratio and applying the 2050 growth projections in driver units (e.g., dwelling units or non-residential building square footage) from the District’s *2050 Demand Study Mid-Cycle Update*.³ The anticipated MEUs to be served by 2050 are shown in Table 1-2.

Table 1-2: Wastewater System Capacity Calculation in MEUs

		MEUs
(A)	Existing MEUs	249,699
(B)	Anticipated Additional MEUs	65,422
	Anticipated MEUs in 2050 (A+B)	315,121

¹ *East Bay Municipal Utility District FY 2025 Annual Comprehensive Financial Report – Table 4 (Cash and Investment by Fund)*. November 2025

² *East Bay Municipal Utility District FY 2025 Annual Comprehensive Financial Report – Note 7 (Long-Term Debt)*. November 2025

³ *East Bay Municipal Utility District 2050 Demand Study Mid-Cycle Update*. January 2025

1.1.3 Unit Cost of Capacity

Finally, the unit cost of capacity for the District’s wastewater system is calculated by dividing the net system value by the system capacity. Table 1-3 presents the resulting unit cost of capacity used as the basis for the District’s WCCs.

Table 1-3: Wastewater System Unit Cost of Capacity

		System Capacity Calculation
(A)	Net System Value	\$1,187,365,432
(B)	Anticipated MEUs in 2050	315,121
	Unit Cost of Capacity (\$/MEU) (A ÷ B)	\$3,768

1.2 Estimated Customer Capacity Needs

The WCCs for each meter size are determined by multiplying the unit cost of system capacity by the capacity provided by each meter, determined by their MEU. Table 1-4 summarizes the proposed WCCs by meter size. Note that all new residential customers with meter sizes up to 1-inch will pay the same WCC (see discussion in Section 4.4).

Table 1-4: Proposed WCC Schedule

Meter Size	Meter Equivalence Ratio	Proposed WCCs
Residential Meters ≤ 1"		
≤ 1" Meters	1.0	\$3,768
Non-Residential Meters 5/8" to 1"		
5/8"	1.0	\$3,768
3/4"	1.5	\$5,652
1"	2.5	\$9,420
All Meters >1"		
1 1/2"	5.0	\$18,840
2"	8.0	\$30,144
3"	17.5	\$65,939
4"	30.0	\$113,039
6"	67.5	\$254,338
8"	80.0	\$301,438

2 Introduction

Stantec Consulting Services Inc. (Stantec) has conducted a Wastewater Capacity Charge Study (Study) for the East Bay Municipal Utility District (EBMUD or District). This report presents the objectives, approach, methodologies, source data, and assumptions, as well as the findings and recommendations of the Study. This report was prepared in accordance with the requirements outlined in Section 66013 of California Government Code.

2.1 Background

EBMUD owns and operates a wastewater system that serves approximately 740 thousand people across an 88 square mile area of Alameda and Contra Costa counties along the San Francisco Bay's east shore, extending from Richmond to the north to Oakland in the south. The District uses WCCs to recover a proportional share of existing system infrastructure from new development or customers requiring additional capacity. The District initially instituted its WCCs in 1984.

2.2 Capacity Charges

When new connections are added to the system or when existing customers expand their needs for system capacity, those customers receive services through infrastructure that has been funded by existing customers. Capacity charges are one-time charges charged to new customers⁴ to pay for the reasonable costs of their proportional share of wastewater system assets. In other words, capacity charges are assessed to new customers to pay for their share of the system capacity made available to them through investments made by existing customers.

As the first step in calculating the WCC, the value of the existing system is divided by the system capacity to determine the unit cost of capacity. This calculation is shown in Figure 2-1. As detailed in Section 4, the system value is the present-day value of system assets and the system capacity is represented by the total anticipated MEUs.

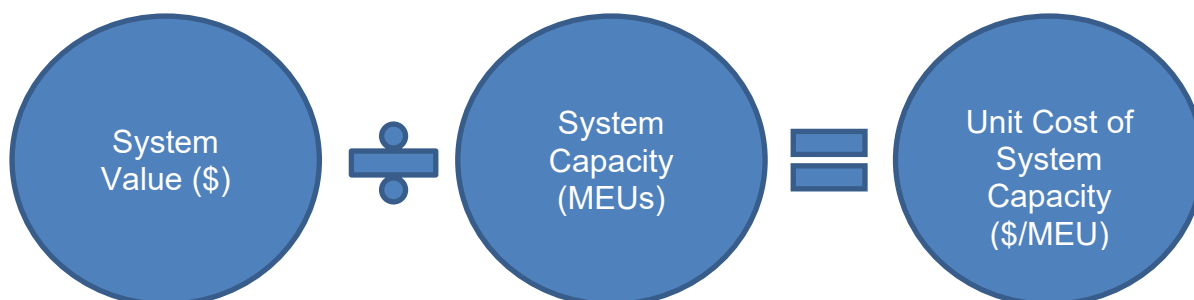


Figure 2-1: Unit Cost of Capacity Formula

⁴ "New customer" or "new connection" is used throughout this report to indicate any circumstance where a new physical connection is made to the wastewater system or any circumstance where an existing connection/customer requires additional system capacity to meet anticipated wastewater demands.

The District then calculates WCCs by multiplying the unit cost of capacity by the capacity provided to each customer. The capacity provided to each customer is based on the capacity requirements of each customer, estimated based on meter size (i.e. meter equivalent units). This calculation is shown in Figure 2-2.

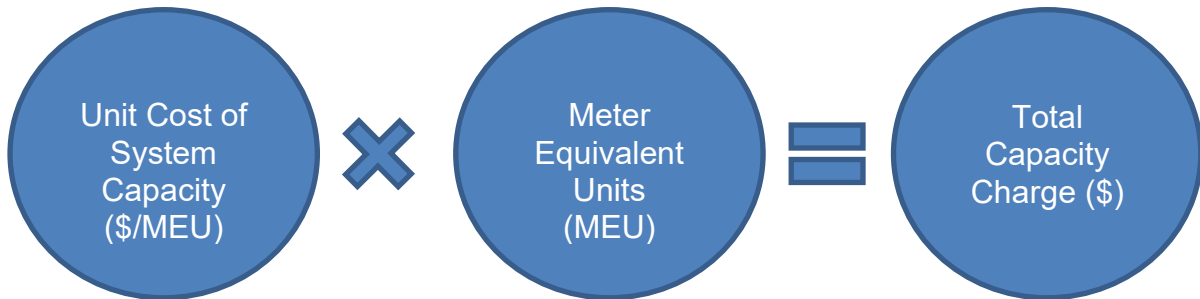


Figure 2-2: Capacity Charge Formula

3 Selection of Methodology

The following provides a description of accepted methodologies used in the industry for calculating capacity charges and the approach proposed by this Study. In the wastewater utility industry, there are three primary approaches to the calculation of capacity charges that were investigated as part of this Study and are described below.

The Buy-In Method calculates the capacity charges solely based on the value of existing utility system assets. This approach is often applied for a system with sufficient capacity to serve anticipated growth. In other words, new connections to the system will be served by existing capacity and those new customers are effectively “buying-in” to the existing infrastructure.

The Incremental Cost Method is based on the estimated cost of building new system capacity to serve growth. This approach is often utilized when the existing system has limited or no excess capacity to accommodate growth. In this case, new customers would fund their proportional cost of new infrastructure needed to expand system capacity.

Finally, a third approach combines the two approaches described above and is commonly referred to as the Hybrid Method. This approach is most appropriate when the current system can accommodate a limited amount of growth, but additional capacity will need to be added to accommodate anticipated growth.

Table 3-1 below summarizes each of the three methodologies and their typical application.

Table 3-1: Common Capacity Charge Calculation Methodologies

Methodology:	Description:	Often Used by Systems With:
Buy-In Method	New development shares in <u>capital costs previously incurred</u> .	Limited anticipated growth; Sufficient excess capacity exists to accommodate anticipated growth.
Incremental Cost Method	New development pays for projected <u>capital costs to be incurred in the future</u> which will provide capacity for new development.	Significant projected development or growth. Limited or no excess capacity.
Hybrid Method	Combination of the Buy-In and Incremental Cost methods.	Some available capacity but not enough to serve all anticipated near-term growth.

Based on the age of the EBMUD system, the available capacity in the current system, and trends in growth and wastewater conservation in the service area, the Buy-In Method is the recommended approach to calculating the District’s WCCs.

4 Wastewater Capacity Charge

Calculating the WCC using the Buy-In Method is a four-step process, as follows:

Buy-In Component

1. Calculate the estimated value of the existing wastewater system.
2. Impute the number of MEUs that may be served by the existing wastewater system.
3. Calculate the unit cost of capacity for the system.
4. Develop a schedule of capacity charges.

This section of the report outlines the methodology used to develop the proposed WCCs.

4.1 Existing Wastewater System Valuation

EBMUD provided a detailed asset register which includes asset identifications, description of the assets, installation year, original cost, net book value, and expected useful life for each asset installed as of June 30th, 2025.⁵ System assets are valued using the Replacement Cost New Less Depreciation (RCNLD) valuation methodology. The RCNLD value of each asset is calculated by escalating the original cost of the asset to the present-day value using the Engineering News Report (ENR) Construction Cost Index (CCI), and subtracting the accumulated depreciation, expressed in present-day dollars. Table 4-1 documents each of the asset categories with the corresponding asset value used in the analysis. The sum of the values of the asset classes yields the total value of fixed assets included in the WCCs.

⁵ June 30th, 2025 corresponds to the end of the District’s FY 2025 and aligns timing of the fixed asset data with other financial data reported as of year-end FY 2025.

Table 4-1: Summary of Asset Valuation by Asset Type

Description	RCNLD Asset Value
Power Generation	\$60,384,342
Wastewater Interceptors	\$304,544,549
Wastewater Outfall Conduit	\$24,887,596
Pumping Plants	\$129,844,233
Pretreatment	\$110,350,801
Treatment	\$479,340,924
General Plant Structures	\$89,710,456
Equipment	\$8,111,164
Land	\$67,484,295
Rights of Way	\$2,660,445
Other Land	\$152,700
Deferred Software Costs	\$1,225,406
Regulatory Compliance	\$343,009
Management Plan Costs	\$9,341,512
Construction Work in Progress	\$158,174,000
TOTAL	\$1,446,555,432

The net system value is then calculated by adding the District’s capital reserve cash balance and working capital, and subtracting the outstanding principal on current debt⁶ to arrive at the current system value. Table 4-2 below summarizes these calculations.

Table 4-2: Net System Value Calculation

FY 2025 Values		
(A)	System Asset Value	\$1,446,555,432
(B)	Cash Fund Balance	\$96,950,000
(C)	Outstanding Debt	(\$356,140,000)
	Net Wastewater System Value (A+B+C)	\$1,187,365,432

4.2 Existing Wastewater System Capacity

The next step in the WCC calculation is to determine the existing system’s capacity in terms of MEUs.⁷

4.2.1 Meter Equivalency Ratios

For purposes of WCC calculations, the District’s wastewater system capacity was evaluated in units of MEUs. Table 4-3 presents the hydraulic capacity and corresponding meter equivalency ratio for each meter size that served as the basis for determination of the MEUs.

⁶ East Bay Municipal Utility District FY 2025 Annual Comprehensive Financial Report – Table 4 (Cash and Investment by Fund) and Note 7 (Long-Term Debt). November 2025

⁷ Although meters are used to provide water service, meter equivalency units serve as a representative metric for wastewater service capacity needs of customers when most or all water use has the potential to be discharged to the wastewater system.

Table 4-3: Meter Equivalency Schedule

Meter Size	Hydraulic Capacity (gpm) ⁸	Meter Equivalency Ratio
5/8"	20	1.0
3/4"	30	1.5
1"	50	2.5
1.5"	100	5.0
2"	160	8.0
3"	350	17.5
4"	600	30.0
6"	1,350	67.5
8"	1,600	80.0
10"	4,500	225.0

4.2.2 Estimating System Capacity

The total available system capacity was estimated in terms of MEUs based on the projected number of MEUs to be served by 2050. Using 2025 customer and billing data, the current number of MEUs was projected to 2050 based on growth projections in driver units (e.g., dwelling units or non-residential building square footage) developed in the District’s 2050 Demand Study Mid-Cycle Update.⁹ Table 4-4 below shows the current meter counts by size within the District’s wastewater service area and MEUs based on the equivalency ratios found in Table 4-3 above.

Table 4-4: FY2025 Meter Count and MEUs

Meter Size	Meter Count	Meter Equivalency Ratio	2025 MEUs
5/8"	162,333	1	162,333
3/4"	1,726	1.5	2,589
1"	7,717	2.5	19,293
1 1/2"	4,502	5	22,510
2"	2,013	8	16,104
3"	520	17.5	9,100
4"	238	30	7,140
6"	106	67.5	7,155
8"	35	80	2,800
10"	3	225	675
TOTAL	179,193		249,699

Section 2.3 of the District’s 2050 Demand Study provides the basis for growth projections for each customer class. After grouping the District’s current MEUs by development type, growth projections from the 2050 Demand Study were applied to each development type’s MEUs to determine an

⁸ Safe Maximum Operating Capacity (maximum flow rate for intermittent service) as defined in American Wastewater Works Association (AWWA) Standard C700-24 (effective April 2025) Table 1 for displacement-type meters (meter sizes 5/8" to 2"), AWWA Standard C702-24 (effective April 2025) Table 1 for compound meters (meter sizes 2" to 8") and AWWA Standard C715-18(R22) Table 1 for meters 10" and larger.

⁹ *East Bay Municipal Utility District 2050 Demand Study Mid-Cycle Update*. January 2025

aggregate growth in MEUs by 2050. These growth factors by development type we determined specifically for those communities with the EBMUD water service area that are also served by the EBMUD wastewater system. Table 4-5 shows the current MEUs, 2050 growth factors, and resulting 2050 MEUs by development type. This value for total anticipated 2050 MEUs is used as the basis for wastewater system capacity in calculating unit cost of capacity.

Table 4-5: Current and Projected MEUs

Class	2025 MEUs	Projected Growth Factor	Anticipated 2050 MEUs
Commercial	25,096	38%	34,556
Industrial	5,130	21%	6,186
Institutional	11,977	38%	16,555
Multiple Family	50,748	60%	81,405
Single Family	156,748	13%	176,419
TOTAL	249,699	26%	315,121

4.3 Unit Cost of Capacity

Finally, the unit cost of capacity is calculated by dividing the net system value by the system capacity. Table 4-6 shows the calculation for the District’s unit cost of capacity.

Table 4-6: Calculation of System Capacity in Terms of MEUs

		System Capacity Calculation
(A)	Net System Value	\$1,187,365,432
(B)	Meter Equivalent Units	315,121
	Unit Cost of Capacity (\$/MEU) (A ÷ B)	\$3,768

4.4 Proposed Wastewater Capacity Charge Schedule

The WCCs for each meter size are determined by multiplying the unit cost of system capacity by the capacity provided by each meter, determined by their MEU. Table 4-7. summarizes the proposed WCCs by meter size. For any parcel, regardless of the number of buildings or structures on the parcel¹⁰, the WCC corresponding to the size of each meter would be due.

Under the proposed capacity charge framework, all residential meters 1 inch or smaller would be considered to represent 1 MEU because the domestic demands of most of these residences could be served by a 5/8” meter but a 1” meter is often used to provide sufficient capacity for fire sprinklers.

¹⁰ For clarity, an accessory dwelling unit (ADU), as defined in California Government Code Section 66313(a), is considered a building/structure in this context.

Table 4-7: Proposed WCC Schedule

Meter Size	Meter Equivalence Ratio	Proposed WCCs
Residential Meters ≤ 1"		
≤ 1" Meters	1.0	\$3,768
Non-Residential Meters 5/8" to 1"		
5/8"	1.0	\$3,768
3/4"	1.5	\$5,652
1"	2.5	\$9,420
All Meters >1"		
1 1/2"	5.0	\$18,840
2"	8.0	\$30,144
3"	17.5	\$65,939
4"	30.0	\$113,039
6"	67.5	\$254,338
8"	80.0	\$301,438

Meters larger than 8" are rare. Within the District's wastewater service area, only 3 meters are larger than 8", as seen in Table 4-4. For any new meter larger than 8", the WCC would be calculated as the unit cost for system capacity (\$/MEU) multiplied by the number of MEUs represented by that meter (meter hydraulic capacity¹¹ divided by the 5/8" meter capacity).

In unusual circumstances, water that has not passed through a District water meter, such as groundwater extracted for the purpose of environmental remediation, may be discharged to the wastewater system. The appropriate WCC in these circumstances is the WCC associated with the non-residential meter size that has a Safe Maximum Operating Capacity¹² that is greater than the maximum flow rate for the discharge.

4.5 Annual WCC Update Process

The District's WCCs are calculated based on factors that generally do not change significantly from one year to the next. Assets typically continue to depreciate as the District completes routine repair, renewal and replacement projects. As a result, annual updates to the WCCs to reflect reasonable costs and proportionality can be completed through adjustments to the asset valuations to keep pace with capital cost escalation over time. It is recommended that the District adjust WCCs annually by the percent change in the Engineering News Record (ENR) Construction Cost Index (CCI). Comprehensive updates based on a refreshed asset register and reevaluation of the WCC calculations can occur on a multi-year interval based on changes in infrastructure investment and growth within the District service area.

¹¹ Safe Maximum Operating Capacity per AWWA Standard C715-18(R22) Table 1.

¹² Safe Maximum Operating Capacity (maximum flow rate for intermittent service) as defined in American Water Works Association (AWWA) Standard C700-24 (effective April 2025) Table 1 for displacement-type meters (meter sizes 5/8" to 2"), AWWA Standard C702-24 (effective April 2025) Table 1 for compound meters (meter sizes 2" to 8") and AWWA Standard C715-18(R22) Table 1 for meters 10" and larger.



Stantec is a global leader in sustainable engineering, architecture, and environmental consulting. The diverse perspectives of our partners and interested parties drive us to think beyond what's previously been done on critical issues like climate change, digital transformation, and future-proofing our cities and infrastructure. We innovate at the intersection of community, creativity, and client relationships to advance communities everywhere, so that together we can redefine what's possible.

Stantec Consulting Services Inc.
3301 C Street, Suite 1900
Sacramento, CA 95816
stantec.com

