


Proposed Biennial Budget

Fiscal Years 2026 & 2027



Volume 2: *Capital Award Summaries*

*East Bay Municipal Utility District
Oakland, California*

East Bay Municipal Utility District Biennial Budget Fiscal Years 2026 & 2027

**Volume 1: Water & Wastewater Systems
Operating and Capital**

Volume 2: Capital Award Summaries

**Presented to the Board of Directors
March 25, 2025**

EBMUD Fact:

The Claremont Tunnel, which carries drinking water to more than 800,000 EBMUD customers, underwent a major upgrade in the mid-2000s to protect it from earthquakes.

Table of Contents

Table of Contents.....	1
Overview of Volume 2.....	5
Water System.....	7
Water System Overview.....	7
District-Wide Building Facility Improvements	8
Building Facilities Improvements	8
Facilities Cathodic Protection.....	12
Facility Paving.....	14
Minor Facilities Work	16
Small Capital Improvements	18
Environmental Resources & Remediation.....	20
East Bay Watershed Management.....	20
Mine Restorations.....	22
Mokelumne River Fish Hatchery	24
Mokelumne Watershed Management.....	26
River and Watershed.....	28
Trench Soils Management.....	30
Upcountry Wastewater Treatment Improvements.....	32
New Business Infrastructure.....	34
Hydrants Installed by District Forces	34
New Service Installations	36
Pipeline System Extensions.....	38
Pipelines - Distribution System	40
Annual Appurtenance Work.....	40
Distribution System Cathodic Protection.....	42
Pipeline Rebuild	44
Pipeline Relocations.....	46
Pipeline System Improvements.....	48
Service Lateral Replacements.....	50
Pipelines - Transmission.....	52
Aqueduct Cathodic Protection	52
Large Diameter Pipelines.....	54

Transmission Main Cathodic Protection	56
Pressure Zone Studies.....	58
Distribution System Upgrades.....	58
Miscellaneous Planning Studies	60
Pressure Zone Improvements	62
West of Hills Master Plan	64
Process & System-Wide Improvements.....	66
HRIS Replacement.....	66
Information Technology.....	68
Op/Net System Improvements.....	70
Planned Meter Replacements.....	72
Security Improvements.....	74
Water Loss Control	76
Pumping Plants.....	78
Pumping Plant Rehabilitation.....	78
Raw Water System.....	82
Mokelumne Aqueducts Number 2 & 3 Relining	82
Mokelumne Aqueducts Recoating.....	84
Raw Water Aqueduct Improvements	86
Raw Water Facilities	88
Raw Water Infrastructure	90
Recreation Areas & Facilities.....	93
Camanche Hills Hunting Preserve	93
Camanche Recreation Area Improvements.....	95
Lafayette Recreation Infrastructure	97
Recreation Area Capital Maintenance & Improvements.....	99
San Pablo Recreation Infrastructure.....	101
Regulators & Rate Control Stations	103
Rate Control Station Rehabilitation.....	103
Regulator Rehabilitation.....	105
Reservoirs - Distribution	107
Chloramine Boosting Stations.....	107
Distribution System Water Quality Improvements.....	109
Open-Cut Reservoir Program	111
Reservoir Mixing System.....	113

Reservoir Rehabilitation and Maintenance	115
Reservoirs - Supply	118
Dam Operational Upgrades	118
Dam Seismic Upgrades	120
Dam Surveillance Improvements	122
Reservoir Tower Modifications.....	124
Water Supply Monitoring System.....	126
Supplemental Supply, Regional Agreements.....	128
Groundwater Resource Development.....	128
SGMA Compliance	130
Upper Mokelumne River Watershed Authority - Water Supply Project	132
Water Rights, Licenses & Plans.....	134
Sustainable Energy	136
Enhanced Power Revenue	136
Powerhouse Improvements.....	138
Vehicles, Equipment & Related Facilities	140
Diesel Engine Retrofit.....	140
Fleet & Equipment Additions.....	142
Fleet & Equipment Replacement & Purchases	144
Water Recycling & Conservation.....	146
DSRSD-EBMUD Recycled Water Authority (DERWA).....	146
East Bayshore	148
North Richmond Recycled Water Plant	150
Richmond Advanced Recycling Expansion (RARE) - Chevron Funded	152
San Ramon Valley Recycled Water	154
Water Treatment	156
Pardee Center Capital Maintenance & Improvements	156
Treatment Plant Upgrades	158
Contingency - Water	161
Contingency - Water	161
Wastewater System	163
Wastewater System Overview	163
Main Wastewater Treatment Plant.....	164
Dewatering	164
Digesters	166

Effluent Discharge	168
Electricals and Controls.....	170
Nutrients.....	173
Power Generation and Biogas	175
Preliminary Treatment.....	177
Primary Treatment	179
Resource Recovery	181
Secondary Treatment.....	183
Seismic Retrofit Maintenance Center	185
Utilities and Sitework.....	187
Remote Facilities	189
Interceptors and Pump Stations	189
Wet Weather Facilities	192
System-Wide Improvements	194
General Wastewater.....	194
Contingency - Wastewater.....	196
Contingency - Wastewater	196

Overview of Volume 2

About Capital Award Summaries

This volume contains a summary for each Award that has work planned in Fiscal Year 2026 (FY 2026) through Fiscal Year 2035 (FY 2035), which is the 10-year horizon for the District's published Capital Improvement Program (CIP). Throughout this book, Award and Project may be used interchangeably, though internally, Projects are components or subdivisions of Awards.

Award Summaries

The award summaries are presented in alphabetical order, first by Award Purpose and then by Award Name. The primary information provided is:

- **Award Purpose:** Groups Awards together, primarily as an organizational tool, often around major asset classes or key strategies. Examples include Pipelines - Distribution System, Raw Water System, and Sustainable Energy.
- **Award Number:** Supports public and internal reference, as the Award Number is part of Board documents, including when capital contracts are approved.
- **Award Name:** Provides the name of the Award, typically without abbreviations or initialisms.
- **Lead Department:** Indicates which Department is primarily responsible for the project.
- **Appropriations:** Amount of expenditure requested for Board approval in both FY 2026 and FY 2027.
- **Funding Sources:** Funding is drawn from multiple sources, though Revenue Funded is the single largest source. More information is provided on the next page.
- **Cash Flow by Project:** Planned direct expenses each year, including both District labor and benefit costs that directly support the Award, as well as payments to external vendors for materials, supplies or services.

ABOUT THE TABLE OF CONTENTS

Below is a visual guide to reading the Table of Contents. Also note that at the end of each system's section of this volume, there are two indexes – one for Awards sorted by award number, and another for Awards sorted by award name.

Award Purposes									
	<table> <tr> <td>→ District-Wide Building Facility Improvements.....</td> <td>11</td> </tr> <tr> <td>→ Arc Flash, Mitigation, Project Management.....</td> <td>11</td> </tr> <tr> <td>→ Building Facilities Improvements</td> <td>12</td> </tr> <tr> <td>→ Facilities Cathodic Protection.....</td> <td>13</td> </tr> </table>	→ District-Wide Building Facility Improvements.....	11	→ Arc Flash, Mitigation, Project Management.....	11	→ Building Facilities Improvements	12	→ Facilities Cathodic Protection.....	13
→ District-Wide Building Facility Improvements.....	11								
→ Arc Flash, Mitigation, Project Management.....	11								
→ Building Facilities Improvements	12								
→ Facilities Cathodic Protection.....	13								
Awards									

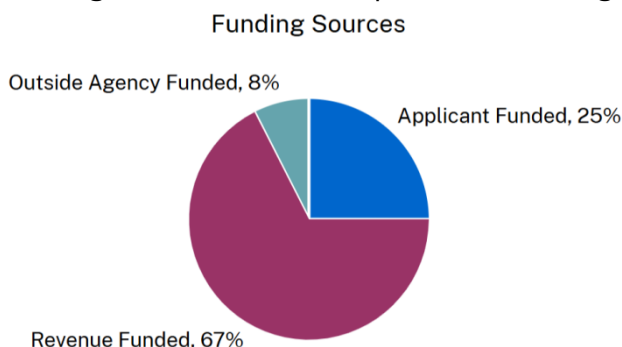
Appropriations and Cash Flow

There are two ways that the District considers the finances for the CIP:

- Capital appropriations are funds approved biennially by the Board to be spent on capital projects. While appropriations are approved biennially, their use may extend over multiple years. Appropriations are controlled at the Award level and vary from year-to-year depending upon the funding needs of the projected work and existing appropriations at the end of the prior year. Transfers of appropriations are reported to the Board monthly.
- Capital cash flows are a projection of the annual costs of each project over the planning horizon, on a year-by-year basis. Cash flows have typically been reported in the budget for five years, but in the current planning cycle, the District began more seriously considering the full 10-year cash-flow projection in order to better understand long-term project needs. Staff will continue to work to broaden the planning and reporting horizon to increase transparency of long-term infrastructure needs.

Funding Sources

The CIP is funded primarily through revenue (after paying for operating expenses and debt service) and the issuance of revenue bonds. However, there are certain other sources that provide funding to capital projects. The pages throughout this book show a pie chart of funding sources, like the below.



Funding Sources include:

- **Revenue Funded*:** Funded either through cash or eventually through the issuance of bonds, this provides the majority of funding for the CIPs for both the Water and Wastewater System.
- **Applicant or Outside Agency Funded:** These two categories include work funded by applicants, i.e. businesses, individuals, and public authorities seeking to connect to or upgrade their connection to the Water or Wastewater System, and outside agencies,
- **VRF Funded:** Some projects are funded using the Vehicle Replacement Fund (VRF), which is funded internally using charges for vehicles for each hour they are operated. This mechanism ensures both capital and operating projects are charged for the cost of maintenance and replacement of vehicles, as well as related necessary infrastructure, such as electric vehicle charging stations.
- **Grant Funded:** Grant-funded projects in this document either have already secured a grant or they are expected to secure a grant before proceeding.

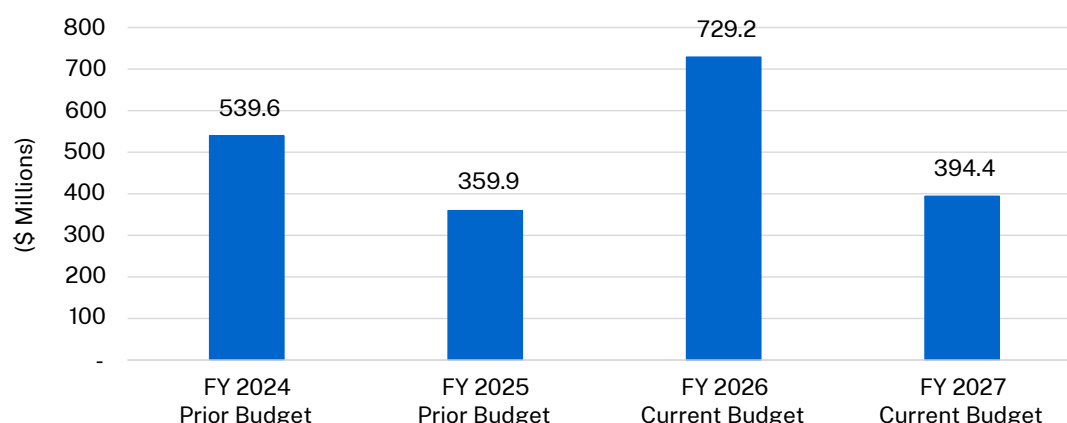
*Note that while most projects are initially revenue-funded, the District issues bonds for a portion of certain projects' costs on a reimbursement basis. Over the 10-year CIP, approximately 33 percent of the Water CIP is expected to be debt-funded, and 50 percent of the Wastewater CIP will be debt-funded.

Water System

Overview

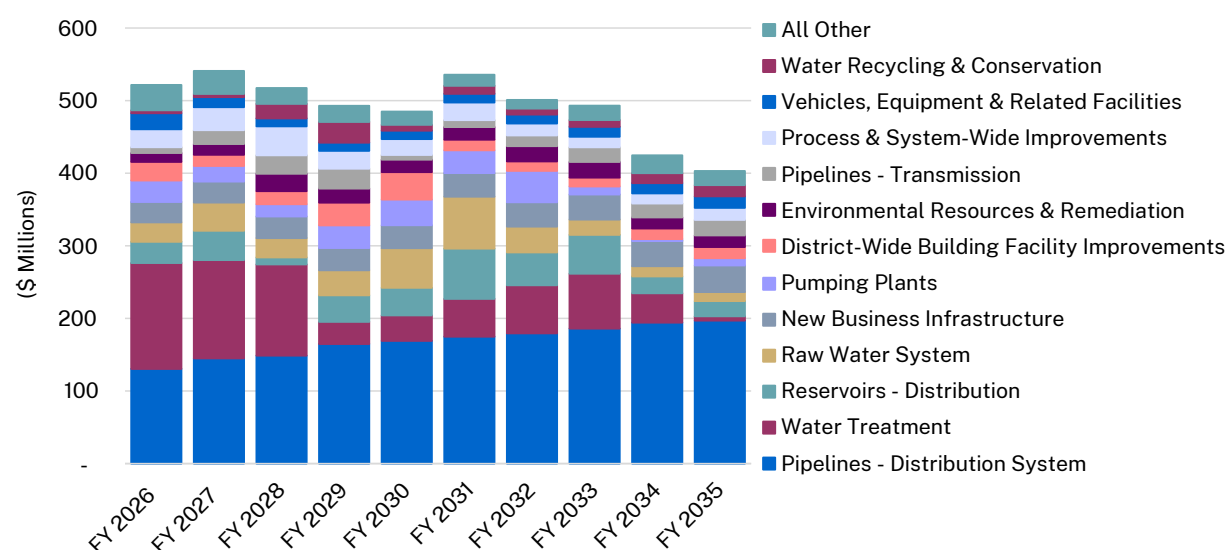
The Water System's FY 2026 capital appropriation will increase by \$369.3 million or 103 percent from FY 2025. In FY 2027, the appropriation decreases by 46 percent from FY 2026. The first year's increase is particularly high due to several multi-year contracts that will be advertised for bid in FY 2026. Appropriations are summarized in the below chart.

Water System Appropriations Current Budget Compared to Prior Budget by Fiscal Year



The FY 2026 - FY 2035 CIP is \$5.6 billion, including Capital Support. The CIP is driven by the combination of increasing investments to replace and rehabilitate aging infrastructure, working towards meeting Board-set priorities, and increased labor and construction costs. Capital Support, the indirect costs associated with capital work, increased to \$58.0 million annually for the current budget cycle, then by 3 percent annually for the remainder of the CIP.

Water System FY 2026 - FY 2035 Cash Flows by Award Purpose (Excludes Capital Support)



Award Purpose:

District-Wide Building Facility Improvements

Award:

7000126-Building Facilities Improvements

Lead Department:

Engineering & Construction

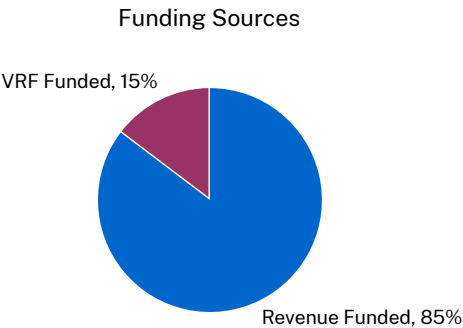
Start Year:

FY 2026

Award Description

Improvements to building systems enhance safety, reduce costs, minimize energy use, and optimize facility use for evolving District needs. Major projects include the AB Roof and Facade Access Rehabilitation, New Central Service Area, Fleet Maintenance East, HVAC upgrades at AMC, AB Envelope Resealing, AMC Roofing, and tenant improvements at Oakport. FY 2024 - FY 2025: Completed projects include a master plan for fleet electrification, an AB lobby education display, and planning/design for AB Firewall Repairs. Design for AB Roof and Facade Rehabilitation and Fiber Optic Replacement finished, with construction underway. Planning for the New Central Area Service Center and Fleet Maintenance East progressed. FY 2026 - FY 2027: Goals include completing AB Roof and Facade Rehabilitation, Fiber Optic Replacement, HVAC improvements at AMC, and security upgrades at AB. Design work will advance for the New Central Service Area, Fleet Maintenance East, AMC roofing, and electrical upgrades. Tenant improvements will continue across all facilities. FY 2028 - FY 2035: Expected completions include the New Central Area Service Center, Fleet Maintenance East, AB Firewall Repairs, AB Security Improvements, AMC Roofing, and Oakport tenant upgrades. AB Electrical Systems design will be finalized, with ongoing tenant improvements to meet workforce needs.

Appropriations (\$ Thousands)			
Phase	Total	FY 2026	FY 2027
Planning	-	-	-
Design	2,606	1,545	1,061
Construction	-	-	-
Recurring	-	-	-
Other	-	-	-
Total	2,606	1,545	1,061



Projected Cash Flow (\$ Thousands)

CIP ID	Project Title	Phase	Total	FY 2026	FY 2027	FY 2028	FY 2029	FY 2030	FY 2031	FY 2032	FY 2033	FY 2034	FY 2035
11033	ADA Compliance	Planning	64	6	6	6	6	6	6	7	7	7	7
11034	Fleet Maintenance East Upgrades	Design	459	459									
11034	Fleet Maintenance East Upgrades	Construction	17,484				5,628	5,796	2,985	3,075			
11035	Oakland Administration Building Roofing Systems Rehabilitation	Construction	11,327	9,379	1,947								
11036	Small Miscellaneous Building Improvements	Design	1,181	103	106	109	113	116	119	123	127	130	134
11036	Small Miscellaneous Building Improvements	Construction	1,175								380	391	403
11038	Condition Assessment and Reinvestment Plan Implementation	Planning	227	227									
11037	Administration Building Space Reconfiguration	Design	1,299	113	117	120	124	128	131	135	139	144	148
11037	Administration Building Space Reconfiguration	Construction	1,038								336	346	356
11039	East Area Service Center HVAC and Emergency Generator Upgrade	Design	105	105									
11040	New Central Area Service Center	Design	577	577									
11040	New Central Area Service Center	Construction	37,319				10,130	25,040	2,149				
11041	Adeline Maintenance Center Administration Building HVAC System Improvements	Construction	5,162	3,323	1,839								
11044	Administration Building Fiber Optic Backbone Cabling Replacement	Construction	155	155									
11050	Administration Building Fire Wall Repairs	Design	361	361									
11050	Administration Building Fire Wall Repairs	Construction	3,712						239	2,460	1,013		
11046	Administration Building and Adeline Maintenance Center Restacking Project	Planning	598	598									
11047	Fire Protection at Occupied Facilities	Planning	183		85					98			
11047	Fire Protection at Occupied Facilities	Design	165			76					89		
11047	Fire Protection at Occupied Facilities	Construction	887								437	450	

Projected Cash Flow (\$ Thousands)

CIP ID	Project Title	Phase	Total	FY 2026	FY 2027	FY 2028	FY 2029	FY 2030	FY 2031	FY 2032	FY 2033	FY 2034	FY 2035
11048	Oakport Site Development	Design	567	567									
11048	Oakport Site Development	Construction	4,713	484	2,896	1,333							
11049	ZEV Charging Stations	Design	2,606	1,545	1,061								
11049	ZEV Charging Stations	Construction	16,637			8,195	8,441						
11360	Administration Building Envelope Sealing	Planning	161		106	55							
11360	Administration Building Envelope Sealing	Design	499			246	253						
11361	Administration Building Safety and Security Improvements	Design	309	309									
11361	Administration Building Safety and Security Improvements	Construction	1,433						1,433				
11362	Adeline Maintenance Center Buildings Roof Repairs	Design	618	618									
11362	Adeline Maintenance Center Buildings Roof Repairs	Construction	4,629								2,280	2,349	
11363	Administration Building Roofing Systems Improvement and Phase 2	Design	278		212	66							
11364	Adeline Maintenance Center Campus Reconfiguration	Planning	836	412	424								
11367	Administration Building Major Capital Renewals Design		1,099	36	32	852	34	35	36	37	38		
11367	Administration Building Major Capital Renewals Construction		2,031								152	1,718	161
11368	Administration Building Electrical Systems Upgrade	Planning	530		530								
11368	Administration Building Electrical Systems Upgrade	Design	1,112			437	675						
11368	Administration Building Electrical Systems Upgrade	Construction	5,376										5,376
11369	Pardee Center Improvements	Planning	230	103	127								
11369	Pardee Center Improvements	Design	357		106	251							
11371	Administration Building HVAC System Upgrade	Design	349		143	148	59						
11371	Administration Building HVAC System Upgrade	Construction	968								393	411	164

Projected Cash Flow (\$ Thousands)													
CIP ID	Project Title	Phase	Total	FY 2026	FY 2027	FY 2028	FY 2029	FY 2030	FY 2031	FY 2032	FY 2033	FY 2034	FY 2035
11372	Administration Building Public Education Exhibit Expansion	Planning	60		60								
11372	Administration Building Public Education Exhibit Expansion	Design	92		21	71							
11374	Aqueduct Section ADA Upgrade	Design	403										403
11375	Lafayette Reservoir Maintenance Shop ADA Upgrade	Design	67										67
11376	Sobrante and Lafayette Water Treatment Plant ADA Upgrade	Design	350	350									
11376	Sobrante and Lafayette Water Treatment Plant ADA Upgrade	Construction	1,194						1,194				
All Projects			130,982	19,829	9,820	11,966	25,462	31,121	8,293	5,935	5,391	5,946	7,220

Award Purpose:
District-Wide Building Facility Improvements

Award:
7100002-Facilities Cathodic Protection


Lead Department:
Engineering & Construction

Start Year:
FY 2026

Award Description

The distribution system valve improvements include the design and installation of distribution system isolation valves based on the recommendations of the Distribution Sys: Valve Study to reduce the magnitude and duration of customer outages during pipeline shutdowns and improve distribution system resilience.

Appropriations (\$ Thousands)			
Phase	Total	FY 2026	FY 2027
Planning	-	-	-
Design	-	-	-
Construction	-	-	-
Recurring	-	-	-
Other	-	-	-
Total	-	-	-



Projected Cash Flow (\$ Thousands)													
CIP ID	Project Title	Phase	Total	FY 2026	FY 2027	FY 2028	FY 2029	FY 2030	FY 2031	FY 2032	FY 2033	FY 2034	FY 2035
11067	Tanks, Towers, and Treatment	Design	1,749	153	157	162	167	172	177	182	188	193	199
11067	Tanks, Towers, and Treatment	Construction	2,825	500		531		563		597		634	
	All Projects	All Phases	4,574	653	157	693	167	735	177	779	188	827	199

Award Purpose:

District-Wide Building Facility Improvements

Award:

7000326-Facility Paving

Lead Department:

Water Operations

Start Year:

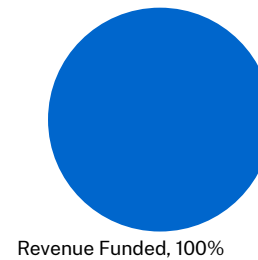
FY 2026

Award Description

This project maintains and replaces distribution reservoir access roads, other facility roads, and parking areas. Planned work in FY 2026 - FY 2030 includes paving repairs and replacements for reservoir access roads, pumping plant parking areas, Adeline Maintenance Center facilities, and Service Yards. Aging paving at local facilities are in need of restoration and this project provides a systematic and long-term approach to optimizing pavement maintenance.

Appropriations (\$ Thousands)			
Phase	Total	FY 2026	FY 2027
Planning	-	-	-
Design	200	100	100
Construction	-	-	-
Recurring	750	350	400
Other	-	-	-
Total	950	450	500

Funding Sources



Projected Cash Flow (\$ Thousands)													
CIP ID	Project Title	Phase	Total	FY 2026	FY 2027	FY 2028	FY 2029	FY 2030	FY 2031	FY 2032	FY 2033	FY 2034	FY 2035
11147	Pavement Mgmt Plan Implementation	Design	2,657	232	239	246	253	261	269	277	285	294	302
11147	Pavement Mgmt Plan Implementation	Construction	20,703	1,498	1,657	1,712	1,719	1,855	1,910	1,968	2,027	3,131	3,225
All Projects		All Phases	23,360	1,729	1,896	1,958	1,972	2,116	2,179	2,245	2,312	3,425	3,528

Award Purpose:
District-Wide Building Facility Improvements


Award:
7000161-Minor Facilities Work

Lead Department:	Start Year:
Water Operations	FY 2033

Award Description

This project consists of smaller capital improvements to facilities that do not require extensive planning or design, or justify a standalone project. The project also includes c sharing with the Wastewater System for laboratory upgrades and equipment. Each year various improvements and modifications to facilities are required. Most involve equip or structural issues impacting facility integrity, or health and safety issues.

Appropriations (\$ Thousands)			
Phase	Total	FY 2026	FY 2027
Planning	-	-	-
Design	-	-	-
Construction	-	-	-
Recurring	-	-	-
Other	-	-	-
Total	-	-	-



Projected Cash Flow (\$ Thousands)													
CIP ID	Project Title	Phase	Total	FY 2026	FY 2027	FY 2028	FY 2029	FY 2030	FY 2031	FY 2032	FY 2033	FY 2034	FY 2035
11146	Sewer Laterals Compliance	Construction	192								127	65	
	All Projects	All Phases	192								127	65	

Award Purpose:

District-Wide Building Facility Improvements

Award:

7000305-Small Capital Improvements

Lead Department:

Water Operations

Start Year:

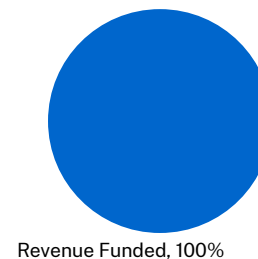
FY 2026

Award Description

This project provides urgent capital improvements to maintain the reliability and safety of pumping plants, reservoirs, regulators, treatment plants, rate control stations, and administration buildings. There are 425 of these facilities, many of which have improvements scheduled in the Infrastructure Rehabilitation Plan (IRP) in the next 10 years. The project provides improvements and the accelerated replacement of failed or unreliable components in some of the facilities slated for eventual rehabilitation. Such improvements are smaller in scale than the typical project under the IRP. Planned projects for FY 2026 - FY 2030 include replacement of electrical and control components at multiple pumping plants as well as the replacement of turbidimeters at water treatment plants. Other work includes repair and replacement of motors, valves, piping, instrumentation, retainers, and roofs at various pumping plants, water treatment plants, regulators, and rate control stations. This project replaces critical electrical, mechanical, instrument, and structural components at distribution and treatment facilities that have reached the end of their useful lives. Failure of the components can affect water service to customers, fire suppression capability, and water quality.

Appropriations (\$ Thousands)			
Phase	Total	FY 2026	FY 2027
Planning	-	-	-
Design	-	-	-
Construction	-	-	-
Recurring	5,700	2,850	2,850
Other	-	-	-
Total	5,700	2,850	2,850

Funding Sources



Projected Cash Flow (\$ Thousands)													
CIP ID	Project Title	Phase	Total	FY 2026	FY 2027	FY 2028	FY 2029	FY 2030	FY 2031	FY 2032	FY 2033	FY 2034	FY 2035
11142	Motor Control Center Replacement and Other Facilities Maintenance & Construction Capital	Construction	38,747	3,399	3,501	3,387	3,714	3,826	3,940	4,059	4,180	4,306	4,435
	All Projects	All Phases	38,747	3,399	3,501	3,387	3,714	3,826	3,940	4,059	4,180	4,306	4,435

Award Purpose:

Environmental Resources & Remediation

Award:

7000012-East Bay Watershed Management

Lead Department:

Natural Resources


Start Year:

FY 2026

Award Description

Watershed are lands managed to ensure public health and safety, environmental protection, and availability of a clean water supply for customers. Work is prioritized in accordance with the East Bay Watershed Master Plan, Range Resource Management Plan, Fire Management Plan, and regulatory requirements. Projects include upgrades that address regulatory, safety, and water quality concerns, as well as improvements to grazing allotments, fencing, fire-access roads, watershed trails, and other structures found in the watershed. FY 2024 - FY 2025 work included the Grizzly Peak Strategic Shaded Fuel Break Collaboration, in partnership with the East Bay Regional Park District (EBRPD) which received a CalFire Wildfire Prevention Grant to support the project. Work also continued on the San Pablo Pines Removal project to address dead and dying Monterey pines in the San Pablo Reservoir watershed. FY 2026 - FY 2035 work includes continuation of the San Pablo Pines Removal project, additional work on shaded fuel breaks, replacement of watershed boundary fencing, and demolition of structures on the watershed, as well as additional major vegetation management projects. Also included is a potential demolition of the California Shakespeare Theatre that leases land in the watershed.

Appropriations (\$ Thousands)			
Phase	Total	FY 2026	FY 2027
Planning	-	-	-
Design	-	-	-
Construction	-	-	-
Recurring	2,398	1,603	796
Other	-	-	-
Total	2,398	1,603	796



Projected Cash Flow (\$ Thousands)													
CIP ID	Project Title	Phase	Total	FY 2026	FY 2027	FY 2028	FY 2029	FY 2030	FY 2031	FY 2032	FY 2033	FY 2034	FY 2035
11003	East Bay Safety - Regulation Upgrades	Construction	1,093			1,093							
11003	East Bay Safety - Regulation Upgrades	Other	3,165	618	212	219	225	232	239	246	380	391	403
11004	East Bay WSTHD San Pablo Pines	Construction	4,101	773	796	820	844	869					
All Projects		All Phases	8,359	1,391	1,008	2,131	1,069	1,101	239	246	380	391	403

Award Purpose:
Environmental Resources & Remediation


Award:
7000048-Mine Restorations

Lead Department:	Start Year:
Operations & Maintenance	FY 2031

Award Description

This project evaluates and implements long-term remedial solutions for two sites: former Penn Mine and Poison Lake, with the goal of restoring the Penn Mine site to pre-mir conditions.

Appropriations (\$ Thousands)			
Phase	Total	FY 2026	FY 2027
Planning	-	-	-
Design	-	-	-
Construction	-	-	-
Recurring	-	-	-
Other	-	-	-
Total	-	-	-



Projected Cash Flow (\$ Thousands)													
CIP ID	Project Title	Phase	Total	FY 2026	FY 2027	FY 2028	FY 2029	FY 2030	FY 2031	FY 2032	FY 2033	FY 2034	FY 2035
11119	Tailing Pond Investigation	Construction	23								10	7	7
11120	Bureau of Land Management (BLM) Cost Sharing, Poison	Construction	19						4	4	4	4	4
All Projects		All Phases	42						4	4	13	10	11

Award Purpose:
Environmental Resources & Remediation


Award:
7000240-Mokelumne River Hatchery

Lead Department:	Start Year:
Natural Resources	FY 2028

Award Description

Operation of the Mokelumne River Fish Hatchery requires compliance with agreements with regulatory agencies to maximize hatchery fish production, and to protect and enhance the natural in-river production of anadromous fish. This award includes capital upgrades and replacements of the main and ancillary hatchery facilities, in compliance with the Mokelumne River Fish Hatchery operation agreement with the California Department of Fish and Wildlife (CDFW). FY 2024 - FY 2025 work included completion of a new water supply system for the residences at the Hatchery for CDFW staff, planning and development for electrical system upgrades and a replacement of the raceway lift station to comply with the National Pollutant Discharge Elimination System (NPDES) permit, and a feasibility study for temperature control infrastructure at Camanche Dam to better manage the water pool. FY 2028 - FY 2035, work includes upgrades to the Hatchery electrical system including new generators and transfer switches, a new steelhead rearing building, replacement of the lift station to maintain compliance with regulatory permits. Another project includes planning and design of a temperature control device at Camanche Dam.

Appropriations (\$ Thousands)			
Phase	Total	FY 2026	FY 2027
Planning	-	-	-
Design	-	-	-
Construction	-	-	-
Recurring	-	-	-
Other	-	-	-
Total	-	-	-



Projected Cash Flow (\$ Thousands)													
CIP ID	Project Title	Phase	Total	FY 2026	FY 2027	FY 2028	FY 2029	FY 2030	FY 2031	FY 2032	FY 2033	FY 2034	FY 2035
11006	Mokelumne River Hatchery Upgrades	Construction	3,767				2,397	383	693	98	63	65	67
11007	Hatchery Residences	Construction	162								63	65	34
11220	Temperature Control Device	Planning	10,258			2,448	2,521	927	573	2,066	1,723		
11220	Temperature Control Device	Design	6,419					1,113	1,815	1,869	1,621		
All Projects		All Phases	20,606			2,448	4,918	2,423	3,081	4,034	3,471	130	101

Award Purpose:
Environmental Resources & Remediation

Award:
7000010-Mokelumne Watershed Management


Lead Department:
Natural Resources

Start Year:
FY 2026

Award Description

Watershed lands are managed to ensure public health and safety, environmental protection, and availability of a clean water supply for customers. Work is prioritized in accordance with the Mokelumne Watershed Master Plan, Rangeland Management Plan, Fire Management Plan, and regulatory requirements. Projects include upgrades that address regulatory, safety, and water quality concerns, as well as improvements to grazing allotments, fencing, fire roads, watershed trails, and other watershed infrastructure. FY 2025 work included the purchase of replacement regulatory-required buoys for Pardee Reservoir and watershed patrol radios. FY 2026 - FY 2035 work includes watershed boundary fencing, improvements to grazing allotments, and roads within the watershed.

Appropriations (\$ Thousands)			
Phase	Total	FY 2026	FY 2027
Planning	-	-	-
Design	-	-	-
Construction	297	297	-
Recurring	-	-	-
Other	-	-	-
Total	297	297	-



Projected Cash Flow (\$ Thousands)													
CIP ID	Project Title	Phase	Total	FY 2026	FY 2027	FY 2028	FY 2029	FY 2030	FY 2031	FY 2032	FY 2033	FY 2034	FY 2035
11010	Mokelumne Safety/Regulations	Construction	1,572	103	106	109	113	116	119	123	253	261	269
	All Projects	All Phases	1,572	103	106	109	113	116	119	123	253	261	269

Award Purpose:
Environmental Resources & Remediation

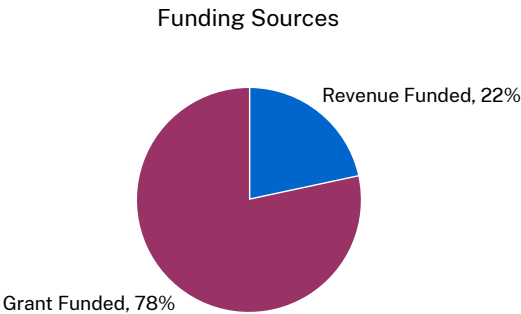
Award:
7000070-River and Watershed

Lead Department:	Start Year:
Natural Resources	FY 2026

Award Description

Natural resources management actions include implementation of habitat and species protections and enhancement measures, including those required from the East Bay L Conservation Plan, Safe Harbor Agreements, and compliance with the Voluntary Agreements Memorandum of Understanding (MOU), and associated grants with DWR and U. FY 2024 - FY 2025 work included the purchase of replacement river monitoring equipment, and implementation of habitat projects as part of the Healthy Rivers and Landscapes Program, including design of additional spawning habitats and floodplains, and installation of riparian diversion screens to protect migrating fish. Portions of this work were suppprtng by a California Department of Water Resources grant and a United States Bureau of Reclamation grant. FY 2026 - FY 2031 work includes continuing to implemer Healthy Rivers and Landscapes program, including new floodplain habitat for spawning anadramous fish, and new fish diversion screens. It also includes a fish passage improvement on an East Bay creek.

Appropriations (\$ Thousands)			
Phase	Total	FY 2026	FY 2027
Planning	-	-	-
Design	-	-	-
Construction	2,528	1,391	1,138
Recurring	582	582	-
Other	-	-	-
Total	3,110	1,972	1,138



Projected Cash Flow (\$ Thousands)													
CIP ID	Project Title	Phase	Total	FY 2026	FY 2027	FY 2028	FY 2029	FY 2030	FY 2031	FY 2032	FY 2033	FY 2034	FY 2035
11011	Habitat Conservation Plan Implementation	Construction	647								279	33	336
11012	River Monitoring Equipment	Construction	195								76	59	60
11013	Voluntary Agreement Restoration	Construction	1,128	52	530	546							
11014	Voluntary Agreements - Reimbursable California Department of Water Resources (DWR) Grant	Construction	6,566	979	1,432	2,568	1,294	174	119				
11015	Voluntary Agreements - Reimbursable United States Bureau of Reclamation (USBR) Grant	Design	571	412	159								
All Projects			9,108	1,442	2,122	3,114	1,294	174	119		355	91	396

Award Purpose:

Environmental Resources & Remediation

Award:

7000042-Trench Soils Management

Lead Department:

Maintenance & Construction

Start Year:


FY 2026

Award Description

This project is necessary to ensure adequate capacity for ongoing and future operations at District Owned Storage Sites (DOSS), continued regulatory compliance, and cost-effective and sustainable practices to manage trench soils. Trench soils are generally stockpiled for future reuse or disposal at three DOSS: Briones in Orinda, Miller Road in Valley, and Amador in San Ramon. Trench soils production has been increasing under the Pipeline Rebuild Program. This project includes coordination between multiple stakeholders on the generation, management, and final end use of all trench soils, operation and regulatory compliance at the DOSS, and implementation of recommendations from the Trench Soils Management Plan (TSMP) to more efficiently and sustainably manage trench soils. Priorities during the five-year CIP include continuing ongoing efforts to implement TSMP recommendations, including evaluating long-term solutions for trench soils, management of the DOSS, implementing Board direction on trench soils, and continued compliance with regulations.

Appropriations (\$ Thousands)			
Phase	Total	FY 2026	FY 2027
Planning	955	584	371
Design	-	-	-
Construction	-	-	-
Recurring	16,586	7,924	8,662
Other	-	-	-
Total	17,541	8,508	9,034

Funding Sources



Revenue Funded, 100%

Projected Cash Flow (\$ Thousands)													
CIP ID	Project Title	Phase	Total	FY 2026	FY 2027	FY 2028	FY 2029	FY 2030	FY 2031	FY 2032	FY 2033	FY 2034	FY 2035
11168	Trench Soils Removal	Planning	3,663	430	318	328	338	348	358	369	380	391	403
11168	Trench Soils Removal	Construction	103,550	6,536	7,233	9,961	10,004	10,793	11,117	11,451	11,794	12,148	12,512
11169	District-Owned Storage Site Management	Planning	813	155	53	55	56	58	179	61	63	65	67
11169	District-Owned Storage Site Management	Construction	15,905	1,387	1,429	1,472	1,516	1,562	1,608	1,657	1,706	1,758	1,810
All Projects			123,931	8,508	9,034	11,816	11,914	12,761	13,263	13,538	13,944	14,362	14,793

Award Purpose:
Environmental Resources & Remediation

Award:
7000074-Upcountry Wastewater Treatment Improvements


Lead Department:
Engineering & Construction

Start Year:
FY 2026

Award Description

Upcountry Wastewater Treatment Improvements includes improvements to upcountry collection systems and wastewater treatment facilities. Major projects include the Car South Shore Recreational Area Wastewater Collection System Improvements project and the Camanche North Shore Recreational Area, Pardee Recreational Area, and Pard Center Wastewater Collection System Improvements project. FY 2024 - FY 2025 work included design of the Camanche South Shore Recreational Area Wastewater Collecti System Improvements project. FY 2026 - FY 2027 work includes design and construction of the Camanche South Shore Recreational Area Wastewater Collection System Improvements project. FY 2028 - FY 2035 work includes construction of the Camanche South Shore Recreational Area Wastewater Collection System Improvements project the Camanche North Shore Recreational Area, Pardee Recreational Area, and Pardee Center Wastewater Collection System Improvements project.

Appropriations (\$ Thousands)			
Phase	Total	FY 2026	FY 2027
Planning	-	-	-
Design	-	-	-
Construction	-	-	-
Recurring	-	-	-
Other	-	-	-
Total	-	-	-



Projected Cash Flow (\$ Thousands)													
CIP ID	Project Title	Phase	Total	FY 2026	FY 2027	FY 2028	FY 2029	FY 2030	FY 2031	FY 2032	FY 2033	FY 2034	FY 2035
11225	Camanche South Shore Standard Service Collection System Improvement Project	Design	824	824									
11225	Camanche South Shore Standard Service Collection System Improvement Project	Construction	6,825		2,551	4,274							
11226	CANS, PACT, and PARA Coll System Improv	Planning	150			74	76						
11226	CANS, PACT, and PARA Coll System Improv	Design	1,177					580	597				
11226	CANS, PACT, and PARA Coll System Improv	Construction	6,242							3,075	3,167		
All Projects		All Phases	15,217	824	2,551	4,347	76	580	597	3,075	3,167		

Award Purpose:
New Business Infrastructure

Award:
7000015-Hydrants Installed by District Forces


Lead Department:
Engineering & Construction

Start Year:
FY 2026

Award Description

This is a recurring project to install new hydrants in the service area. Most requests for new hydrants come from fire districts or developers. Development activity has been s recent years, with a corresponding increase in the number of hydrants installed. In FY 2025 - FY 2029 plans expect approximately 50 hydrants per year to be installed.

Appropriations (\$ Thousands)			
Phase	Total	FY 2026	FY 2027
Planning	-	-	-
Design	-	-	-
Construction	3,136	1,545	1,591
Recurring	-	-	-
Other	-	-	-
Total	3,136	1,545	1,591



Projected Cash Flow (\$ Thousands)													
CIP ID	Project Title	Phase	Total	FY 2026	FY 2027	FY 2028	FY 2029	FY 2030	FY 2031	FY 2032	FY 2033	FY 2034	FY 2035
11384	Hydrants Installed by District Forces	Construction	17,712	1,545	1,591	1,639	1,688	1,739	1,791	1,845	1,900	1,957	2,016
	All Projects	All Phases	17,712	1,545	1,591	1,639	1,688	1,739	1,791	1,845	1,900	1,957	2,016

Award Purpose:
New Business Infrastructure

Award:
7000014-New Service Installations


Lead Department:
Engineering & Construction

Start Year:
FY 2026

Award Description

This is an ongoing project to install new water services. Services include taps on the main, laterals, and meter sets. Work consists of adding services due to system expansion, urban in-fill projects, and excludes the replacement of existing services or service laterals. The need for installing new services continues to increase as housing development trends have elevated demand. In FY 2025 - FY 2029, approximately 700 new services expected to be installed annually.

Appropriations (\$ Thousands)			
Phase	Total	FY 2026	FY 2027
Planning	-	-	-
Design	-	-	-
Construction	32,304	15,914	16,391
Recurring	-	-	-
Other	-	-	-
Total	32,304	15,914	16,391



Projected Cash Flow (\$ Thousands)													
CIP ID	Project Title	Phase	Total	FY 2026	FY 2027	FY 2028	FY 2029	FY 2030	FY 2031	FY 2032	FY 2033	FY 2034	FY 2035
11383	New Service Installations	Construction	182,430	15,914	16,391	16,883	17,389	17,911	18,448	19,002	19,572	20,159	20,764
	All Projects	All Phases	182,430	15,914	16,391	16,883	17,389	17,911	18,448	19,002	19,572	20,159	20,764

Award Purpose:
New Business Infrastructure

Award:
7000005-Pipeline System Extensions


Lead Department:
Engineering & Construction

Start Year:
FY 2026

Award Description

This ongoing project establishes additional pipeline to serve new customers via Applicant Extension Agreements. Annual workload is estimated from projections of land development activity and recent trends outlined in Water Service Estimates from the New Business Office. FY 2025 - FY 2029 work will include approximately 5-6 miles per system extensions.

Appropriations (\$ Thousands)			
Phase	Total	FY 2026	FY 2027
Planning	-	-	-
Design	2,154	1,061	1,093
Construction	-	-	-
Recurring	19,383	9,548	9,835
Other	-	-	-
Total	21,536	10,609	10,927



Projected Cash Flow (\$ Thousands)													
CIP ID	Project Title	Phase	Total	FY 2026	FY 2027	FY 2028	FY 2029	FY 2030	FY 2031	FY 2032	FY 2033	FY 2034	FY 2035
11379	System Extensions	Design	12,162	1,061	1,093	1,126	1,159	1,194	1,230	1,267	1,305	1,344	1,384
11379	System Extensions	Construction	109,458	9,548	9,835	10,130	10,433	10,746	11,069	11,401	11,743	12,095	12,458
	All Projects	All Phases	121,620	10,609	10,927	11,255	11,593	11,941	12,299	12,668	13,048	13,439	13,842

Award Purpose:
Pipelines - Distribution System

Award:
7000164-Annual Appurtenance Work


Lead Department:
Maintenance & Construction

Start Year:
FY 2026

Award Description

This ongoing project will replace distribution system isolation valves, blow-off assemblies, air valves and other appurtenances that have reached the end of their useful lives longer meet current installation practices. The goal is to inspect and operate 10 percent of distribution valves annually. The Large Valve Master Plan has identified a number of appurtenances that need to be upgraded to ensure system reliability. Due to increased funding within cities and counties for paving restoration and street reconstruction, gas pots upgraded in FY 2024 - FY 2025, and will continue into FY 2026 - FY 2027. These upgrades improve access during emergency and routine valve operation, and while performing maintenance activities.

Appropriations (\$ Thousands)			
Phase	Total	FY 2026	FY 2027
Planning	-	-	-
Design	-	-	-
Construction	-	-	-
Recurring	1,550	750	800
Other	-	-	-
Total	1,550	750	800



Projected Cash Flow (\$ Thousands)													
CIP ID	Project Title	Phase	Total	FY 2026	FY 2027	FY 2028	FY 2029	FY 2030	FY 2031	FY 2032	FY 2033	FY 2034	FY 2035
11117	Appurtenance Work	Construction	20,761	1,648	1,697	1,858	1,913	2,029	2,090	2,214	2,280	2,479	2,553
	All Projects	All Phases	20,761	1,648	1,697	1,858	1,913	2,029	2,090	2,214	2,280	2,479	2,553

Award Purpose:
Pipelines - Distribution System

Award:
7000030-Distribution System Cathodic Protection


Lead Department:
Engineering & Construction

Start Year:
FY 2026

Award Description

This recurring project repairs and replaces cathodic protection units for Mortar Lined & Coated Steel (ML&CS) or Mortar Lined & Plastic-Coated Steel (ML&PCS) distribution mains. The ML&PCS pipelines are protected by approximately 1,300 galvanic anode systems, which total 3,000 individual anodes. The ML&CS pipelines are protected by approximately 60 impressed current Cathodic Protection System (CPS). FY 2025 work included the formation of a 4-person crew for the Copper Lateral Cathodic Protection Program, and work began in Richmond and Hercules. FY 2026 - FY 2035 work includes improving approximately 40 galvanic anode test stations annually, 20 CPS biannually eventually installing approximately 4,400 zinc anodes annually for the Copper Lateral Cathodic Protection Program.

Appropriations (\$ Thousands)			
Phase	Total	FY 2026	FY 2027
Planning	-	-	-
Design	350	172	178
Construction	-	-	-
Recurring	1,739	727	1,012
Other	-	-	-
Total	2,089	899	1,189



Projected Cash Flow (\$ Thousands)													
CIP ID	Project Title	Phase	Total	FY 2026	FY 2027	FY 2028	FY 2029	FY 2030	FY 2031	FY 2032	FY 2033	FY 2034	FY 2035
11063	Distribution System Cathodic Protection	Design	4,782	417	430	443	456	470	484	498	513	529	543
11063	Distribution System Cathodic Protection	Construction	23,766	1,760	2,449	1,867	2,598	1,980	2,756	2,101	2,924	2,229	3,102
All Projects		All Phases	28,548	2,177	2,879	2,309	3,054	2,450	3,240	2,599	3,437	2,758	3,645

Award Purpose:
Pipelines - Distribution System

Award:
7000003-Pipeline Rebuild


Lead Department:
Engineering & Construction

Start Year:
FY 2026

Award Description

Pipeline Rebuild focuses on the continued replacement and renewal of distribution system pipelines that have reached the end of their useful life. This project is continuing to increase pipeline replacement rates and evaluate likelihood and consequence of failure factors to refine the prioritization of these replacements. Pipeline Rebuild plans to utilize condition assessment technologies and artificial intelligence risk models to verify if certain pipelines are ready for replacement. In FY 2026, Pipeline Rebuild has a replacement of 25 miles. The annual replacement mileage goal will increase to 27.5 miles in FY 2027 and 30 miles by FY 2029.

Appropriations (\$ Thousands)			
Phase	Total	FY 2026	FY 2027
Planning	-	-	-
Design	11,997	5,685	6,312
Construction	-	-	-
Recurring	201,831	94,738	107,093
Other	-	-	-
Total	213,828	100,423	113,405



Projected Cash Flow (\$ Thousands)													
CIP ID	Project Title	Phase	Total	FY 2026	FY 2027	FY 2028	FY 2029	FY 2030	FY 2031	FY 2032	FY 2033	FY 2034	FY 2035
11377	Infrastructure Renewal	Design	73,517	5,685	6,312	6,501	7,180	7,396	7,618	7,846	8,081	8,324	8,574
11377	Infrastructure Renewal	Construction	1,260,761	94,614	106,953	110,162	123,855	127,570	131,398	135,339	139,400	143,582	147,889
11378	Plant Inspection	Construction	1,650	124	140	144	162	167	172	177	182	188	194
All Projects		All Phases	1,335,928	100,423	113,405	116,807	131,197	135,133	139,187	143,363	147,664	152,093	156,656

Award Purpose:

Pipelines - Distribution System

Award:

7000006-Pipeline Relocations

Lead Department:

Engineering & Construction

Start Year:

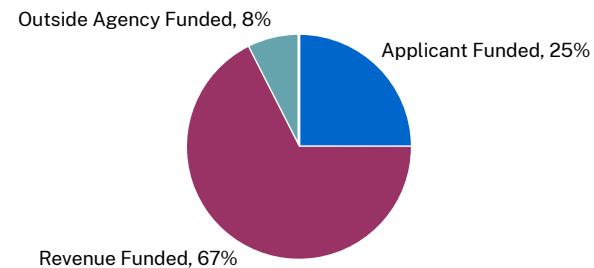
FY 2026

Award Description

This project relocates pipelines on an ongoing basis to accommodate projects from other agencies, such as roadway improvements, bridge replacements, or rail system expansions. The work is non-discretionary and complex forecasting is required due to the dependence on other agencies' schedules. The District obligated to commit financial resources to pipeline relocations originating from street improvement projects of most cities and counties. Costs for pipeline relocations driven by private applicants and agencies such as California Department of Transportation (Caltrans) and Bay Area Rapid Transit District (BART), are typically reimbursable. FY 2026 - FY 2030 anticipated work includes design and construction of approximately 1.5 miles of pipeline relocations per year, which includes 0.5 miles of reimbursable and 1.0 miles of non-reimbursable work.

Appropriations (\$ Thousands)			
Phase	Total	FY 2026	FY 2027
Planning	285	140	144
Design	1,415	697	718
Construction	-	-	-
Recurring	12,427	6,121	6,305
Other	-	-	-
Total	14,127	6,959	7,168

Funding Sources



Projected Cash Flow (\$ Thousands)

CIP ID	Project Title	Phase	Total	FY 2026	FY 2027	FY 2028	FY 2029	FY 2030	FY 2031	FY 2032	FY 2033	FY 2034	FY 2035
11381	Non-Reimbursable Relocations	Planning	1,311	114	118	121	125	129	133	137	141	145	149
11381	Non-Reimbursable Relocations	Design	6,553	572	589	606	625	643	663	683	703	724	746
11381	Non-Reimbursable Relocations	Construction	57,610	5,025	5,176	5,331	5,491	5,656	5,826	6,001	6,181	6,366	6,557
11382	Reimbursable Relocations Non-New Business Office	Planning	661	58	59	61	63	65	67	69	71	73	75
11382	Reimbursable Relocations Non-New Business Office	Design	3,283	286	295	304	313	322	332	342	352	363	374
11382	Reimbursable Relocations Non-New Business Office	Construction	28,811	2,513	2,589	2,666	2,746	2,829	2,913	3,001	3,091	3,184	3,279
11380	New Business Office Reimbursable	Planning	661	58	59	61	63	65	67	69	71	73	75
11380	New Business Office Reimbursable	Design	3,283	286	295	304	313	322	332	342	352	363	374
11380	New Business Office Reimbursable	Construction	28,811	2,513	2,589	2,666	2,746	2,829	2,913	3,001	3,091	3,184	3,279
All Projects			130,984	11,426	11,769	12,122	12,485	12,860	13,246	13,643	14,052	14,474	14,908

Award Purpose:
Pipelines - Distribution System

Award:
7000024-Pipeline System Improvements


Lead Department:
Engineering & Construction

Start Year:
FY 2026

Award Description

This is an ongoing effort focused on projects to improve water quality, system performance, capacity, reliability, and maintainability of the distribution system. FY 2024 - FY 2025 work included design for the replacement of the Central Reservoir in Oakland and Almond Reservoir in Castro Valley, as well as construction work at Danville Reservoir in Da. FY 2026 - FY 2030 work will continue to contribute to the remaining 1.5 miles of pipeline system improvements replacements previously identified.

Appropriations (\$ Thousands)			
Phase	Total	FY 2026	FY 2027
Planning	-	-	-
Design	151	75	77
Construction	-	-	-
Recurring	-	-	-
Other	-	-	-
Total	151	75	77



Projected Cash Flow (\$ Thousands)													
CIP ID	Project Title	Phase	Total	FY 2026	FY 2027	FY 2028	FY 2029	FY 2030	FY 2031	FY 2032	FY 2033	FY 2034	FY 2035
11087	System Improvements	Design	1,169	102	105	108	111	115	118	122	125	129	133
11301	Piedmont Pressure Zone Transmission Improvements	Design	399								399		
11301	Piedmont Pressure Zone Transmission Improvements	Construction	3,699									3,699	
All Projects		All Phases	5,267	102	105	108	111	115	118	122	524	3,828	133

Award Purpose:
Pipelines - Distribution System

Award:
7000041-Service Lateral Replacements


Lead Department:
Engineering & Construction

Start Year:
FY 2026

Award Description

This award manages all service lateral replacements for planned and unplanned replacements for all service lateral material types. FY 2026 - FY 2030 work includes replacement of approximately 1,200 planned and unplanned service lateral replacements per year.

Appropriations (\$ Thousands)			
Phase	Total	FY 2026	FY 2027
Planning	-	-	-
Design	-	-	-
Construction	-	-	-
Recurring	29,795	14,678	15,118
Other	-	-	-
Total	29,795	14,678	15,118



Projected Cash Flow (\$ Thousands)													
CIP ID	Project Title	Phase	Total	FY 2026	FY 2027	FY 2028	FY 2029	FY 2030	FY 2031	FY 2032	FY 2033	FY 2034	FY 2035
11386	Unplanned Service Replacements	Construction	168,261	14,678	15,118	15,571	16,039	16,520	17,015	17,526	18,051	18,593	19,151
	All Projects	All Phases	168,261	14,678	15,118	15,571	16,039	16,520	17,015	17,526	18,051	18,593	19,151

Award Purpose:
Pipelines - Transmission

Award:
7000043-Aqueduct Cathodic Protection


Lead Department:
Engineering & Construction

Start Year:
FY 2026

Award Description

This recurring project includes annual investigations and periodic renewal of the Mokelumne Aqueducts' 44 cathodic protection systems (CPS). These systems prevent the corrosion of steel pipelines that come into contact with soil and require periodic replacement of expendable components, such as anode beds and power supplies. FY 2024 - 2025 work includes site evaluations to determine the status of each CPS, prioritization of improvement projects, replacing obsolete and inefficient rectifier power supplies, and improving obsolete deep well anode beds. FY 2026 - FY 2035 work will continue to evaluate, repair, replace, and improve CPS as necessary to maintain aqueduct cathodic protection.

Appropriations (\$ Thousands)			
Phase	Total	FY 2026	FY 2027
Planning	-	-	-
Design	-	-	-
Construction	-	-	-
Recurring	-	-	-
Other	-	-	-
Total	-	-	-



Projected Cash Flow (\$ Thousands)													
CIP ID	Project Title	Phase	Total	FY 2026	FY 2027	FY 2028	FY 2029	FY 2030	FY 2031	FY 2032	FY 2033	FY 2034	FY 2035
11032	Aqueduct Cathodic Protection Station Improvements	Design	913	80	82	84	87	90	92	95	98	101	104
11032	Aqueduct Cathodic Protection Station Improvements	Construction	2,793	495		525		557		591		627	
All Projects		All Phases	3,706	574	82	609	87	646	92	686	98	727	104

Award Purpose:

Pipelines - Transmission

Award:

7000254-Large Diameter Pipelines

Lead Department:

Engineering & Construction

Start Year:

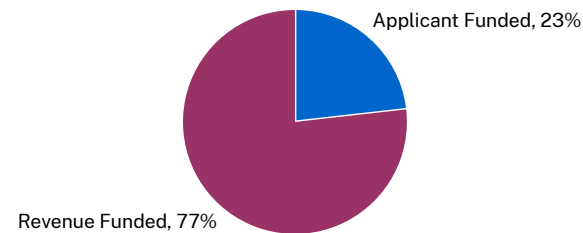
FY 2036

Award Description

Large diameter transmission pipelines form the backbone of the distribution system. This project replaces existing transmission pipelines that are at risk of failure and install transmission pipelines to improve the water system. FY 2024 - FY 2025 work included the completion of Oakland Inner Harbor Crossing and Wildcat El Cerrito pipeline construction. Completion of Summit PZ Phase 2A design anticipated for FY 2025. FY 2026 - FY 2030 work includes construction of Summit PZ Phase 2A; completion of design; construction of San Leandro Channel Crossing, Summit PZ Phase 2B, and Crockett Aqueduct Relocation; completion of design of South 54 Pipeline, Montana Pipeline, Summit Phase 3, and Summit PZ Phase 4; and start of design of Tidal Canal Crossing. Projects beyond FY 2030 include Tidal Canal Crossing, South 30 Pipeline Improvements, Sequoia Pipeline, Genoa Pipeline, Central PZ Pipelines, Crockett Pumping Plant Discharge Pipeline, Acalanes Aqueduct, and other replacement projects to be identified in the FY 2030 Large Diameter Pipeline Master Plan update.

Appropriations (\$ Thousands)			
Phase	Total	FY 2026	FY 2027
Planning	-	-	-
Design	4,182	4,182	-
Construction	-	-	-
Recurring	-	-	-
Other	-	-	-
Total	4,182	4,182	-

Funding Sources



Projected Cash Flow (\$ Thousands)

CIP ID	Project Title	Phase	Total	FY 2026	FY 2027	FY 2028	FY 2029	FY 2030	FY 2031	FY 2032	FY 2033	FY 2034	FY 2035
11330	Crockett Aqueduct Relocation	Design	4,182	2,060	2,122								
11330	Crockett Aqueduct Relocation	Construction	33,372			13,113	20,259						
11072	East 10th St, Hegenberger Rd and Summit Pressure Zone Transmission Phase 2A	Construction	3,526	936	2,590								
11070	Summit Pressure Zone Transmission Phase 2B	Design	836	412	424								
11070	Summit Pressure Zone Transmission Phase 2B	Construction	10,010				5,372	4,637					
11069	San Leandro Channel (Alameda Crossing 2)	Design	1,030	1,030									
11069	San Leandro Channel (Alameda Crossing 2)	Construction	20,924	936	10,359	9,629							
11331	Sequoia Aqueduct Pipeline	Design	7,603							2,460	2,534	2,610	
11331	Sequoia Aqueduct Pipeline	Construction	20,159										20,159
11333	Montana Pipeline	Design	1,771		430	885	456						
11333	Montana Pipeline	Construction	15,036						7,164	7,871			
11334	Summit Pressure Zone Transmission Phase 3	Design	929		265	382	281						
11335	Summit Pressure Zone Transmission Phase 4	Design	719	309	318	92							
11339	Tidal Canal (Alameda Crossing 3)	Design	3,225					1,043	1,075	1,107			
11341	Large Diameter Pipeline Master Plan	Planning	203						203				
11342	South 54 Pipeline	Design	3,683	1,545	1,591	546							
11342	South 54 Pipeline	Construction	34,585							2,460	16,468	15,657	
All Projects		All Phases	189,552	7,228	18,099	24,648	26,369	5,680	8,442	16,357	21,535	20,876	40,317

Award Purpose:
Pipelines - Transmission

Award:
7000055-Transmission Main Cathodic Protection


Lead Department:
Engineering & Construction

Start Year:
FY 2026

Award Description

This project will investigate and prioritize cathodic protection (CP) upgrades for transmission mains and large diameter pipelines and reconfigure obsolete CP systems. FY 2026 work will include CP improvements to 6 transmission pipeline CP systems - O'Hatch, Juana, Holmes, Russ Avenue, 4th Street and the 84-inch WCTP effluent pipeline. FY 2027 work will include CP improvements to 6 transmission pipeline CP systems - O'Hatch, Juana, Holmes, Russ Avenue, 4th Street and the 84-inch WCTP effluent pipeline.

Appropriations (\$ Thousands)			
Phase	Total	FY 2026	FY 2027
Planning	-	-	-
Design	160	79	81
Construction	2,162	-	2,162
Recurring	-	-	-
Other	-	-	-
Total	2,321	79	2,243



Projected Cash Flow (\$ Thousands)													
CIP ID	Project Title	Phase	Total	FY 2026	FY 2027	FY 2028	FY 2029	FY 2030	FY 2031	FY 2032	FY 2033	FY 2034	FY 2035
11104	Transmission Main Cathodic Protection Station	Design	1,749	153	157	162	167	172	177	182	188	193	199
11104	Transmission Main Cathodic Protection Station	Construction	4,194		743		788		836		887		941
All Projects		All Phases	5,943	153	900	162	955	172	1,013	182	1,074	193	1,140

Award Purpose:

Pressure Zone Studies

Award:

7000215-Distribution System Upgrades

Lead Department:

Engineering & Construction

Start Year:

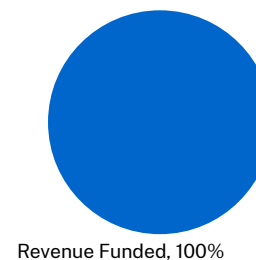
FY 2026

Award Description

This is an ongoing project to improve distribution system resilience, customer level of service, address maintenance issues, and meet regulatory requirements for pipeline construction. This project includes rezonings, service relocations, cultural resources support, and distribution system valve improvements. Rezonings are projects that rezone pipelines and customers to a higher pressure zone to improve level of service and water system operations. Projects come from a prioritized list of potential rezonings resulting from distribution system operational issues and/or verified customer complaints. Service relocations facilitate the abandonment of pipelines located in difficult to maintain rights-of-way. Cultural resources consultants provide on-call cultural and paleontological resource management support for planned and unplanned work, including site studies and unanticipated discoveries. The distribution system valve improvements include the design and installation of distribution system isolation valves based on the recommendations of the District System Valve Study to reduce the magnitude and duration of customer outages during pipeline shutdowns and improve distribution system resilience. FY 2024 - FY 2025 accomplishments include established standardized valve installation methods, developing a method to prioritize installations, piloting installation of approximately eight new valves, approximately 20 cultural and paleontological resource detailed investigations, five rezonings and five service relocations. Planned work for FY 2026 - FY 2030 includes plan design and installation of additional distribution valves, and completion of the Withers Reservoir Service Relocations and one or more rezoning.

Appropriations (\$ Thousands)			
Phase	Total	FY 2026	FY 2027
Planning	240	105	135
Design	332	163	168
Construction	-	-	-
Recurring	-	-	-
Other	-	-	-
Total	572	269	303

Funding Sources



Projected Cash Flow (\$ Thousands)													
CIP ID	Project Title	Phase	Total	FY 2026	FY 2027	FY 2028	FY 2029	FY 2030	FY 2031	FY 2032	FY 2033	FY 2034	FY 2035
11065	Cultural Resources	Planning	1,181	103	106	109	113	116	119	123	127	130	134
11064	Valve Improvements Project	Planning	2,174	127	202	208	214	220	227	234	241	248	255
11064	Valve Improvements Project	Design	5,077	443	456	470	484	498	513	529	545	561	578
11066	Withers Reservoir Service Relocations	Construction	146				146						
11343	Pressure Zone Rezonings	Planning	634	56	57	58	60	63	64	66	68	70	71
	All Projects	All Phases	9,213	728	821	845	1,016	897	924	952	980	1,010	1,039

Award Purpose:
Pressure Zone Studies

Award:
7000271-Miscellaneous Planning Studies


Lead Department:
Engineering & Construction

Start Year:
FY 2026

Award Description

This is an ongoing project to improve workflows and support decision-making for infrastructure planning and prioritization, and to optimize operations for energy, water quality, and emergency preparedness. This project includes Enterprise Hydraulic Modeling to develop and maintain hydraulic models and the Demand Study to maintain and update demand projections. In FY 2024 - FY 2025 accomplishments included ongoing administration of the hydraulic models and demand projections and completion of the Mid-Cycle Update of the 2050 Demand Study to support the 2025 Urban Water Management Plan. Planned work for FY 2026 - FY 2030 includes ongoing administration of the hydraulic models and demand projections, as-needed updates to the hydraulic models to account for system changes, and a major update to the demand projections as part of the 2060 Demand Study to account for recent and future development and water consumption trends and extend the projection by 10 years.

Appropriations (\$ Thousands)			
Phase	Total	FY 2026	FY 2027
Planning	3,530	15	3,515
Design	-	-	-
Construction	-	-	-
Recurring	-	-	-
Other	-	-	-
Total	3,530	15	3,515



Projected Cash Flow (\$ Thousands)													
CIP ID	Project Title	Phase	Total	FY 2026	FY 2027	FY 2028	FY 2029	FY 2030	FY 2031	FY 2032	FY 2033	FY 2034	FY 2035
11074	Enterprise Hydraulic Modeling	Planning	415	26	27	55	56	29	30	31	63	65	34
11075	Demand Study	Planning	3,429	22	416	1,193	552	455	25	26	282	429	28
All Projects		All Phases	3,844	48	443	1,248	609	484	55	57	345	494	62

Award Purpose:

Pressure Zone Studies

Award:

7000065-Pressure Zone Improvements

Lead Department:

Engineering & Construction

Start Year:

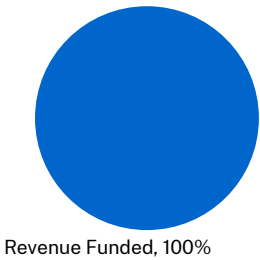
FY 2026

Award Description

This is an ongoing project to develop and prioritize infrastructure improvement recommendations to address pressure zone (PZ) operations. The project includes the Resilient Network Study and blueprints to improve the recovery of water service after a major seismic event by identifying locations for high reliability pipelines, the Collaborative Hol Pipeline Plan (CHPP) to develop a blueprint for each pressure zone to inform the selection and sizing of water distribution system pipelines and facilities, the Pumping Plant Criticality Study to determine the criticality of distribution pumping plants, and PZ Studies to recommend improvements to address pressure zone and regional operations. F - FY 2025 accomplishments included the East of Hills System Study (EOHSS) Lafayette WTP Facility Plan, completion of approximately 70 percent of the CHPP PZ blueprint, completion of the Resilient Network Study, completion of approximately 15 percent of Resilient Network blueprints, completion of the Swainland Reservoir planning study, a update to the Distribution System Master Plan. Planned work for FY 2026 - FY 2030 include completion of the EOHSS Alternative Supply Facility Plan, Maloney PZ Planning Lake Chabot Golf Course service relocation, Joaquin Miller Pumping Plant planning study, Lawrence Reservoir planning study, update to the Pumping Plant Criticality Study, the completion of the remaining 30 percent of the CHPP PZ blueprints and remaining 85 percent of the Resilient Network blueprints.

Appropriations (\$ Thousands)			
Phase	Total	FY 2026	FY 2027
Planning	-	-	-
Design	-	-	-
Construction	-	-	-
Recurring	-	-	-
Other	-	-	-
Total	-	-	-

Funding Sources



Projected Cash Flow (\$ Thousands)													
CIP ID	Project Title	Phase	Total	FY 2026	FY 2027	FY 2028	FY 2029	FY 2030	FY 2031	FY 2032	FY 2033	FY 2034	FY 2035
11090	CHPP	Planning	2,945	940	1,007	251	259	75	78	80	82	85	87
11093	Chabot Golf Course Service Relocation	Construction	563				563						
11092	Maloney Pressure Zone Improvements Planning Study	Planning	422	422									
11298	Summit Pressure Zone Study	Planning	242			119	123						
11299	Pumping Plant Criticality	Planning	249				123	127					
11300	New Pressure Zone Studies	Planning	1,181	103	106	109	113	116	119	123	127	130	134
All Projects		All Phases	5,602	1,466	1,113	480	1,180	318	197	203	209	215	222

Award Purpose:
Pressure Zone Studies

Award:
7000224-West of Hills Master Plan


Lead Department:
Engineering & Construction

Start Year:
FY 2028

Award Description

The West of Hills (WOH) Master Plan is a comprehensive regional plan that addresses water treatment plant storage and transmission capacity for the WOH area, focusing on Central, Aqueduct, and Upper San Leandro Pressure Zones. The WOH Master Plan recommended improvements at three water treatment plants, two pumping plants, five water storage reservoirs, and approximately 120,000 feet of transmission pipelines. In FY 2019, an additional project recommended to decommission the San Pablo Water Treatment Plant (WTP). The WOH Master Plan project includes completing the environmental documentation for the recommended improvements. Individual projects will be consolidated into several Environmental Impact Reports (EIR), Mitigated Negative Declarations (MND), and Notice of Exemptions (NOE). In FY 2024 – FY 2025, the Wildcat Pumping Plant (PP) MND and Sobrante Water Treatment Plant (WTP) EIR completed, and WOH Central Pipelines MND began. Planned work for FY 2026 - FY 2030 includes completing the WOH Central Pipelines MND and WOH Southern Pipelines EIR.

Appropriations (\$ Thousands)			
Phase	Total	FY 2026	FY 2027
Planning	59	59	-
Design	-	-	-
Construction	-	-	-
Recurring	-	-	-
Other	-	-	-
Total	59	59	-



Projected Cash Flow (\$ Thousands)													
CIP ID	Project Title	Phase	Total	FY 2026	FY 2027	FY 2028	FY 2029	FY 2030	FY 2031	FY 2032	FY 2033	FY 2034	FY 2035
11112	Sobrante Water Treatment Plant Improvements Environmental Impact Report	Planning	77	77									
11337	West of Hills Central Pipelines Environmental Impact Report	Planning	377	377									
11340	South 30 Pipeline Improvement	Planning	2,599			477	1,045	1,076					
All Projects		All Phases	3,053	454		477	1,045	1,076					

Award Purpose:
Process & System-Wide Improvements


Award:
7000200-HRIS Replacement

Lead Department:	Start Year:
Information Services	FY 2026

Award Description

The PeopleSoft Human Resources Information System (HRIS) is reaching the end of its useful life and support for the product is limited. Loss of support would increase the risk of failure of the District's human resources (HR) functions and make it difficult to implement required tax and regulatory updates. This project is a joint effort of the Information Systems, Human Resources and user departments to replace the HRIS system. The project will be delivered in two phases: Phase 1 will replace the Retirement System; Phase 2 will replace the Core HR functionality and retire the PeopleSoft system.

Appropriations (\$ Thousands)			
Phase	Total	FY 2026	FY 2027
Other	8,070	2,766	5,305
Total	8,070	2,766	5,305



Projected Cash Flow (\$ Thousands)													
CIP ID	Project Title	Phase	Total	FY 2026	FY 2027	FY 2028	FY 2029	FY 2030	FY 2031	FY 2032	FY 2033	FY 2034	FY 2035
11409	Human Resources Information System Core Software	Construction	13,534	2,766	5,305	5,464							
	All Projects	All Phases	13,534	2,766	5,305	5,464							

Award Purpose:

Process & System-Wide Improvements

Award:

New-Information Technology

Lead Department:

Information Services

Start Year:

FY 2026

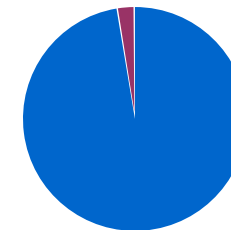
Award Description

In this budget cycle, the District has consolidated its information technology projects into a single capital allocation. A major focus of this initiative is enhancing the District's capabilities by migrating on-premise data center systems – including servers, storage, and applications – to the cloud. This transition builds upon existing cloud services and essential for infrastructure modernization, business continuity, and strengthening organizational security and resiliency. As the District expands its adoption of cloud service additional security layers will be implemented to protect systems, applications, and data. However, existing server and data storage equipment needs refreshed on an ongoing basis to keep up to date. Near-term software projects include continuing implementation of a modernized pension management system, upgrading payroll software, and a new maintenance management system. Additional technology improvements over the next 10 years include the implementation of a new core human resources system as well as customer information system.

Appropriations (\$ Thousands)			
Phase	Total	FY 2026	FY 2027
Planning	-	-	-
Design	-	-	-
Construction	3,417	1,560	1,856
Recurring	-	-	-
Other	11,839	5,543	6,296
Total	15,256	7,104	8,152

Funding Sources

Outside Agency Funded, 3%



Revenue Funded, 97%

Projected Cash Flow (\$ Thousands)

CIP ID	Project Title	Phase	Total	FY 2026	FY 2027	FY 2028	FY 2029	FY 2030	FY 2031	FY 2032	FY 2033	FY 2034	FY 2035
11173	Computerized Maintenance Management System Software	Construction	17,784	1,030	5,305	11,450							
11174	Human Resources Pension Software	Construction	1,648	1,648									
11175	Voiceover Internet Protocol (VoIP) Software	Construction	1,476	129	133	137	141	145	149	154	158	163	168
11397	Data Backup and Retention	Construction	779			119	152		143		160	204	
11398	Data Capture/Analysis and Traffic Management	Construction	769		79	239	89		100		263		
11399	Data Center Network Equipment Replacement	Construction	353		353								
11401	Cloud Infrastructure Services	Construction	1,560	1,030	530								
11402	Firewall Refresh	Construction	773	773									
11403	Network Switch, Router, and Wireless Replacement	Construction	1,670	244	169	179	101		214	348			415
11404	Server Equipment Replacement	Construction	3,027	258		492		209	418	369	1,013		269
11405	Storage Equipment Replacement	Construction	5,449	618	690	246	253	261	1,702	799	285	294	302
11406	Upcountry Microwave System Replacement	Construction	2,338	1,015									1,324
11407	Voice Services Migration to Cloud	Construction	735		506				228				
11408	Computer Information System Replacement	Construction	22,533			2,213	6,149	6,524	6,921	726			
11410	Payroll Software	Construction	1,478	1,478									
All Projects		All Phases	62,372	8,221	7,764	15,074	6,885	7,138	9,874	2,396	1,880	661	2,478

Award Purpose:
Process & System-Wide Improvements

Award:
7000029-Op/Net System Improvements


Lead Department:
Water Operations

Start Year:
FY 2026

Award Description

This project consists of ongoing component upgrades and replacements for the OP/NET System to ensure that it reliably and securely obtains water system information and process data to system operators, engineers, and planners. The OP/NET System includes the Security System, Supervisory Control and Data Acquisition (SCADA) system, wi and wireless communication networks, monitoring and control equipment at over 300 facilities, and distributed control systems (DCS) to provide operations staff with the ab control and monitor water production, treatment, distribution, hydroelectric power generation and field facilities. Hardware, software, and components need replacements ai upgrades to ensure reliability and security. In FY 2026 - FY 2027, the core SCADA system will get upgraded with new hardware and software to ensure up-to-date security ai features. As cybersecurity concern rises across the country, an up-to-date SCADA system assures the District will receive the latest patches to any vulnerabilities. In additioi SCADA display will also get updated to incorporate latest industry standards.

Appropriations (\$ Thousands)			
Phase	Total	FY 2026	FY 2027
Planning	-	-	-
Design	-	-	-
Construction	-	-	-
Recurring	2,050	650	1,400
Other	-	-	-
Total	2,050	650	1,400



Projected Cash Flow (\$ Thousands)													
CIP ID	Project Title	Phase	Total	FY 2026	FY 2027	FY 2028	FY 2029	FY 2030	FY 2031	FY 2032	FY 2033	FY 2034	FY 2035
11143	Supervisory Control and Data Acquisition System Upgrades	Construction	5,472	371	1,549	448	405	417	430	443	456	470	484
11144	Control System Improvements	Recurring	7,203	628	647	667	687	707	728	750	773	796	820
All Projects		All Phases	12,675	999	2,196	1,115	1,092	1,124	1,158	1,193	1,229	1,266	1,304

Award Purpose:
Process & System-Wide Improvements

Award:
7000165-Planned Meter Replacements


Lead Department:
Maintenance & Construction

Start Year:
FY 2026

Award Description

This ongoing project replaces water meters and meter boxes at the end of their useful lives, and replaces meters believed to be reading inaccurately. Currently, the District has a twenty-year meter replacement cycle plan. In FY 2024, approximately 10,751 residential meters, 869 small commercial meters, 87 large commercial meters and 102 fire service meters replaced.

Appropriations (\$ Thousands)			
Phase	Total	FY 2026	FY 2027
Planning	6,500	3,000	3,500
Design	-	-	-
Construction	-	-	-
Recurring	1,519	742	777
Other	-	-	-
Total	8,019	3,742	4,277



Projected Cash Flow (\$ Thousands)													
CIP ID	Project Title	Phase	Total	FY 2026	FY 2027	FY 2028	FY 2029	FY 2030	FY 2031	FY 2032	FY 2033	FY 2034	FY 2035
11394	Planned Meter Replacements	Construction	69,727	5,580	5,845	6,556	6,753	6,956	7,164	7,379	7,601	7,829	8,063
	All Projects	All Phases	69,727	5,580	5,845	6,556	6,753	6,956	7,164	7,379	7,601	7,829	8,063

Award Purpose:
Process & System-Wide Improvements

Award:
7000085-Security Improvements


Lead Department:
Engineering & Construction

Start Year:
FY 2026

Award Description

Security Improvements addresses physical security improvements to facilities. Major projects include the Adeline Maintenance Center Campus Security Improvements and Administration Building 1st-Floor Ballistics-Resistant Window System and Security Camera Upgrades. FY 2024 - FY 2025 work included the Administration Building Building Floor Ballistics-Resistant Window System and Security Camera Upgrades, as well as on-going operational security improvements, security consultant design support, and America Water Infrastructure Act reporting. FY 2026 - FY 2027 work includes planning improvements for aqueduct facilities, design of the Adeline Maintenance Center Campus Security Improvements Phase II and water treatment plant security improvements, and construction of the Adeline Maintenance Center Campus Security Improvements Phase I, as well as on-going operational security improvements and security consultant design support. FY 2028 - FY 2035 work includes planning and design for the Administration Building Long Term Security Improvements, South Area Service Center Service Center Security Improvements, Casteneda Yard Service Center Security Improvements, Aqueduct Watershed Facilities, Distribution Facilities, Upcountry Facilities, and Water Treatment Plant Facilities, construction of the Adeline Maintenance Center Campus Security Improvements II, as well as on-going operational security improvements, security consultant design support, and America Water Infrastructure Act reporting.

Appropriations (\$ Thousands)			
Phase	Total	FY 2026	FY 2027
Planning	-	-	-
Design	-	-	-
Construction	-	-	-
Recurring	-	-	-
Other	-	-	-
Total	-	-	-



Projected Cash Flow (\$ Thousands)													
CIP ID	Project Title	Phase	Total	FY 2026	FY 2027	FY 2028	FY 2029	FY 2030	FY 2031	FY 2032	FY 2033	FY 2034	FY 2035
11233	Security	Planning	762	133	71	27	100	77	119	59		87	89
11233	Security	Design	5,915	1,044	1,235	617	682	298	307	400	754	342	235
11233	Security	Construction	20,647	1,801	3,358	5,731	4,448	987	881	98	101	1,320	1,920
All Projects		All Phases	27,323	2,978	4,665	6,375	5,230	1,362	1,307	557	855	1,749	2,244

Award Purpose:

Process & System-Wide Improvements

Award:

7000325-Water Loss Control

Lead Department:

Maintenance & Construction

Start Year:


FY 2026

Award Description

This project supports compliance associated with California Senate Bill 555, Water Loss Management. The project is composed of activities to reduce apparent and real water losses through meter replacement, leak detection, and pressure management. Previous accomplishments included doubling the size of the automated acoustic leak detection network, meeting the key performance indicator for the infrastructure leakage index, completion of a Metering Improvements Plan, and commencement of the first water loss master plan. Planned work in FY 2026 - FY 2028 includes completion of the design phases of improvements to flow meters for water treatment plants and large customers, completion of the water loss control master plan, completion of two manual leak detection surveys, and annual verification of water treatment plant flow rates to improve the accuracy of the water audit. Planned work in FY 2029 - FY 2035 includes completion of construction of improvements to flow meters for additional large customers and compliance with the State Water Resources Control Board's regulatory limit for water loss.

Appropriations (\$ Thousands)			
Phase	Total	FY 2026	FY 2027
Planning	203	100	103
Design	-	-	-
Construction	-	-	-
Recurring	6,400	2,750	3,650
Other	-	-	-
Total	6,603	2,850	3,753

Funding Sources



Revenue Funded, 100%

Projected Cash Flow (\$ Thousands)

CIP ID	Project Title	Phase	Total	FY 2026	FY 2027	FY 2028	FY 2029	FY 2030	FY 2031	FY 2032	FY 2033	FY 2034	FY 2035
11170	Water Treatment Plant, Effluent Meter, and Rate Control Station Improvements	Planning	929		57		182	690					
11170	Water Treatment Plant, Effluent Meter, and Rate Control Station Improvements	Design	591			591							
11170	Water Treatment Plant, Effluent Meter, and Rate Control Station Improvements	Construction	17,459	3,285	4,830	3,676	707	763	2,068	2,130			
11171	Water Loss Control Project	Planning	1,960	155	159	251	169	174	179	184	291	196	202
11171	Water Loss Control Project	Construction	21,944	766	844	795	3,553	3,660	2,525	2,601	2,679	2,227	2,294
All Projects		All Phases	42,884	4,205	5,891	5,314	4,611	5,286	4,773	4,916	2,970	2,423	2,495

Award Purpose:

Pumping Plants

Award:

7000033-Pumping Plant Rehabilitation

Lead Department:

Engineering & Construction


Start Year:

FY 2036

Award Description

The Distribution Pumping Plant Infrastructure Rehabilitation Plan (IRP), updated in 2024, identifies the highest priority pumping plants (PP) for rehabilitation, replacement, or demolition. In FY 2025, construction contracts were awarded for the replacement of Crest, Hill Mutual, Ridgewood and Fay Hill PPs. FY 2026 - FY 2030 work includes planning, design, and/or construction at 27 of the 130 distribution PPs, including: Westside, Encinal, Madrone, Palo Seco, Fay Hill, Ridgewood, Crest, Hill Mutual, Bryant PP Power Reliability, Montclair, Proctor, Dos Osos, Summit West, Aqueduct, Berryman West, Castenada, Welle, Rolph, Fontaine, Larkey, Los Altos, Crockett, Valory, Summit North, Dona Pearl, and Stott PPs. New facilities that include planning, design, and/or construction work in FY 2026 - FY 2030 include Happy Valley, Sunnyside, Wildcat, Tice, and Withers. In FY 2030 - FY 2035 work will begin at the existing Quarry, Bryant No. 1 and 2 Pumping Plants.

Appropriations (\$ Thousands)			
Phase	Total	FY 2026	FY 2027
Planning	2,422	2,222	201
Design	6,789	4,028	2,761
Construction	14	14	-
Recurring	-	-	-
Other	-	-	-
Total	9,226	6,264	2,962



Projected Cash Flow (\$ Thousands)													
CIP ID	Project Title	Phase	Total	FY 2026	FY 2027	FY 2028	FY 2029	FY 2030	FY 2031	FY 2032	FY 2033	FY 2034	FY 2035
11164	Happy Valley and Sunnyside Pumping Plants, and Happy Valley Pipelines Phase 2 Improvements	Construction	24	24									
11094	Welle Reservoir Replacement, Rolph and Welle Pumping Plant and Rolph Reservoir Demo	Planning	825	825									
11094	Welle Reservoir Replacement, Rolph and Welle Pumping Plant and Rolph Reservoir Demo	Design	3,793			1,290	1,233	1,270					
11094	Welle Reservoir Replacement, Rolph and Welle Pumping Plant and Rolph Reservoir Demo	Construction	28,641						4,146	14,233	10,262		
11293	Fontaine Pumping Plant Relocation	Design	4,416		1,516	2,900							
11293	Fontaine Pumping Plant Relocation	Construction	4,042										4,042
11158	Valory Pumping Plant Rehabilitation	Planning	981	240	741								
11158	Valory Pumping Plant Rehabilitation	Design	1,872			643	1,229						
11162	Madrone and Palo Seco Pumping Plants	Construction	2,692	2,575	117								
11166	Westside Pumping Plant Relocation, Encinal Regulator Installation, Encinal Reservoir and Pumping Plant Demolition	Construction	14,114	4,566	4,703	4,844							
11165	Fay Hill, Rheem, and Scenic East Pumping Plants; Fay Hill Reservoir and Pipeline; Ridgewood Regulator, Pumping Plant, and Pressure Tank	Construction	24,225	13,281	10,944								
11157	Pumping Plant Facility Assessment	Planning	727	184		48		207		55		233	
11271	Bryant Pumping Plant Power Reliability/Lafayette Reliability Improvements	Design	2,575	2,575									
11271	Bryant Pumping Plant Power Reliability/Lafayette Reliability Improvements	Construction	48,272			4,778	16,026	17,291	10,177				
11161	Wildcat Pumping Plant	Design	2,730	2,730									
11161	Wildcat Pumping Plant	Construction	23,161				4,470	9,208	9,484				

Projected Cash Flow (\$ Thousands)													
CIP ID	Project Title	Phase	Total	FY 2026	FY 2027	FY 2028	FY 2029	FY 2030	FY 2031	FY 2032	FY 2033	FY 2034	FY 2035
11163	Castenada Pumping Plant Standby Generator	Planning	523	523									
11163	Castenada Pumping Plant Standby Generator	Design	1,391	201	691	498							
11163	Castenada Pumping Plant Standby Generator	Construction	10,161			489	4,907	4,765					
11272	Summit West, Berryman West, and Aqueduct Pumping Plant Rehabilitation	Design	2,016	692	1,324								
11272	Summit West, Berryman West, and Aqueduct Pumping Plant Rehabilitation	Construction	17,830						3,482	14,348			
11276	Larkey Pumping Plant	Design	1,706	586	1,120								
11276	Larkey Pumping Plant	Construction	18,199						3,555	14,645			
11278	Summit North Pumping Plant Rehabilitation	Planning	173			173							
11279	Stott Pumping Plant	Planning	85						85				
11279	Stott Pumping Plant	Design	1,154								396	758	
11279	Stott Pumping Plant	Construction	924										924
11280	Pearl Pumping Plant	Planning	85						85				
11281	Quarry Pumping Plant	Planning	88						88				
11281	Quarry Pumping Plant	Design	1,217								418	800	
11281	Quarry Pumping Plant	Construction	1,499										1,499
11282	Tice Pumping Plant	Planning	192						192				
11283	Withers Pumping Plant	Planning	175			175							
11284	Donald Pumping Plant	Planning	45	22	23								
11284	Donald Pumping Plant	Design	2,024				695	1,329					
11284	Donald Pumping Plant	Construction	3,555										3,555
11286	Castle Hill Pumping Plant	Planning	90						90				

Projected Cash Flow (\$ Thousands)													
CIP ID	Project Title	Phase	Total	FY 2026	FY 2027	FY 2028	FY 2029	FY 2030	FY 2031	FY 2032	FY 2033	FY 2034	FY 2035
11287	Los Altos Pumping Plant	Planning	379	379									
11287	Los Altos Pumping Plant	Design	2,094			719	1,375						
11292	Crockett Pumping Plant Improvements	Planning	645		318	327							
11292	Crockett Pumping Plant Improvements	Design	1,965				675	1,290					
11294	Joaquin Miller Pumping Plant Landslide Repair and Access Road	Design	41	41									
11294	Joaquin Miller Pumping Plant Landslide Repair and Access Road	Construction	568				568						
11295	Joaquin Miller Pumping Plant	Planning	168	168									
11296	Navallier Pumping Plant Demolition	Design	27		27								
All Projects			232,679	30,093	21,524	16,884	31,179	35,360	31,471	43,280	11,077	1,790	10,021

Award Purpose:

Raw Water System

Award:

7000185-Mokelumne Aqueduct Number 2 & 3 Relining

Lead Department:

Engineering & Construction

Start Year:


FY 2026

Award Description

The Mokelumne Aqueduct System consists of three large diameter pipelines that convey untreated water to the District's Water Treatment Plants. This project will replace the deteriorated cement mortar lining (CML) in Mokelumne Aqueducts No. 2 (MOK2) and No. 3 (MOK3) to protect the steel pipelines from internal corrosion. Inspections of the Mokelumne Delta reach revealed that 10 miles of the CML in MOK2 and MOK3 need replacement. Inspections of MOK2 indicate that 65 miles of the below ground pipeline reaches also require CML replacement. Prior to relining, it is necessary to design and construct raw water treatment facilities to minimize corrosion. FY 2026 - FY 2027 anticipated work includes construction of 1.5 miles of above ground MOK2 relining, researching new cement mortar lining mix designs, beginning construction of the Pardee Chemical Improvements, and beginning design of the above ground MOK3 relining. FY 2027 - FY 2029 anticipated work includes completing the design of the above ground MOK3 relining and completing construction of the Pardee Chemical Improvements.

Appropriations (\$ Thousands)			
Phase	Total	FY 2026	FY 2027
Planning	-	-	-
Design	389	210	179
Construction	52,174	52,174	-
Recurring	-	-	-
Other	-	-	-
Total	52,563	52,384	179

Funding Sources



Revenue Funded, 100%

Projected Cash Flow (\$ Thousands)

CIP ID	Project Title	Phase	Total	FY 2026	FY 2027	FY 2028	FY 2029	FY 2030	FY 2031	FY 2032	FY 2033	FY 2034	FY 2035
11078	Pardee Chemical Improvements	Construction	76,561	7,923	17,536	18,112	22,487	10,503					
11076	Cement Mortar Lining Studies	Design	54	54									
11077	Mokelumne Aqueduct No. 2 Lining Replacement	Construction	7,698	3,792	3,906								
11327	Mokelumne Aqueduct No. 3 Lining Replacement	Design	1,306	255	263	388	400						
11327	Mokelumne Aqueduct No. 3 Lining Replacement	Construction	33,574					2,319	28,796	2,460			
11328	Mokelumne Aqueduct No. 2 Future Lining Replacement	Design	2,317					358	369	380	391	403	415
All Projects		All Phases	121,510	12,024	21,704	18,500	22,887	13,180	29,165	2,840	391	403	415

Award Purpose:
Raw Water System

Award:
7000155-Mokelumne Aqueducts Recoating


Lead Department:
Engineering & Construction

Start Year:
FY 2026

Award Description

This project continues the ongoing removal of existing lead-based paint and recoating above-ground sections of the Mokelumne Aqueducts in the Delta. The work typically takes place during the dry summer season and temporarily shuts down during the wet and cooler winter. FY 2024 - 2025 work included completing recoating work at 22 sites for Aqueduct No. 1 - Phase 13 of the Mokelumne Aqueduct Recoating Project. FY 2026 - FY 2028 work will include recoating the remaining 35 sites for Aqueduct No. 1 - Phase 1: the Mokelumne Aqueduct Recoating Project.

Appropriations (\$ Thousands)			
Phase	Total	FY 2026	FY 2027
Planning	-	-	-
Design	-	-	-
Construction	-	-	-
Recurring	-	-	-
Other	-	-	-
Total	-	-	-



Projected Cash Flow (\$ Thousands)													
CIP ID	Project Title	Phase	Total	FY 2026	FY 2027	FY 2028	FY 2029	FY 2030	FY 2031	FY 2032	FY 2033	FY 2034	FY 2035
11079	Mokelumne Aqueduct No. 1 Recoating Phase 13	Construction	14,989	6,288	6,477	2,224							
	All Projects	All Phases	14,989	6,288	6,477	2,224							

Award Purpose:
Raw Water System

Award:
7000045-Raw Water Aqueduct Improvements


Lead Department:
Water Operations

Start Year:
FY 2026

Award Description

This project provides infrastructure improvements to facilitate the safe and reliable operation of the raw water aqueducts and wasteways, pumping plants, terminal reservoir facilities, three service yards and over 100 miles of right of way. In FY 2026 - FY 2032, plans include improvements, repair, and capital replacements of facilities such as pipe pumping plants, and wasteways; service yards; fences, gates, and structures along the right-of-way; outlet towers and associated appurtenances, spillways, drains; and support equipment/materials to extend the useful life of these facilities. This project also provides for improvements to the Delta levees for the protection of the Mokelumne Aqueduct. District works collaboratively with the Reclamation Districts on these projects.

Appropriations (\$ Thousands)			
Phase	Total	FY 2026	FY 2027
Planning	-	-	-
Design	-	-	-
Construction	13,487	13,487	-
Recurring	-	-	-
Other	-	-	-
Total	13,487	13,487	-



Projected Cash Flow (\$ Thousands)													
CIP ID	Project Title	Phase	Total	FY 2026	FY 2027	FY 2028	FY 2029	FY 2030	FY 2031	FY 2032	FY 2033	FY 2034	FY 2035
11126	Mokelumne Aqueduct Secondary Levees	Construction	3,404	258	265	273	281	290	299	400	412	457	470
11127	Freeport Region Water Authority	Construction	8,265	721	743	765	788	811	836	861	887	913	941
11125	Rehabilitation Aqueduct Facilities	Construction	1,818	309	318	328	113	116	119	123	127	130	134
11125	Rehabilitation Aqueduct Facilities	Other	3,468				411	429	436	458	671	534	529
All Projects		All Phases	16,955	1,288	1,326	1,366	1,593	1,647	1,690	1,842	2,096	2,034	2,075

Award Purpose:

Raw Water System

Award:

New-Raw Water Facilities

Lead Department:

Engineering & Construction

Start Year:


FY 2026

Award Description

Raw Water Facilities includes the rehabilitation of and improvements to non-pipeline facilities in the raw water system, including pumping plants, chemical systems, and various upcountry facilities. This is a new award, created in the current budget cycle by removing non-pipeline projects from the Raw Water Infrastructure award (7000061) and placing them in this award. FY 2024 – FY 2025 work included the planning and design for the Pardee Power Line Upsizing project that will improve the safety of the power system near Pardee Dam and upgrade the system to meet future power demands. FY 2026 - FY 2027 work includes construction of the Pardee Power Line Upsizing project, a planning study to identify recommended improvements to rehabilitate Moraga Raw Water Pumping Plant (RWPP) and Walnut Creek RWPP No. 3, and the planning and start of design of improvements to FSCC chemical facilities. FY 2028 - FY 2035 work includes design and construction of improvements to rehabilitate Moraga RWPP, planning of Walnut Creek RWPP No. 3 improvements, and the planning of Mokelumne Aqueducts Wasteways Rehabilitation and Upgrades.

Appropriations (\$ Thousands)			
Phase	Total	FY 2026	FY 2027
Planning	4,057	4,057	-
Design	381	103	278
Construction	11,638	11,638	-
Recurring	-	-	-
Other	-	-	-
Total	16,077	15,798	278

Funding Sources



Revenue Funded, 100%

Projected Cash Flow (\$ Thousands)

CIP ID	Project Title	Phase	Total	FY 2026	FY 2027	FY 2028	FY 2029	FY 2030	FY 2031	FY 2032	FY 2033	FY 2034	FY 2035
11255	Walnut Creek Raw Water Pumping Plant No. 3 Rehabilitation and Upgrades	Planning	3,826	1,015	1,671						1,140		
11255	Walnut Creek Raw Water Pumping Plant No. 3 Rehabilitation and Upgrades	Design	2,446			1,205	1,241						
11255	Walnut Creek Raw Water Pumping Plant No. 3 Rehabilitation and Upgrades	Construction	15,914					3,804	3,918	4,036	4,157		
11256	Pardee Power Line Upsizing	Design	103	103									
11256	Pardee Power Line Upsizing	Construction	11,638	2,789	6,174	2,675							
11138	Folsom South Canal Connection Facility Chemical Improvements	Planning	232	232									
11138	Folsom South Canal Connection Facility Chemical Improvements	Design	565		278	287							
11138	Folsom South Canal Connection Facility Chemical Improvements	Construction	3,024										3,024
11266	Wasteways Rehabilitation and Upgrades	Planning	1,123								545	578	
All Projects		All Phases	38,870	4,139	8,123	4,166	1,241	3,804	3,918	4,036	5,841	578	3,024

Award Purpose:

Raw Water System

Award:

7000061-Raw Water Infrastructure

Lead Department:

Engineering & Construction

Start Year:

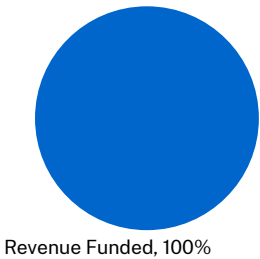
FY 2026

Award Description

This project consists of evaluating and improving the pipeline related projects in the untreated raw water system to reliably meet operational requirements. FY 2026 - FY 2027 includes the following: completing the FY 2026 Mokelumne Aqueduct No. 1 settlement survey, completing the Lafayette Aqueduct No. 1 relining design phase, completing the exposed Mokelumne Aqueduct river crossing planning and design phases, completing the Jones Tract Scour Protection planning and design phases, beginning the Mokelumne Aqueduct No. 4 feasibility analysis, completing the Mokelumne Aqueduct satellite settlement monitoring, complete the Folsom South Canal Connection (FSCC) pipeline inspection planning phase, complete the Mokelumne Aqueduct No. 3 sag inspection, complete the Raw Water Model calibration, and complete the Concord Fault fiber optic monitoring planning and design phases. FY 2028 - FY 2035 work includes the following: completing the FY 2028, FY 2030, FY 2032, and FY 2034 Mokelumne Aqueduct No. 1 settlement survey, completing the Lafayette Aqueduct No. 1 relining construction phase, completing the exposed Mokelumne Aqueduct river crossing construction phase, complete the Tunnel Access Improvement design phase, complete the Mokelumne Aqueduct No. 4 feasibility analysis, complete the Jones Tract Scour Protection construction phase, complete the 2030 Raw Water Master Plan, complete the Mokelumne Aqueduct No. 1 temperature anchor replacement at station 2456 planning, design, and construction phase, and complete the Concord Fault fiber optic monitoring phase.

Appropriations (\$ Thousands)			
Phase	Total	FY 2026	FY 2027
Planning	-	-	-
Design	-	-	-
Construction	-	-	-
Recurring	-	-	-
Other	-	-	-
Total	-	-	-

Funding Sources



Projected Cash Flow (\$ Thousands)

CIP ID	Project Title	Phase	Total	FY 2026	FY 2027	FY 2028	FY 2029	FY 2030	FY 2031	FY 2032	FY 2033	FY 2034	FY 2035
11095	Mokelumne Aqueduct No.1 Bi and Annual Survey	Planning	902	160		169		180		191		202	
11096	Lafayette No. 1 Relining	Design	1,030	1,030									
11096	Lafayette No. 1 Relining	Construction	99,015				8,226	35,316	36,376	19,097			
11097	Exposed Aqueduct River Crossing	Planning	206	206									
11097	Exposed Aqueduct River Crossing	Design	206	206									
11097	Exposed Aqueduct River Crossing	Construction	1,919								1,267	652	
11099	Mokelumne Aqueduct Sediment Control at Station 3922	Design	80	26	27	27							
11100	Pardee Tunnel Access Improvements	Design	6,743							2,258	2,724	1,761	
11100	Pardee Tunnel Access Improvements	Construction	6,921										6,921
11101	Jones Tract Scour Protection	Planning	103	103									
11101	Jones Tract Scour Protection	Design	523	258	265								
11101	Jones Tract Scour Protection	Construction	15,839							4,919	5,700	5,219	
11257	Mokelumne Aqueduct No. 4 Feasibility Analysis	Planning	211	77	80	55							
11258	Satellite Monitoring for Mokelumne Aqueduct No. 1 Settlement	Design	523	258	265								
11259	Folsom South Canal Connection Pipeline Inspection	Planning	366	180	186								
11260	2030 Raw Water Master Plan	Planning	880				433	446					
11261	Mokelumne Aqueduct No. 3 Sags Inspection	Planning	521	309	212								
11263	Raw Water Model Calibration	Planning	262	103	159								

Projected Cash Flow (\$ Thousands)													
CIP ID	Project Title	Phase	Total	FY 2026	FY 2027	FY 2028	FY 2029	FY 2030	FY 2031	FY 2032	FY 2033	FY 2034	FY 2035
11264	Mokelumne Aqueduct No.1 Temporary Anchor Replacement at Station 2456	Planning	222			109	113						
11264	Mokelumne Aqueduct No.1 Temporary Anchor Replacement at Station 2456	Design	727						358	369			
11264	Mokelumne Aqueduct No.1 Temporary Anchor Replacement at Station 2456	Construction	3,857								1,900	1,957	
11265	Aqueduct 3 Base Isolators	Design	1,655								759	896	
11269	Concord Fault Fiber Optic Monitoring	Planning	21	21									
11269	Concord Fault Fiber Optic Monitoring	Design	77	77									
11269	Concord Fault Fiber Optic Monitoring	Construction	771								380	391	
All Projects		All Phases	143,581	3,013	1,194	361	8,772	35,942	36,734	26,835	12,730	11,080	6,921

Award Purpose:

Recreation Areas & Facilities

Award:

7100004-Camanche Hills Hunting Preserve

Lead Department:

Natural Resources


Start Year:

FY 2029

Award Description

Recreation Areas are managed to ensure public health and safety, and environmental protection. Typical projects include the capital upgrades and replacements of facilities the Recreation Areas, including structures, utility infrastructure, launch ramps and docks, recreation halls, parking lots, maintenance facilities, campgrounds, roads, trails, or fences. In FY 2028 - FY 2030, work includes the abatement of lead in the soil as a result of years of lead shot used for hunting, including California Environmental Quality Act (CEQA) compliance.

Appropriations (\$ Thousands)			
Phase	Total	FY 2026	FY 2027
Planning	-	-	-
Design	-	-	-
Construction	-	-	-
Recurring	-	-	-
Other	-	-	-
Total	-	-	-



Projected Cash Flow (\$ Thousands)													
CIP ID	Project Title	Phase	Total	FY 2026	FY 2027	FY 2028	FY 2029	FY 2030	FY 2031	FY 2032	FY 2033	FY 2034	FY 2035
11001	Camanche Hills Hunting Preserve Improvements	Construction	1,126				1,126						
	All Projects	All Phases	1,126				1,126						

Award Purpose:

Recreation Areas & Facilities

Award:

7100009-Camanche Recreation Area Improvements

Lead Department:

Natural Resources


Start Year:

FY 2026

Award Description

Recreation Areas are managed to ensure public health and safety, and environmental protection. Typical projects are the capital upgrades and replacements of facilities with Recreation Areas, including marina and dock structures, launch ramps and docks, recreation halls, parking lots, maintenance facilities, campgrounds, roads, trails, and fence. 2024 - FY 2025 work included replacement of the South Shore Maintenance Shop roof and entryway damaged during a storm, and replacement of the North Shore open ber destroyed by a storm. FY 2026 - FY 2035 potential projects include replacements to recreation structures and infrastructure resulting from storm damage, wildfires, regulatory requirements, and end-of-life.

Appropriations (\$ Thousands)			
Phase	Total	FY 2026	FY 2027
Planning	-	-	-
Design	-	-	-
Construction	-	-	-
Recurring	-	-	-
Other	-	-	-
Total	-	-	-



Projected Cash Flow (\$ Thousands)													
CIP ID	Project Title	Phase	Total	FY 2026	FY 2027	FY 2028	FY 2029	FY 2030	FY 2031	FY 2032	FY 2033	FY 2034	FY 2035
11002	Camanche Recreation Area Projects	Construction	1,666	258	265	273	281	290	299				
	All Projects	All Phases	1,666	258	265	273	281	290	299				

Award Purpose:

Recreation Areas & Facilities

Award:

7000263-Lafayette Recreation Infrastructure

Lead Department:

Start Year:


Natural Resources

FY 2026

Award Description

Recreation areas are managed to ensure public health and safety, and environmental protection. Typical projects include the capital upgrades and replacements of facilities the recreation areas, including structures, utility infrastructure, launch ramps and docks, recreation halls, parking lots, maintenance facilities, campgrounds, roads, trails, and FY 2024 - FY 2025 work included completing the designs for replacement of the Lafayette Recreation Area lift station and associated collection and discharge piping (force installed in 1967. The project will allow the system to be added to the District's SCADA network, providing an additional level of oversight. The sewer system prevents recreation area sewage from entering Lafayette Reservoir. Work also included replacement of the recreation area's parking pay stations. FY 2026 - FY 2028 work includes the construction of the entire sewer force main replacement project. Work also includes the replacement of one dilapidated boat dock.

Appropriations (\$ Thousands)			
Phase	Total	FY 2026	FY 2027
Planning	-	-	-
Design	-	-	-
Construction	2,711	2,711	-
Recurring	-	-	-
Other	-	-	-
Total	2,711	2,711	-



Projected Cash Flow (\$ Thousands)													
CIP ID	Project Title	Phase	Total	FY 2026	FY 2027	FY 2028	FY 2029	FY 2030	FY 2031	FY 2032	FY 2033	FY 2034	FY 2035
11221	Lafayette Sewer	Construction	2,711	2,504	207								
	All Projects	All Phases	2,711	2,504	207								

Award Purpose:

Recreation Areas & Facilities

Award:

7000300-Recreation Area Capital Maintenance & Improvements

Lead Department:

Water Operations


Start Year:

FY 2026

Award Description

This project provides for replacement and improvements to the Water and Wastewater Treatment Plants (WTP), potable water systems, waste collection systems, dams, dike watershed lands at the Pardee and Camanche recreation areas. Work required to meet water and wastewater demands and maintain regulatory compliance. FY 2026 - FY 2027 work includes Camanche South Shore WTP raw water supply improvements, electrical system improvements, performing comprehensive assessments of wastewater collection systems, wastewater pond improvements, rehabilitation or replacement of water distribution tanks, and replacement of and improvements to treated water distribution system pipeline and valves.

Appropriations (\$ Thousands)			
Phase	Total	FY 2026	FY 2027
Planning	-	-	-
Design	950	475	475
Construction	-	-	-
Recurring	3,700	1,850	1,850
Other	-	-	-
Total	4,650	2,325	2,325



Projected Cash Flow (\$ Thousands)													
CIP ID	Project Title	Phase	Total	FY 2026	FY 2027	FY 2028	FY 2029	FY 2030	FY 2031	FY 2032	FY 2033	FY 2034	FY 2035
11136	Pardee Camanche Projects	Recurring	4,768			656	329	470	919	320	842	339	894
11137	Recreation Area Water/WW System Improvements	Design	1,667	646	579	441							
11137	Recreation Area Water/WW System Improvements	Construction	12,114	2,551	2,493	1,974	470	743	613	650	690	936	993
	All Projects	All Phases	18,549	3,197	3,072	3,071	799	1,213	1,532	970	1,532	1,276	1,887

Award Purpose:

Recreation Areas & Facilities

Award:

7000289-San Pablo Recreation Infrastructure

Lead Department:

Natural Resources


Start Year:

FY 2026

Award Description

Recreation areas are managed to ensure public health and safety, and environmental protection. Typical projects include the capital upgrades and replacements of facilities the recreation areas, including structures, utility infrastructure, launch ramps and docks, recreation halls, parking lots, maintenance facilities, campgrounds, roads, trails, and FY 2024 - FY 2025 work included designs for the replacement of approximately 1,500 feet of asbestos cement sewer force main at the San Pablo Recreation Center, which is the recreation area and keeps sewage from entering San Pablo Reservoir. FY 2026 - FY 2029 work includes completing the designs for the sewer force main replacement project, construction of the sewer force main replacement, and the construction of a new Americans with Disabilities Act (ADA)-accessible boat dock.

Appropriations (\$ Thousands)			
Phase	Total	FY 2026	FY 2027
Planning	-	-	-
Design	-	-	-
Construction	2,894	2,894	-
Recurring	-	-	-
Other	-	-	-
Total	2,894	2,894	-



Projected Cash Flow (\$ Thousands)													
CIP ID	Project Title	Phase	Total	FY 2026	FY 2027	FY 2028	FY 2029	FY 2030	FY 2031	FY 2032	FY 2033	FY 2034	FY 2035
11016	San Pablo Recreation Sewer Force Maintenance Re	Construction	2,913	2,575			338						
	All Projects	All Phases	2,913	2,575			338						

Award Purpose:
Regulators & Rate Control Stations

Award:
7000089-Rate Control Station Rehabilitation


Lead Department:
Engineering & Construction

Start Year:
FY 2026

Award Description

The District includes 30 rate control station (RCS) facilities, many of which have been in operation for more than 50 years. This project involves the planning, rehabilitation, and long-term maintenance work needed to support distribution operations. Elements include pressure zone improvement work, such as installing new facilities and demolishing obsolete facilities to improve flow control within and between pressure zones; and rehabilitation improvements such as major repairs and equipment upgrades. FY 2024 - FY work included planning for 73rd Avenue, Dunsmuir, and Webster RCSs; and design for 82nd Avenue and Almond RCSs. In FY 2026 - FY 2027, work continues with planning and design of 73rd Avenue RCS; design of 82nd Avenue, Almond, and Fontaine RCSs; and planning of Clayton-Fairmount RCS. FY 2028 - FY 2035 work includes construction of 73rd Avenue, 82nd Avenue, and Almond RCSs; planning, design, and construction of Genoa No. 1, Genoa No. 2, and Hollis RCSs; design and construction of Fontaine RCS; and planning of Bryant, San Ramon, and Danville RCSs.

Appropriations (\$ Thousands)			
Phase	Total	FY 2026	FY 2027
Planning	-	-	-
Design	-	-	-
Construction	-	-	-
Recurring	-	-	-
Other	-	-	-
Total	-	-	-



Projected Cash Flow (\$ Thousands)

CIP ID	Project Title	Phase	Total	FY 2026	FY 2027	FY 2028	FY 2029	FY 2030	FY 2031	FY 2032	FY 2033	FY 2034	FY 2035
11236	Facility Assessments	Planning	524	155				174				196	
11238	Genoa No. 1, Genoa No. 2, and Hollis Rate Control Stations	Planning	290							71	219		
11238	Genoa No. 1, Genoa No. 2, and Hollis Rate Control Stations	Design	1,274								206	848	219
11238	Genoa No. 1, Genoa No. 2, and Hollis Rate Control Stations	Construction	1,966										1,966
11242	Church St, Golf Links, Victoria, Ney, 73rd Ave and Dunsmuir Rate Control Stations	Design	575	379	196								
11242	Church St, Golf Links, Victoria, Ney, 73rd Ave and Dunsmuir Rate Control Stations	Construction	3,863				622	1,921	1,319				
11243	Clayton, Fairmount and Webster Rate Control Stations; Ascot, Girvin, La Loma, and Kensington Regulators	Planning	83	53	19	10							
11243	Clayton, Fairmount and Webster Rate Control Stations; Ascot, Girvin, La Loma, and Kensington Regulators	Design	468			153	315						
All Projects		All Phases	9,043	587	215	163	937	2,095	1,319	71	426	1,044	2,185

Award Purpose:
Regulators & Rate Control Stations

Award:
7000223-Regulator Rehabilitation


Lead Department:
Engineering & Construction

Start Year:
FY 2026

Award Description

Currently, there are 75 regulator facilities in operation with many older than 50 years. This project involves the planning, rehabilitation, and long-term maintenance responsibility for support distribution operations. Elements include pressure zone improvement work, such as installing new facilities and demolishing obsolete facilities to improve flow control and between pressure zones; and rehabilitation improvements, such as major repairs and equipment upgrades. FY 2024 - FY 2025 work included the completion of the Cull Creek Regulator construction, commencement of design and construction of Campus, Keller, Gramercy, and Villareal regulators replacements, as well as construction of Madrone 1 Regulator. Planning studies also began for Columbia, Henry, Knight, Oakmont Memorial Park, and Redwood Regulators; and design for Almond Regulator. FY 2026 - FY 2027 work includes planning of Ascot, Girvin, and La Loma Regulators; design of Almond, Glendale-La Loma, and Redwood Regulators; and construction of Painted Pony, Madrone 1, Castle Hill, Encinal, Ridgewood, Circle, Cull Creek, Campus, Keller, Gramercy, and Villareal regulators. FY 2028 - FY 2035 work includes construction of Almond, Glendale-La Loma, and Redwood Regulators; design and construction of Columbia, Henry, Knight, Oakmont Memorial Park, and Overhill Regulators; demolition of Orion Regulator; and demolition of Ascot, Girvin, La Loma, and Kensington Regulators.

Appropriations (\$ Thousands)			
Phase	Total	FY 2026	FY 2027
Planning	-	-	-
Design	-	-	-
Construction	-	-	-
Recurring	-	-	-
Other	-	-	-
Total	-	-	-



Projected Cash Flow (\$ Thousands)													
CIP ID	Project Title	Phase	Total	FY 2026	FY 2027	FY 2028	FY 2029	FY 2030	FY 2031	FY 2032	FY 2033	FY 2034	FY 2035
11234	Regulator Rehabilitation Campus Bundle	Construction	5,191	5,191									
11235	Facility Assessments	Planning	348			164				184			
11237	Knight, Oakmont Memorial Park, and Overhill Regulators	Design	674		332	342							
11237	Knight, Oakmont Memorial Park, and Overhill Regulators	Construction	4,132			669	2,015	1,449					
11239	Columbia and Henry Regulators, and John and Castro Valley Rate Control Stations	Planning	275						275				
11239	Columbia and Henry Regulators, and John and Castro Valley Rate Control Stations	Design	1,031										1,031
11246	Pressure Zone Improvements - Circle Orion Regulator Rehabilitation	Construction	869					869					
11247	Pressure Zone Improvements - Painted Pony Regulator Rehabilitation	Construction	155	155									
All Projects		All Phases	12,675	5,346	332	1,175	2,015	2,319	275	184			1,031

Award Purpose:
Reservoirs - Distribution

Award:
7000319-Chloramine Boosting Stations


Lead Department:
Water Operations

Start Year:
FY 2026

Award Description

This project funds the purchase and installation of Chloramine Boosting Stations (CBS) or Chloramine Trim Stations at distribution reservoirs that suffer from chronic low chl levels. This work helps protect public health, maintain regulatory levels of the distribution water, and reduces or eliminates the labor-intensive manual treatment of distribution reservoirs.

Appropriations (\$ Thousands)			
Phase	Total	FY 2026	FY 2027
Planning	-	-	-
Design	-	-	-
Construction	500	500	-
Recurring	-	-	-
Other	-	-	-
Total	500	500	-



Projected Cash Flow (\$ Thousands)													
CIP ID	Project Title	Phase	Total	FY 2026	FY 2027	FY 2028	FY 2029	FY 2030	FY 2031	FY 2032	FY 2033	FY 2034	FY 2035
11153	Tice Chloramine Boosting	Construction	814	814									
	All Projects	All Phases	814	814									

Award Purpose:
Reservoirs - Distribution

Award:
7000021-Distribution System Water Quality Improvements


Lead Department:
Water Operations

Start Year:
FY 2028

Award Description

This project provides ongoing improvements related to water quality in the distribution system, which is composed of more than 4,100 miles of pipeline and 165 reservoirs.

Appropriations (\$ Thousands)			
Phase	Total	FY 2026	FY 2027
Planning	-	-	-
Design	-	-	-
Construction	-	-	-
Recurring	-	-	-
Other	-	-	-
Total	-	-	-



Projected Cash Flow (\$ Thousands)													
CIP ID	Project Title	Phase	Total	FY 2026	FY 2027	FY 2028	FY 2029	FY 2030	FY 2031	FY 2032	FY 2033	FY 2034	FY 2035
11152	Raw Water Autoprofilers	Construction	232				113		119				
11124	Highway 49 WQMS Improvements	Design	55			55							
11124	Highway 49 WQMS Improvements	Construction	348				113	116	119				
All Projects		All Phases	634			55	225	116	239				

Award Purpose:

Reservoirs - Distribution

Award:

7000017-Open-Cut Reservoir Program

Lead Department:

Engineering & Construction


Start Year:

FY 2026

Award Description

Open-Cut Reservoir includes the rehabilitation, replacement, and demolition of aging open-cut reservoirs. FY 2024 - FY 2025 work included the design for the replacement of Central Reservoir in Oakland and Almond Reservoir in Castro Valley, as well as construction for the Danville Odor Control project. FY 2026 - FY 2027 work includes the continuation of the design for the replacement of Central and Almond Reservoirs, the design of the Maloney Valve Replacement Project, as well as the demolition of the existing Central Reservoir. FY 2028 - FY 2035 work includes the design for 39th Avenue Reservoir in Oakland and Selby Reservoir in Rodeo, the construction of the Central Reservoir Almond Reservoir, and Maloney Valve Replacement projects, and the start of construction for Leland Reservoir.

Appropriations (\$ Thousands)			
Phase	Total	FY 2026	FY 2027
Planning	-	-	-
Design	20,090	19,562	528
Construction	190,038	190,038	-
Recurring	-	-	-
Other	-	-	-
Total	210,128	209,600	528



Projected Cash Flow (\$ Thousands)													
CIP ID	Project Title	Phase	Total	FY 2026	FY 2027	FY 2028	FY 2029	FY 2030	FY 2031	FY 2032	FY 2033	FY 2034	FY 2035
11303	Central Reservoir Replacement	Design	17,852	8,240	7,426	2,185							
11303	Central Reservoir Replacement	Construction	190,038	639	19,075	546	20,934	28,750	66,031	30,501	23,562		
11084	Almond Reservoir Replacement, Proctor Pumping Plant Replacement and Cull Creek Demolition	Design	2,491	1,854	637								
11084	Almond Reservoir Replacement, Proctor Pumping Plant Replacement and Cull Creek Demolition	Construction	51,905							9,839	19,255	14,613	8,198
11304	Leland Reservoir Replacement	Design	6,027							861	2,407	2,088	672
11304	Leland Reservoir Replacement	Construction	9,139										9,139
11305	Maloney Reservoir Replacement	Planning	1,675			656	788	232					
11326	Maloney Reservoir Valve Pit Repair	Design	206	206									
11326	Maloney Reservoir Valve Pit Repair	Construction	1,013				1,013						
All Projects		All Phases	280,346	10,939	27,138	3,387	22,735	28,982	66,031	41,201	45,224	16,701	18,008

Award Purpose:
Reservoirs - Distribution

Award:
7000323-Reservoir Mixing System


Lead Department:
Water Operations

Start Year:
FY 2028

Award Description

#Missing

Appropriations (\$ Thousands)			
Phase	Total	FY 2026	FY 2027
Planning	-	-	-
Design	-	-	-
Construction	-	-	-
Recurring	-	-	-
Other	-	-	-
Total	-	-	-



Projected Cash Flow (\$ Thousands)													
CIP ID	Project Title	Phase	Total	FY 2026	FY 2027	FY 2028	FY 2029	FY 2030	FY 2031	FY 2032	FY 2033	FY 2034	FY 2035
11149	Central Reservoir Mixing System	Construction	972			109	113	116	119	123	127	130	134
	All Projects	All Phases	972			109	113	116	119	123	127	130	134

Award Purpose:

Reservoirs - Distribution

Award:

7000031-Reservoir Rehabilitation and Maintenance

Lead Department:

Engineering & Construction


Start Year:

FY 2026

Award Description

This project includes the rehabilitation and replacement of the District’s 166 steel, concrete, and redwood reservoirs and pressure vessels to maintain the existing infrastructure, improve roof safety, improve water quality, and prioritize work through the Infrastructure Rehabilitation Plan (IRP). FY 2024 - FY 2025 work included construction work for Arroyo, Derby, Scenic, Scenic East, Castenada No. 1 and No. 2, Glen, Mulholland No. 1 and No. 2, Encinal, Madrone, Grizzly, Castle Hill, Knife No. 1, Wiedemann No. 1, Crest, Hill Mutual, Ridgewood, Arroyo, and Carter reservoirs, as well as the design for Swainland Reservoir. FY 2026 - FY 2027 work includes the continuation of the design for Swainland Reservoir, the design for Dos Osos and Welle reservoirs, and the continuation of construction for Grizzly, Castle Hill, Knife No. 1, Wiedemann No. 1, Crest, and Hill Mutual reservoirs. FY 2028 - FY 2035 work includes the design of Holly, Woods, Verde, Luzon, Selby, and Ardith Reservoirs, as well as the construction of Swainland and Dos Osos reservoirs and the Maloney Valve Replacement Project.

Appropriations (\$ Thousands)			
Phase	Total	FY 2026	FY 2027
Planning	-	-	-
Design	-	-	-
Construction	22,873	-	22,873
Recurring	-	-	-
Other	-	-	-
Total	22,873	-	22,873



Projected Cash Flow (\$ Thousands)

CIP ID	Project Title	Phase	Total	FY 2026	FY 2027	FY 2028	FY 2029	FY 2030	FY 2031	FY 2032	FY 2033	FY 2034	FY 2035
11316	KPI Luzon and Verde Reservoir Improvements	Design	1,584			470	1,114						
11302	KPI Dos Osos Reservoir Replacement and Dos Osos Pumping Plant Rehabilitation	Design	1,111	793	318								
11302	KPI Dos Osos Reservoir Replacement and Dos Osos Pumping Plant Rehabilitation	Construction	16,889							3,198	6,587	5,089	2,016
11081	East of Hills Facilities Demolition and Improvements	Construction	15,336	8,652	6,684								
11086	Reservoir Planning Studies and Facility Assessment	Planning	3,649	318	328	338	348	358	369	380	391	403	415
11082	Carter Reservoir Rehabilitation, Arroyo Pumping Plant Improvement, and Arroyo Reservoir Replacement	Construction	14,185	6,489	5,729	1,967							
11083	Swainland Reservoir and Montclair Pumping Plant Replacements and 82nd Ave Rate Control Station Rehabilitation	Design	1,030	1,030									
11083	Swainland Reservoir and Montclair Pumping Plant Replacements and 82nd Ave Rate Control Station Rehabilitation	Construction	22,873			3,317	11,175	7,187	1,194				
11085	Reservoirs Safety and Maintenance	Construction	1,902						358	369	380	391	403
11313	KPI Woods Reservoirs and Regulators	Design	494								291	202	
11314	KPI Holly Reservoirs	Design	739								513	226	
11319	Pressure Zone Improvements Ardith Reservoir	Design	1,156				338	580	239				
11320	Pressure Zone Improvements Diablo Reservoir Replacement	Planning	70									70	
11321	Pressure Zone Improvements Redwood Reservoir Demolition	Planning	33						33				
11322	Pressure Zone Improvements Diablo Vista Reservoir Demolition	Planning	33						33				
11323	Pressure Zone Improvements Oak Knoll Reservoir Demolition, and Rilea Reservoir Replacement	Planning	72						72				
11324	Pressure Zone Improvements Stott Reservoir Demolition	Planning	33						33				

Projected Cash Flow (\$ Thousands)													
CIP ID	Project Title	Phase	Total	FY 2026	FY 2027	FY 2028	FY 2029	FY 2030	FY 2031	FY 2032	FY 2033	FY 2034	FY 2035
11325	Pressure Zone Improvements Selby Reservoir Replacement	Planning	418	206	212								
11325	Pressure Zone Improvements Selby Reservoir Replacement	Design	1,739				506	696	537				
All Projects			83,345	17,488	13,271	6,091	13,481	8,821	2,868	3,947	8,163	6,382	2,834

Award Purpose:
Reservoirs - Supply

Award:
7000068-Dam Operational Upgrades


Lead Department:
Engineering & Construction

Start Year:
FY 2026

Award Description

This project involves improvements to dams and reservoirs to allow continued safe operation. Notable projects include: (1) Dunsmuir, Moraga, Watson, and Fay Hill liner rehabilitation to reduce dam safety leakage risk and extend the service life of these facilities until their eventual replacement as part of the reservoir rehabilitation program, Terminal Spillway Improvements, (3) Upcountry Spillway Evaluations and Upgrades, (4) Upper San Leandro (USL) Dam Outlet Improvements, (5) Inundation Maps, and (6) Reservoir Risk Studies. FY 2024 - FY 2025 accomplishments included: (1) repairing the liner at Watson Reservoir and the roof at Dunsmuir Reservoir, (2) implementing spillway activities such as crack repairs, spall repairs, and non-destructive testing, and (3) performing tripod-mounted Light Detection and Ranging (LiDAR) point cloud surveys at spillways to assess differential movements, subsurface voids, and distress. FY 2026 - FY 2027 goals include: (1) repairing the liners at Moraga and Fay Hill Reservoirs to reduce dam safety leakage risk and extend the service life of these facilities until their eventual replacement as part of the reservoir rehabilitation program, (2) installing flow deflectors over spillway subdrain systems, (3) developing plans for rehabilitation and upgrades at the USL Dam Blowoff Structure and Chabot Energy Dissipator, and (4) completing new inundation maps for Pardee and Camanche dams and dikes to comply with Federal Energy Regulatory Commission (FERC) and California Division of Dam Safety (DSOD) requirement. FY 2028 - FY 2035 goals include: (1) constructing the rehabilitation and upgrades at the USL Dam Blowoff Structure and Chabot Energy Dissipator (2) inspecting terminal reservoir tunnel outlet conduits, and (3) performing risk evaluation studies, as part of an overall risk assessment of the District's dam facilities.

Appropriations (\$ Thousands)			
Phase	Total	FY 2026	FY 2027
Planning	-	-	-
Design	-	-	-
Construction	-	-	-
Recurring	-	-	-
Other	-	-	-
Total	-	-	-



Projected Cash Flow (\$ Thousands)													
CIP ID	Project Title	Phase	Total	FY 2026	FY 2027	FY 2028	FY 2029	FY 2030	FY 2031	FY 2032	FY 2033	FY 2034	FY 2035
11056	Federal Energy Regulatory Commission (FERC) Inundation Maps	Planning	150	103									47
11051	Terminal Spillway Improvements	Planning	1,068	324		344					399		
11051	Terminal Spillway Improvements	Design	766				355					411	
11051	Terminal Spillway Improvements	Construction	1,344									1,344	
11055	Terminal Reservoir Emergency Drain Tunnels	Design	289	289									
11055	Terminal Reservoir Emergency Drain Tunnels	Construction	336						336				
11053	Moraga Creek Flood and Erosion Control	Other	130	84	15	15	16						
11350	Terminal Spillway Future Risk Studies	Planning	5,594	361	690	628	675	87	657	1,230	1,267		
11350	Terminal Spillway Future Risk Studies	Other	1,079			219	225	232					403
11353	Upcountry Spillway Evaluations and Upgrades	Planning	5,477	206	387	710	1,126	290	299	2,460			
11354	Upcountry Spillway Evaluations and Upgrades	Construction	66						66				
11356	Pardee and Camanche Risk Studies	Planning	2,425				580	597	615	633			
11357	Local Reservoir Risk Studies	Planning	3,534		546	563	580	597	615	633			
11358	Upper San Leandro Dam Outlet Improvements	Planning	258	258									
11358	Upper San Leandro Dam Outlet Improvements	Design	515	515									
11358	Upper San Leandro Dam Outlet Improvements	Construction	2,388						2,388				
All Projects		All Phases	25,418	2,140	1,638	2,479	3,555	1,803	4,974	4,956	1,666	1,755	450

Award Purpose:
Reservoirs - Supply

Award:
7000131-Dam Seismic Upgrades


Lead Department:
Engineering & Construction

Start Year:
FY 2026

Award Description

This project involves the seismic evaluation, design, and retrofit of the District’s dams based on current engineering standards, safety requirements, and to respond to the Federal Energy Regulatory Commission (FERC) and California Division of Dam Safety (DSOD) requirements. Notable projects include: (1) the Camanche and Pardee Seismic Study, (2) the Camanche and Pardee Seismic and Flood Improvements, (3) the San Pablo Dam Environmental Mitigations (4) the San Pablo Dam Seismic Valve, and (5) Local Dam Safety Reviews. FY 2024 - FY 2025 accomplishments included: (1) completing studies of the Camanche spillway and outlet, Pardee Dam, and Pardee South Spillway for seismic and flood-loading conditions, (2) continued environmental mitigation for San Pablo Dam, and (3) starting the current cycle of safety reviews at local reservoirs. FY 2026 - FY 2027 includes (1) planning and design of necessary improvements following the recommendations from the studies of the Camanche spillway and outlet, Pardee Dam, and Pardee Spillway for seismic and flood-loading conditions to comply with safety requirements as regulated by FERC and DSOD, (2) completing the current cycle of safety reviews at local reservoirs based on current engineering standards, and (3) design and installation of the seismic valve at San Pablo Dam to shut off water flow and prevent flooding on the Oroville Aqueduct if it becomes damaged in a seismic event. FY 2028 - FY 2035 goals include: (1) continued environmental mitigation for San Pablo Dam, (2) starting the next cycle of safety reviews at local reservoirs, and (3) construction of the necessary improvements at Camanche spillway and outlet, Pardee Dam, and Pardee South Spillway for seismic and flood-loading conditions.

Appropriations (\$ Thousands)			
Phase	Total	FY 2026	FY 2027
Planning	-	-	-
Design	-	-	-
Construction	-	-	-
Recurring	-	-	-
Other	-	-	-
Total	-	-	-



Projected Cash Flow (\$ Thousands)													
CIP ID	Project Title	Phase	Total	FY 2026	FY 2027	FY 2028	FY 2029	FY 2030	FY 2031	FY 2032	FY 2033	FY 2034	FY 2035
11058	San Pablo Dam Environmental Mitigations	Other	2,641								32	2,610	
11057	Camanche and Pardee Seismic Study	Planning	77	77									
11057	Camanche and Pardee Seismic Study	Design	858		530	328							
11057	Camanche and Pardee Seismic Study	Construction	10,286								5,067	5,219	
11347	San Pablo Dam Seismic Valve	Planning	103	103									
11347	San Pablo Dam Seismic Valve	Design	530		530								
11347	San Pablo Dam Seismic Valve	Construction	2,424						1,194	1,230			
11348	Local Dam Safety Reviews	Planning	1,063	93	95	98	101	104	107	111	114	117	121
11349	Camanche and Pardee Seismic and Flood Improvements	Planning	1,260				495	765					
11349	Camanche and Pardee Seismic and Flood Improvements	Design	1,324										1,324
All Projects		All Phases	20,567	273	1,156	426	597	869	1,302	1,341	5,213	7,946	1,445

Award Purpose:
Reservoirs - Supply

Award:
7000167-Dam Surveillance Improvements


Lead Department:
Engineering & Construction

Start Year:
FY 2026

Award Description

This project aims to improve the District’s dam safety surveillance using over 2,000 instruments. These include piezometers for water levels, seepage weirs for flow measure survey instruments for settlements, load cells for spillway loads, crack meters for concrete monitoring, and seismographs for earthquake motions. Notable projects are: Carr and Pardee Surveillance Improvements; Local Reservoir Surveillance Improvements; Remote Operated Vehicle (ROV) Inspections at Camanche and Pardee. Achievements fo 2024 - FY 2025 included submitting instrumentation plans for FERC and DSOD approval. Goals for FY 2026 - FY 2027 include: Piezometer upgrades and automated data sys at Camanche and Pardee reservoirs; Hydrological improvements at Camanche and Pardee, including seepage collection enhancements; ROV inspections at Camanche Dam outlets and Pardee Dam upstream face; Designing instrumentation improvements at local reservoirs. Goals for FY 2028 - FY 2035 include completing installations at Pardee Camanche, replacing non-functional piezometers at Briones and Lafayette dams, and improving the GPS survey system at Camanche and Pardee.

Appropriations (\$ Thousands)			
Phase	Total	FY 2026	FY 2027
Planning	92	63	29
Design	36	13	23
Construction	-	-	-
Recurring	243	120	123
Other	-	-	-
Total	371	195	176



Projected Cash Flow (\$ Thousands)													
CIP ID	Project Title	Phase	Total	FY 2026	FY 2027	FY 2028	FY 2029	FY 2030	FY 2031	FY 2032	FY 2033	FY 2034	FY 2035
11061	Camanche and Pardee Drone Mapping	Planning	355		164					191			
11060	Camanche and Pardee Surveillance Improvements	Design	104	26	27	16	11	12			13		
11060	Camanche and Pardee Surveillance Improvements	Construction	2,116	670	690	273	169	174			70	72	
11059	Camanche and Pardee Remote Operated Vehicle Inspections	Planning	522	350			84	87					
11059	Camanche and Pardee Remote Operated Vehicle Inspections	Design	198				158	41					
11344	Local Reservoir Surveillance Improvements	Design	294	36	69	71					65	20	34
11344	Local Reservoir Surveillance Improvements	Construction	1,935						358	246	652	470	208
11345	Embankment Dam Seismic Surveillance and Monitoring	Design	96	10	34	28		23					
11346	Dam Camera and Global Positioning System Surveillance	Design	66									46	20
All Projects		All Phases	5,685	1,092	983	389	422	336	358	437	799	607	262

Award Purpose:

Reservoirs - Supply

Award:

7000034-Reservoir Tower Modifications

Lead Department:

Engineering & Construction


Start Year:

FY 2026

Award Description

This project involves the seismic evaluation, design, and retrofit of six reservoir towers: Pardee Reservoir and the five Terminal Reservoirs. Notable projects include: (1) Lafayette Reservoir Outlet Tower Seismic Retrofit, (2) Briones Reservoir Isolation Valve Relocation, and Reservoir Tower Control Improvements. FY 2024 - FY 2025 accomplishments included: (1) the construction of the Briones Reservoir Tower seismic upgrade, and (2) the design of Lafayette Reservoir Tower safety upgrade. FY 2026 - FY 2027 goals include: (1) construction of the Lafayette Reservoir Tower safety upgrade, and (2) design of the Briones Reservoir isolation valve relocation. FY 2028 - FY 2035 goals include: (1) construction of the Briones Reservoir isolation valve relocation and (2) improvements to the controls for the gates and valves at the reservoir towers to improve safety and re

Appropriations (\$ Thousands)			
Phase	Total	FY 2026	FY 2027
Planning	-	-	-
Design	878	878	-
Construction	12,529	12,529	-
Recurring	-	-	-
Other	-	-	-
Total	13,407	13,407	-



Projected Cash Flow (\$ Thousands)													
CIP ID	Project Title	Phase	Total	FY 2026	FY 2027	FY 2028	FY 2029	FY 2030	FY 2031	FY 2032	FY 2033	FY 2034	FY 2035
11102	Lafayette Reservoir Outlet Tower Seismic Retrofit	Construction	17,647	5,871	11,776								
11103	Briones Reservoir Isolation Valve Relocation	Design	1,236	1,236									
11103	Briones Reservoir Isolation Valve Relocation	Construction	5,278								633	1,957	2,688
11254	Reservoir Tower Control Improvements	Planning	1,177				580	597					
All Projects		All Phases	25,338	7,107	11,776		580	597			633	1,957	2,688

Award Purpose:

Reservoirs - Supply

Award:

7000225-Water Supply Monitoring System

Lead Department:

Water Operations


Start Year:

FY 2029

Award Description

This project provides for the development and improvement of a system for monitoring the Mokelumne and East Bay watersheds for precipitation, diversion, water flow, and level. This monitoring system provides near real-time information for operation and forecasting plans. Work includes monitoring on the Upper Mokelumne, Lower Mokelumne, Pardee, Camanche, and East Bay watersheds and reservoirs.

Appropriations (\$ Thousands)			
Phase	Total	FY 2026	FY 2027
Planning	-	-	-
Design	-	-	-
Construction	-	-	-
Recurring	-	-	-
Other	-	-	-
Total	-	-	-



Projected Cash Flow (\$ Thousands)													
CIP ID	Project Title	Phase	Total	FY 2026	FY 2027	FY 2028	FY 2029	FY 2030	FY 2031	FY 2032	FY 2033	FY 2034	FY 2035
11139	Monitoring Station Upgrades	Construction	4,540				438	1,413	1,458	446	464	156	165
	All Projects	All Phases	4,540				438	1,413	1,458	446	464	156	165

Award Purpose:
Supplemental Supply, Regional Agreements


Award:
7000067-Groundwater Resource Development

Lead Department:	Start Year:
Water Resources	FY 2027

Award Description

The District is actively investigating and developing groundwater resources through groundwater banking in San Joaquin County (SJC), the Bayside program, and feasibility investigations into groundwater banking in Sacramento County. These groundwater programs and projects support the District’s Strategic Plan goals for Long-Term Water Supply by providing supplemental water supply for droughts and emergencies, increasing adaptability to climate change by allowing storage of water when available. FY 2024 - FY 2025 work included completion of the San Joaquin County Demonstration Recharge, Extraction and Aquifer Management (DREAM) pilot facility. FY 2026 - FY 2030 work for SJC groundwater banking includes the rehabilitation of the existing facilities to make them permanent: the Beckman turnout/well and the DREAM Aqueduct tie-in facility and related components. FY 2030 - FY2035 work includes design and construction to further expand the SJC groundwater banking program.

Appropriations (\$ Thousands)			
Phase	Total	FY 2026	FY 2027
Planning	-	-	-
Design	-	-	-
Construction	-	-	-
Recurring	-	-	-
Other	-	-	-
Total	-	-	-



Projected Cash Flow (\$ Thousands)													
CIP ID	Project Title	Phase	Total	FY 2026	FY 2027	FY 2028	FY 2029	FY 2030	FY 2031	FY 2032	FY 2033	FY 2034	FY 2035
11196	Future Central Valley Groundwater well Project	Planning	6,743		1,122	1,156	1,191	1,227	386	397	409	421	434
11196	Future Central Valley Groundwater well Project	Design	14,703						128	132	4,455	4,589	5,400
11196	Future Central Valley Groundwater well Project	Construction	2,093								1,031	1,062	
All Projects		All Phases	23,540		1,122	1,156	1,191	1,227	513	529	5,896	6,072	5,834

Award Purpose:

Supplemental Supply, Regional Agreements

Award:

7000314-SGMA Compliance

Lead Department:

Start Year:


Water Resources

FY 2026

Award Description

In 2016 under the Sustainable Groundwater Management Act (SGMA), the District and the City of Hayward (Hayward) became the Groundwater Sustainability Agencies (GSA) for the portions of East Bay Plain Subbasin (Subbasin) that underlie their respective service areas. As GSAs, the District and Hayward required to complete a Groundwater Sustainability Plan (GSP) for the Subbasin and implement associated management actions. The work supports the District's Strategic Plan goals for Water Quality and Environmental Protection and Long-Term Water Supply by protecting the Sub-basin and integrating local groundwater into the District's water supplies. Work is partially funded through a cost-sharing and implementation agreement with Hayward. FY 2024 - FY2025 work included GSP biological surveys and installation of monitoring wells. FY 2026 - FY 2027 work includes preparing the 5-year GSP periodic update, and implementing management actions of installing stream gauges and shallow wells near creeks. The next periodic update to the GSP is planned for FY 2031 - FY 2032.

Appropriations (\$ Thousands)			
Phase	Total	FY 2026	FY 2027
Planning	1,003	1,003	-
Design	-	-	-
Construction	-	-	-
Recurring	305	305	-
Other	-	-	-
Total	1,308	1,308	-



Projected Cash Flow (\$ Thousands)													
CIP ID	Project Title	Phase	Total	FY 2026	FY 2027	FY 2028	FY 2029	FY 2030	FY 2031	FY 2032	FY 2033	FY 2034	FY 2035
11018	Sustainable Groundwater Management Act Compliance Program	Planning	1,775	729	274				653	119			
11018	Sustainable Groundwater Management Act Compliance Program	Construction	305	150	155								
All Projects		All Phases	2,081	880	429				653	119			

Award Purpose:
Supplemental Supply, Regional Agreements

Award:
New-Upper Mokelumne River Watershed Authority - Water Supply Project


Lead Department:
Water Resources

Start Year:
FY 2033

Award Description

The Upper Mokelumne River Watershed Authority (UMRWA) is implementing a phased Forest Projects Plan (FPP) to conduct forest remediation and fuel reduction work in the upper Mokelumne watershed. Accelerating the pace of this work could benefit the District by reducing the risk of extreme fire in the watershed (which could significantly impact water quality), potentially obtaining carbon credits, and increasing the amount of runoff. New water created under such an approach could theoretically be stored for use during drought. UMRWA is partially funding/financing this work through a Forest Resilience Bond (FRB) administered by Blue Forest, a nonprofit. The District is investing in the FRB pilot, with the goals of quantifying the benefits of this work and determining the extent to which its investment can be leveraged to secure additional funding. Benefits include improved forest health in the upper watershed, reduced risk of fire that impacts water quality, and increased water supply reliability, and the potential for obtaining carbon credits. FY 2028- FY 2035 will include a pilot project that, if successful, could demonstrate the creation of "new water" to the State Water Resources Control Board or lead to the development of a new source of carbon credits to help the District meet its climate goals.

Appropriations (\$ Thousands)			
Phase	Total	FY 2026	FY 2027
Planning	-	-	-
Design	-	-	-
Construction	-	-	-
Recurring	-	-	-
Other	-	-	-
Total	-	-	-



Projected Cash Flow (\$ Thousands)													
CIP ID	Project Title	Phase	Total	FY 2026	FY 2027	FY 2028	FY 2029	FY 2030	FY 2031	FY 2032	FY 2033	FY 2034	FY 2035
11202	Upper Mokelumne River Watershed Authority - Water Supply Project	Construction	1,566								507	522	538
	All Projects	All Phases	1,566								507	522	538


Supplemental Supply, Regional Agreements

7100007-Water Rights, Licenses & Plans

FY 2026

Water Rights, Licenses, and Plans includes programs and projects that meet the criteria of capitalized intangible assets associated with the District's license to operate its hydropower facilities, long-term water supply planning, and assessments and improvements necessary to protect the District's water rights. Major projects include renewal District's license with the Federal Energy Regulatory Commission (FERC), ongoing compliance with the existing FERC license, completing the District's Urban Water Manage Plan (UWMP) and associated climate change analysis, and water right petitions. FY 2024 - FY 2025 work included initiating the FERC relicensing process and securing a consultant to help support climate change analysis for the 2025 UWMP. FY 2026 - FY 2027 goals include major milestones associated with FERC relicensing (e.g., submittal Application Document and Notice of Intent, initiating supporting studies), conducting major inspections and reviews required from the existing FERC license, completing the UWMP (to be submitted in June 2026), and noticing several water right petitions. FY 2028 - FY 2035 goals include securing a new FERC license, ensuring compliance with the newly issued FERC license, completing the 2030 UWMP (submitted in June 2031), and securing water right orders from the State Board for completed petitions.

Appropriations (\$ Thousands)			
Phase	Total	FY 2026	FY 2027
Planning	8,864	8,864	-
Design	-	-	-
Construction	-	-	-
Recurring	-	-	-
Other	-	-	-
Total	8,864	8,864	



Revenue Funded, 100%

Projected Cash Flow (\$ Thousands)													
CIP ID	Project Title	Phase	Total	FY 2026	FY 2027	FY 2028	FY 2029	FY 2030	FY 2031	FY 2032	FY 2033	FY 2034	FY 2035
11031	Federal Energy Regulatory Commission (FERC) - License Relicensing	Planning	9,198	773	3,413	3,918	886	118	87	4			
11031	Federal Energy Regulatory Commission (FERC) - License Relicensing	Other	189			87	101						
11192	Federal Energy Regulatory Commission (FERC) - License Requirements	Planning	3,887	569	817	677	1,013	811					
11193	Water Rights	Planning	4,740	1,818	1,076	208	214	220	227	234	241	248	255
11194	Urban Water Management Plan	Planning	4,695	536	1,273	1,311	402	325	143			261	443
All Projects		All Phases	22,709	3,695	6,579	6,202	2,616	1,474	457	238	241	509	699

Award Purpose:
Sustainable Energy


Award:
7000273-Enhanced Power Revenue

Lead Department:	Start Year:
Water Operations	FY 2026

Award Description

This project provides ongoing funding for the development of renewable generation projects or purchase of renewable energy to support the Energy Policy goal to reduce in greenhouse gas emissions to zero by 2030. The project also supports efforts to fund projects that directly reduce energy consumption and energy expenses.

Appropriations (\$ Thousands)			
Phase	Total	FY 2026	FY 2027
Planning	-	-	-
Design	-	-	-
Construction	50	50	-
Recurring	-	-	-
Other	-	-	-
Total	50	50	-



Projected Cash Flow (\$ Thousands)													
CIP ID	Project Title	Phase	Total	FY 2026	FY 2027	FY 2028	FY 2029	FY 2030	FY 2031	FY 2032	FY 2033	FY 2034	FY 2035
11150	Enhanced Power Revenue	Planning	450				450						
11391	Duffel Photovoltaic Mitigation Measures	Construction	113				113						
11154	Turnkey Photovoltaic Systems (Stockton & Oakland)	Construction	103	103									
All Projects		All Phases	666	103			563						

Award Purpose:
Sustainable Energy

Award:
7000117-Powerhouse Improvements


Lead Department:
Water Operations

Start Year:
FY 2026

Award Description

This project provides for replacement and improvements of electrical and mechanical equipment such as turbines, generators, breakers, protective relays, valves, pipeline, a conduits to ensure reliable power production, management of river flows, and remote operation and monitoring of critical systems. FY 2026 - FY 2032 work consists of upgrade powerhouse controls and programmable logic controllers, overhauling turbines, high voltage circuit breaker and transformer replacement, security improvements and access improvements.

Appropriations (\$ Thousands)			
Phase	Total	FY 2026	FY 2027
Planning	-	-	-
Design	-	-	-
Construction	-	-	-
Recurring	1,500	1,000	500
Other	-	-	-
Total	1,500	1,000	500



Projected Cash Flow (\$ Thousands)													
CIP ID	Project Title	Phase	Total	FY 2026	FY 2027	FY 2028	FY 2029	FY 2030	FY 2031	FY 2032	FY 2033	FY 2034	FY 2035
11129	Camanche Powerhouse System Improvements	Recurring	6,465	917		1,410	1,604	667	316	769	253	261	269
11130	Pardee Powerhouse System Improvements	Recurring	9,645	1,416	1,411	1,912	1,204	1,049	484	498	513	613	544
All Projects		All Phases	16,110	2,333	1,411	3,322	2,808	1,716	800	1,267	766	874	813

Award Purpose:
Vehicles, Equipment & Related Facilities


Award:
7000066-Diesel Engine Retrofit

Lead Department:	Start Year:
Water Operations	FY 2033

Award Description

The California Air Resources Board (CARB) establishes and enforces regulations for air emissions. Fines and civil actions can result from noncompliance with established deadlines. These projects are required to comply with CARB. This project will install Best Available Control Technology on off-road, on-road, portable and stationary diesel engines to comply with air quality regulations. All portable diesel engines greater than 50 horsepower must meet regulations for diesel particulate matter.

Appropriations (\$ Thousands)			
Phase	Total	FY 2026	FY 2027
Planning	-	-	-
Design	-	-	-
Construction	-	-	-
Recurring	-	-	-
Other	-	-	-
Total	-	-	-



Projected Cash Flow (\$ Thousands)													
CIP ID	Project Title	Phase	Total	FY 2026	FY 2027	FY 2028	FY 2029	FY 2030	FY 2031	FY 2032	FY 2033	FY 2034	FY 2035
11148	On Road Diesel Eng Retro	Construction	4,467								975	1,070	2,422
	All Projects	All Phases	4,467								975	1,070	2,422

Award Purpose:
Vehicles, Equipment & Related Facilities

Award:
7000023-Fleet & Equipment Additions


Lead Department:
Maintenance & Construction

Start Year:
FY 2026

Award Description

This ongoing project serves to acquire additions to the fleet resulting from new positions that require a vehicle to perform necessary job responsibilities, or changing demand in the existing workforce and redirection of priorities. Vehicles and equipment includes backhoes, dump trucks, trailers, utility trucks, sedans or SUVs, saw trucks and water trucks. In FY 2026 - FY 2027, necessary equipment will be purchased to outfit additional staff, including new Pipeline Rebuild crews, replace long-term leased vehicles, and decrease the reliance on contracting out.

Appropriations (\$ Thousands)			
Phase	Total	FY 2026	FY 2027
Planning	-	-	-
Design	-	-	-
Construction	-	-	-
Recurring	-	-	-
Other	862	745	117
Total	862	745	117



Projected Cash Flow (\$ Thousands)													
CIP ID	Project Title	Phase	Total	FY 2026	FY 2027	FY 2028	FY 2029	FY 2030	FY 2031	FY 2032	FY 2033	FY 2034	FY 2035
11116	Fleet and Equipment Additions	Construction	862	745	117								
	All Projects	All Phases	862	745	117								

Award Purpose:
Vehicles, Equipment & Related Facilities

Award:
7000022-Fleet & Equipment Replacement & Purchases


Lead Department:
Maintenance & Construction

Start Year:
FY 2026

Award Description

The District's Vehicle Study indicates that the criteria used for evaluating replacement needs provides the best means of fleet management for replacing vehicles and equipment in a timely and cost effective manner. In FY 2026 Fleet will replace 208 vehicles and equipment and in FY 2027, Fleet will replace 131 vehicles and pieces of equipment. This keeps Fleet on track with replacing vehicles and equipment before they become too costly to maintain and also keeps us in compliance with the California Air Resources Board (CARB) and their Advanced Clean Fleet Rule (ACF) as well as the District's overall goal to reduce greenhouse gas emissions. This award manages the replacement process for vehicle and equipment system-wide.

Appropriations (\$ Thousands)			
Phase	Total	FY 2026	FY 2027
Planning	-	-	-
Design	-	-	-
Construction	-	-	-
Recurring	35,154	21,362	13,792
Other	-	-	-
Total	35,154	21,362	13,792



Projected Cash Flow (\$ Thousands)													
CIP ID	Project Title	Phase	Total	FY 2026	FY 2027	FY 2028	FY 2029	FY 2030	FY 2031	FY 2032	FY 2033	FY 2034	FY 2035
11115	Fleet and Equipment Replacement	Recurring	132,323	21,362	13,792	10,927	11,255	11,593	11,941	12,299	12,668	13,048	13,439
	All Projects	All Phases	132,323	21,362	13,792	10,927	11,255	11,593	11,941	12,299	12,668	13,048	13,439

Award Purpose:

Water Recycling & Conservation

Award:

7000036-DERWA

Lead Department:

Water Resources

Start Year:

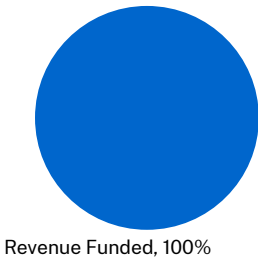
FY 2026

Award Description

DSRSD-EBMUD Recycled Water Authority (DERWA) is a joint project with Dublin San Ramon Service District (DSRSD). Recycled water from DSRSD used for landscape irrigation in San Ramon, Danville and Blackhawk. DERWA supports the District’s strategic planning goal of Long-Term Water Supply through water recycling. FY 2024 - FY 2025 work included replacements and upgrades of capital components of the DERWA facility. FY 2026 - FY 2030 includes DERWA capital projects identified in the DERWA capital budget. EBMUD pays a share of costs: securing supplemental supplies including diversion of wastewater from Central Contra Costa Sanitary District, treatment plant and distribution system replacement costs, HVAC replacements, VFD and SCADA improvements, valve rehabilitation, gate replacements, backwash analysis studies, and decommissioning of microfiltration facility. Ongoing treatment plant and distribution system equipment replacement occurs annually.

Appropriations (\$ Thousands)			
Phase	Total	FY 2026	FY 2027
Planning	-	-	-
Design	-	-	-
Construction	-	-	-
Recurring	-	-	-
Other	-	-	-
Total	-	-	-

Funding Sources



Projected Cash Flow (\$ Thousands)													
CIP ID	Project Title	Phase	Total	FY 2026	FY 2027	FY 2028	FY 2029	FY 2030	FY 2031	FY 2032	FY 2033	FY 2034	FY 2035
11019	DERWA EBMUD Share Capital Projects	Planning	266	101	127	15	11	12					
11019	DERWA EBMUD Share Capital Projects	Design	95		95								
11019	DERWA EBMUD Share Capital Projects	Construction	835	262	485	89							
11020	DERWA Capital Replacements	Planning	22	4	4	4	5	5					
11020	DERWA Capital Replacements	Construction	339	64	66	68	70	72					
All Projects		All Phases	1,558	431	778	176	86	88					

Award Purpose:
Water Recycling & Conservation


Award:
7000035-East Bayshore

Lead Department: Start Year:
Water Resources FY 2026

Award Description

The East Bayshore Recycled Water Project (EBRWP) currently provides up to 0.2 million gallons per day (MGD) of recycled water to customers in Oakland and Emeryville for irrigation use. EBRWP supports the District’s Strategic Plan goal of Long-Term Water Supply through water recycling. FY 2024 - FY 2025 work included water quality improv evaluation, update of distribution system hydraulic modeling, customer retrofits, and the beginning of a project to create a new Estuary pipeline crossing to Alameda. Treatrn upgrades are planned to be completed in FY 2029 to improve the EBRWP recycled water quality. Phase 2 of EBRWP will expand recycled water service to Alameda. Design o estuary crossing pipeline to Alameda (slip-lining existing pipe) will be completed in FY 2026 and construction will begin in FY 2027. The rest of the facilities required to expa recycled water service to Alameda will phased from FY 2028 to FY 2041 including pipelines and customer retrofits. Phase 2 of EBRWP will also include expansion in Emeryvi Oakland to be completed in FY 2036. When completed, Phase 2 will provide up to an additional 0.68 MGD of recycled water for irrigation use.

Appropriations (\$ Thousands)			
Phase	Total	FY 2026	FY 2027
Planning	-	-	-
Design	-	-	-
Construction	-	-	-
Recurring	-	-	-
Other	-	-	-
Total	-	-	-



Projected Cash Flow (\$ Thousands)

CIP ID	Project Title	Phase	Total	FY 2026	FY 2027	FY 2028	FY 2029	FY 2030	FY 2031	FY 2032	FY 2033	FY 2034	FY 2035
11023	Emeryville Distribution	Planning	1,248								323	359	566
11023	Emeryville Distribution	Design	1,192									587	605
11023	Emeryville Distribution	Construction	7,403									3,647	3,756
11023	Emeryville Distribution	Other	8								3	3	3
11024	Customer Retrofits Phase 1A	Planning	428		11	33	56	81	84	61	63	39	
11024	Customer Retrofits Phase 1A	Design	598			78	80	83	85	88	90	93	
11024	Customer Retrofits Phase 1A	Construction	1,604				209	216	222	229	236	243	250
11030	East Bayshore Estuary Pipeline	Planning	41	41									
11030	East Bayshore Estuary Pipeline	Design	144	144									
11030	East Bayshore Estuary Pipeline	Construction	78	46	32								
11197	East Bayshore Alameda Distribution and Customer Retrofits	Planning	3,409		404	416	429	442	455	622	641		
11197	East Bayshore Alameda Distribution and Customer Retrofits	Design	7,554			860	886	912	940	968	1,472	1,516	
11197	East Bayshore Alameda Distribution and Customer Retrofits	Construction	32,261			3,022	3,113	3,207	3,303	3,402	5,246	5,403	5,565
11197	East Bayshore Alameda Distribution and Customer Retrofits	Other	18	2	2	2	2	2	2	2	3		
11200	East Bayshore Upgrades	Planning	155	155									
11200	East Bayshore Upgrades	Design	101				101						
11200	East Bayshore Upgrades	Construction	405				405						
All Projects			56,648	388	449	4,412	5,282	4,942	5,091	5,373	8,076	11,890	10,745

Award Purpose:
Water Recycling & Conservation

Award:
7000315-North Richmond Recycled Water Plant


Lead Department:
Water Resources

Start Year:
FY 2028

Award Description

The North Richmond Water Recycling Plant (NRWRP) provides tertiary treatment to wastewater effluent from West County Wastewater District for use in the Chevron refinery cooling towers. NRWRP supports the District’s Strategic Plan goal of Long-Term Water Supply through water recycling. FY 2024 - FY 2025 work included an unplanned replacement of the sand filters. FY 2028 - FY 2035 planned improvements include chemical feed pump replacements, clarifier and thickener drive replacements, thickener rehabilitation, process water pipe replacements, and sand filter baffles replacement.

Appropriations (\$ Thousands)			
Phase	Total	FY 2026	FY 2027
Planning	-	-	-
Design	-	-	-
Construction	-	-	-
Recurring	-	-	-
Other	-	-	-
Total	-	-	-



Projected Cash Flow (\$ Thousands)													
CIP ID	Project Title	Phase	Total	FY 2026	FY 2027	FY 2028	FY 2029	FY 2030	FY 2031	FY 2032	FY 2033	FY 2034	FY 2035
11026	North Richmond Water Reclamation Plant Improvements Phase 3	Design	1,351			1,351							
11026	North Richmond Water Reclamation Plant Improvements Phase 3	Construction	7,831				7,831						
11028	North Richmond Water Reclamation Plant RCER FY24-25	Recurring	4,890				574	591	609	1,119	646	665	685
11203	North Richmond Water Reclamation Plant Condition Assessment	Planning	86				86						
All Projects		All Phases	14,158			1,351	8,491	591	609	1,119	646	665	685

Award Purpose:
Water Recycling & Conservation


Award:
7000160-RARE - Chevron Funded

Lead Department: Start Year:
Water Resources FY 2026

Award Description

The Richmond Advanced Recycled Expansion (RARE) Water Project provides up to 3.5 MGD of recycled water to the Chevron refinery for boiler feedwater applications to cor the use of potable water. RARE supports the District’s Strategic Plan goal of Long-Term Water Supply through water recycling, and improvements are funded by Chevron. FY - FY2025 work included microfiltration module replacement, new Reverse Osmosis (RO) feed pumps and clean-in-place pump replacements, and sodium hypochlorite tank r In FY 2026 - FY2035 equipment will be replaced and upgraded at RARE including RO membranes, instruments and analyzers, and the waste equalization tank and neutraliza system.

Appropriations (\$ Thousands)			
Phase	Total	FY 2026	FY 2027
Planning	-	-	-
Design	214	-	214
Construction	-	-	-
Recurring	1,901	1,409	492
Other	-	-	-
Total	2,116	1,409	707



Projected Cash Flow (\$ Thousands)													
CIP ID	Project Title	Phase	Total	FY 2026	FY 2027	FY 2028	FY 2029	FY 2030	FY 2031	FY 2032	FY 2033	FY 2034	FY 2035
11027	Richmond Advance Recycled Expansion RCER FY24-25	Design	214		214								
11027	Richmond Advance Recycled Expansion RCER FY24-25	Construction	1,690			1,690							
11027	Richmond Advance Recycled Expansion RCER FY24-25	Recurring	13,317	1,409	492	532	2,068	592	610	1,767	647	1,189	4,010
All Projects		All Phases	15,222	1,409	707	2,223	2,068	592	610	1,767	647	1,189	4,010

Award Purpose:

Water Recycling & Conservation

Award:

7000071-San Ramon Valley Recycled Water

Lead Department:

Start Year:


Water Resources

FY 2026

Award Description

The San Ramon Valley Recycled Water Program provides recycled water to offset drinking water that was previously used for landscape irrigation in the San Ramon Valley. The program meets the District's Strategic Plan goal of Long-Term Water Supply through water recycling. FY2024 and FY 2025 work included automated meter infrastructure installation on the large recycled water irrigation meters and continuation of customer retrofits. Design for Pump Station R3000 anticipated to begin in FY 2026 with construction completion in FY 2028 - FY 2029. Design for Phases 3 pipelines anticipated in FY 2027 - FY 2028 with construction in FY 2029 - FY 2030. Phase 3 site retrofits will complete FY 2031. Phase 5 (Blackhawk West) anticipated to be completed in FY 2033.

Appropriations (\$ Thousands)			
Phase	Total	FY 2026	FY 2027
Planning	-	-	-
Design	-	-	-
Construction	-	-	-
Recurring	-	-	-
Other	-	-	-
Total	-	-	-



Projected Cash Flow (\$ Thousands)													
CIP ID	Project Title	Phase	Total	FY 2026	FY 2027	FY 2028	FY 2029	FY 2030	FY 2031	FY 2032	FY 2033	FY 2034	FY 2035
11017	EBMUD/SRV Distribution Pipelines	Planning	1,997	299	223	317	428	301	430				
11017	EBMUD/SRV Distribution Pipelines	Design	1,982	1,277	286	87	191	139					
11017	EBMUD/SRV Distribution Pipelines	Construction	27,484			11,353	11,694	591	3,845				
11025	San Ramon Valley Customer Retrofits	Planning	451	41	42	66	68	151	84				
11025	San Ramon Valley Customer Retrofits	Design	497	155			169	174					
11025	San Ramon Valley Customer Retrofits	Construction	2,835	21	1,857	33	68	464	394				
All Projects		All Phases	35,246	1,792	2,408	11,856	12,617	1,820	4,752				

Award Purpose:

Water Treatment

Award:

7000299-Pardee Center Capital Maintenance & Improvements

Lead Department:

Water Operations

Start Year:

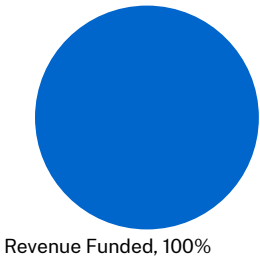
FY 2026

Award Description

This project provides for replacement and improvements to the Pardee Center Wastewater Treatment Plant, office and lodging buildings and grounds, roads, conference cen and power poles to ensure safe and reliable systems that comply with operational and regulatory requirements.

Appropriations (\$ Thousands)			
Phase	Total	FY 2026	FY 2027
Planning	-	-	-
Design	-	-	-
Construction	-	-	-
Recurring	4,484	2,833	1,651
Other	-	-	-
Total	4,484	2,833	1,651

Funding Sources



Projected Cash Flow (\$ Thousands)													
CIP ID	Project Title	Phase	Total	FY 2026	FY 2027	FY 2028	FY 2029	FY 2030	FY 2031	FY 2032	FY 2033	FY 2034	FY 2035
11135	FY22 Pardee Center Capital Municipal and Industrial	Recurring	13,535	2,833	1,651	1,918	1,747	1,336	991	749	1,131	647	533
	All Projects	All Phases	13,535	2,833	1,651	1,918	1,747	1,336	991	749	1,131	647	533

Award Purpose:

Water Treatment

Award:

7000090-Treatment Plant Upgrades

Lead Department:

Engineering & Construction

Start Year:

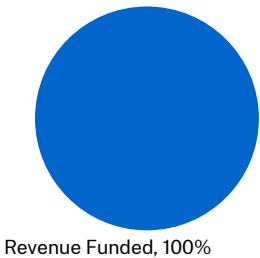
FY 2026

Award Description

This project includes the planning, design, and construction of improvements to the District’s six water treatment plants (WTPs) in order to strengthen the performance, reliability and resiliency of the treatment system. FY 2025 work included construction of Orinda WTP Disinfection and the Chemical Safety System Improvements Project, Upper San Leandro (USL) WTP Maintenance and Reliability and USL and Sobrante Chemical Safety System Improvements Project, Lafayette WTP Control Systems Improvements, and completion of the San Pablo Reservoir Hypolimnetic Oxygenation System (HOS) and the Orinda, Lafayette, and Walnut Creek WTPs Carbonic Acid Storage and Feed Control Systems Projects. FY 2026 - FY 2027 work includes construction of Orinda WTP Disinfection and the Chemical Safety System Improvements Project, USL WTP Maintenance Reliability and USL and Sobrante Chemical Safety System Improvements projects, Lafayette WTP Control Systems Improvements, Walnut Creek WTP and Lafayette WTP Chemical Safety Systems Project; design and start of construction of Walnut Creek WTP Filters Improvements Project, Walnut Creek WTP Control Systems Refresh Project design of Walnut Creek WTP Pretreatment Project, Briones Reservoir HOS and planning for Orinda WTP washwater lift station and residuals and WTP standby power improvements. FY 2028 - 2035 work includes construction of the Orinda WTP Disinfection and the Chemical Safety System Improvements Project, USL WTP Maintenance and Reliability and USL and Sobrante Chemical Safety System Improvements Project, Walnut Creek WTP and Lafayette WTP Chemical Safety Systems Project, Walnut Creek WTP Filters Improvements Project, Walnut Creek WTP Control Systems Refresh, Water Quality Research Facility, and Walnut Creek WTP Pretreatment Project. Design of the Orinda WTP Washwater Lift Station and Residuals Project and WTP Valve Reliability Project will also begin.

Appropriations (\$ Thousands)			
Phase	Total	FY 2026	FY 2027
Planning	1,078	442	637
Design	11,210	11,142	68
Construction	90,765	62,791	27,974
Recurring	-	-	-
Other	-	-	-
Total	103,053	74,374	28,679

Funding Sources



Projected Cash Flow (\$ Thousands)

CIP ID	Project Title	Phase	Total	FY 2026	FY 2027	FY 2028	FY 2029	FY 2030	FY 2031	FY 2032	FY 2033	FY 2034	FY 2035
11112	Sobrante Water Treatment Plant Improvements Environmental Impact Report	Design	7,853									2,566	5,287
11106	Upper San Leandro Water Treatment Plant Reliability Improvements	Construction	187,234	60,630	62,450	64,154							
11105	Orinda Water Treatment Plant Disinfection and Chemical Systems Safety Improvements	Construction	122,762	58,746	43,107	20,909							
11109	Walnut Creek Water Treatment Plant Pretreatment Project	Design	9,334	2,661	3,289	2,259	1,126						
11109	Walnut Creek Water Treatment Plant Pretreatment Project	Construction	247,980					22,037	50,274	65,391	73,654	36,624	
11108	Lafayette Water Treatment Plant Control Systems Improvements	Construction	1,431	1,431									
11111	Walnut Creek Water Treatment Plant Filters Improvements	Construction	32,627		518	12,839	12,894	6,376					
11107	Water Treatment Plants Chemical Safety Improvements	Construction	65,747	16,437	19,185	20,842	9,284						
11110	Walnut Creek Water Treatment Plant Control Systems Refresh	Design	670	670									
11110	Walnut Creek Water Treatment Plant Control Systems Refresh	Construction	6,056	1,685	3,729	642							
11113	Water Quality Research Facility	Construction	7,997				3,939	4,057					
11227	Water Treatment Plant Valve Reliability Study	Planning	454				338	116					
11227	Water Treatment Plant Valve Reliability Study	Design	1,180					464	716				
11228	Water Treatment Plant Standby Power Study	Planning	1,067	206	424	437							
11228	Water Treatment Plant Standby Power Study	Design	2,426				506	638			760	522	
11230	Briones Reservoir Water Quality Improvement Study	Design	1,167	227	700	240							
11231	Water Treatment Plant Controls System Cybersecurity	Design	886	77	80	82	84	87	90	92	95	98	101
11232	Orinda Water Treatment Plant Washwater Lift Station and Residuals Study	Planning	627	309	318								
11232	Orinda Water Treatment Plant Washwater Lift Station and Residuals Study	Design	1,929			1,339	591						

Projected Cash Flow (\$ Thousands)													
CIP ID	Project Title	Phase	Total	FY 2026	FY 2027	FY 2028	FY 2029	FY 2030	FY 2031	FY 2032	FY 2033	FY 2034	FY 2035
	All Projects	All Phases	699,428	143,079	133,800	123,742	28,762	33,775	51,080	65,483	74,509	39,810	5,388

Award Purpose:

Contingency

Award:

7000355-Contingency - Water

Lead Department:

Finance


Start Year:

FY 2026

Award Description

The Water and Wastewater systems have independent capital contingency funds to ensure the timely response to unanticipated critical work, and potentially support projects that are contingent upon the receipt of grants or other outside funding. The Contingency Awards are only intended to provide appropriations to existing Awards approved by the Board in the event of material unexpected cost increases or due to unexpected emergencies, without requiring the Board amend the budget, and without each Award incurring its own contingency, which could significantly increase overall capital appropriations. Transfers of contingency appropriations are uncommon and costs that significantly exceed budget expectations are reported to the Board under existing policies. Transfers out of the Capital Contingency Awards are approved by the Director of Finance, and the General Manager and Board of Directors are informed when the amount is greater than \$2.5 million.

Appropriations (\$ Thousands)			
Phase	Total	FY 2026	FY 2027
Planning	-	-	-
Design	-	-	-
Construction	-	-	-
Recurring	-	-	-
Other	99,541	48,855	50,687
Total	99,541	48,855	50,687



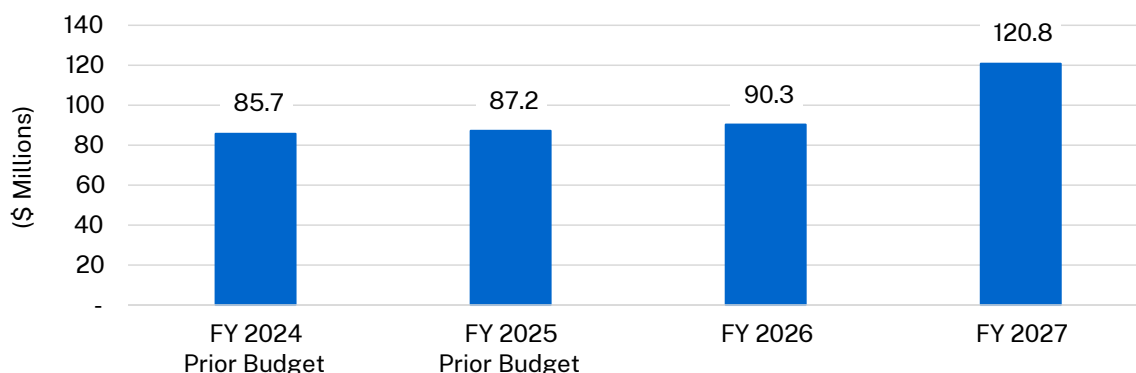
Projected Cash Flow (\$ Thousands)													
CIP ID	Project Title	Phase	Total	FY 2026	FY 2027	FY 2028	FY 2029	FY 2030	FY 2031	FY 2032	FY 2033	FY 2034	FY 2035
		Planning											
		Design											
		Construction											

Wastewater System

Overview

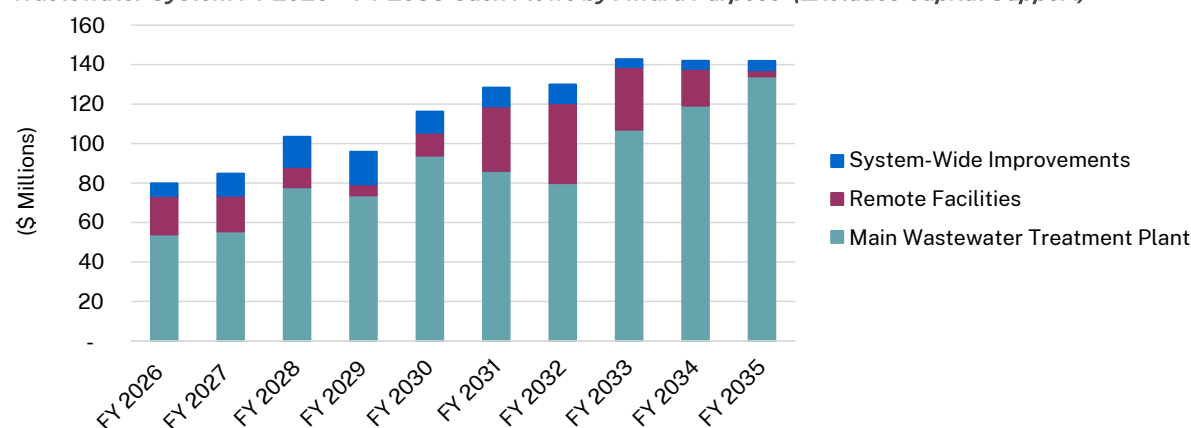
The Wastewater System's FY 2026 capital appropriation will increase by \$3.1 million or 4 percent from FY 2025. In FY 2027, appropriations will increase by \$30.5 million, or 34 percent, from FY 2026. The second year's increase aligns with the CIP's increasing size and scope.

Water System Appropriations Current Budget Compared to Prior Budget by Fiscal Year



The FY 2026 - FY 2035 CIP is \$1.2 billion, including Capital Support. The CIP is driven by the combination of increasing investments to replace and rehabilitate aging infrastructure, working towards meeting Board-set priorities, and increased labor and construction costs. Capital Support, the indirect costs associated with capital work, is in line with recent expenses at \$ \$3.1 million annually in the first two years, and then increases by 3 percent annually for the remainder of the CIP.

Wastewater System FY 2026 – FY 2035 Cash Flows by Award Purpose (Excludes Capital Support)



Award Purpose:
Main Wastewater Treatment Plant


Award:
7000338-Dewatering

Lead Department:	Start Year:
Wastewater	FY 2026

Award Description

The Dewatering award includes capital improvements to renew and replace process equipment and structures to reduce water content of digested sludge to prepare it for b use as biosolids. Major projects include the Dewatering Improvements Project which will replace the existing dewatering process. FY 2024 and FY2025 work included the be of the planning phase of the Dewatering Improvements project. FY 2026 and FY 2027 will include beginning of the design phase of the Dewatering Improvements project. FY through FY 2035 will include the completion of the construction of the Dewatering Improvements project.

Appropriations (\$ Thousands)			
Phase	Total	FY 2026	FY 2027
Planning	-	-	-
Design	-	-	-
Construction	-	-	-
Recurring	-	-	-
Other	-	-	-
Total	-	-	-



Projected Cash Flow (\$ Thousands)

CIP ID	Project Title	Phase	Total	FY 2026	FY 2027	FY 2028	FY 2029	FY 2030	FY 2031	FY 2032	FY 2033	FY 2034	FY 2035
21008	Dewatering Improvements Project	Design	12,415	2,740	4,944	4,732							
21008	Dewatering Improvements Project	Construction	102,519			15,036	24,491	36,819	26,174				
All Projects		All Phases	114,934	2,740	4,944	19,767	24,491	36,819	26,174				

Award Purpose:
Main Wastewater Treatment Plant

Award:
7000337-Digesters


Lead Department:
Wastewater

Start Year:
FY 2026

Award Description

The Digesters award includes all capital improvements to renew and improve assets directly associated with digestion of solids separated in the liquid treatment process and high strength waste blended with those separated solids via the Blend Tanks. Major projects include the Digester Upgrade Project Phase 3, Digester 2 Dual Membrane Replacement, Digester 7 and 12 Coating Repairs, Digester Roof and Exterior Coating Repairs, and Digester Upgrade Project Phase 4. FY 2024 and FY 2025 work included continued construction of Digester Upgrade Project Phase 3, the beginning of design of the Digester 7 and 12 Coating Repairs project. FY 2026 and FY2027 will include completion of the Digester Upgrade Project Phase 3 construction, design of the Digester 2 Dual Membrane Replacement, and design and construction of the Digester 7 and 12 Coating Repairs project. FY 2028 through FY 2035 includes design and construction of Digester Electrical Upgrades, and Digester Roof and Exterior Coating Repairs.

Appropriations (\$ Thousands)			
Phase	Total	FY 2026	FY 2027
Planning	-	-	-
Design	318	-	318
Construction	13,224	13,224	-
Recurring	-	-	-
Other	-	-	-
Total	13,542	13,224	318




Projected Cash Flow (\$ Thousands)													
CIP ID	Project Title	Phase	Total	FY 2026	FY 2027	FY 2028	FY 2029	FY 2030	FY 2031	FY 2032	FY 2033	FY 2034	FY 2035
21021	Digester Upgrade Project Phase 3	Construction	6,180	6,180									
21051	Digester 2 Dual Membrane Replacement	Design	318		318								
21051	Digester 2 Dual Membrane Replacement	Construction	2,841			2,841							
21052	Digester 7 and 12 Coating Repairs	Construction	13,224	4,429	5,517	3,278							
21053	Digester Electrical Upgrades	Design	1,013				1,013						
21053	Digester Electrical Upgrades	Construction	7,060					3,478	3,582				
21054	Digester Roof and Exterior Coating Repairs	Design	696					696					
21054	Digester Roof and Exterior Coating Repairs	Construction	11,881						5,731	6,149			
21055	Digester Upgrade Project Phase 4	Design	3,167								3,167		
21055	Digester Upgrade Project Phase 4	Construction	20,268									9,786	10,483
All Projects		All Phases	66,648	10,609	5,835	6,119	1,013	4,173	9,314	6,149	3,167	9,786	10,483

Award Purpose:	
Main Wastewater Treatment Plant	
Award:	
7000334-Effluent Discharge	
Lead Department:	Start Year:
Wastewater	FY 2033

Award Description

The Effluent Discharge award includes all capital improvements to renew and replace systems associated with discharge of treated wastewater into San Francisco Bay, inclu the effluent channel downstream of secondary treatment, the Effluent Pump Station (EPS), the outfall pipeline, the Dechlorination Facility, the Transition Structure, and the associated equipment, chemical dosing and storage systems, and other appurtenances. FY 2024 and FY 2025 work included the completion of the Dechlorination Facility Improvements Phase 3. No work is planned in FY 2026 or FY 2027 under this award. FY 2028 to FY 2035 work includes beginning of planning and design for the Dechlorinati Facility Improvements Phase 4, and the EPS Seismic Ground Improvements Project.

Appropriations (\$ Thousands)			
Phase	Total	FY 2026	FY 2027
Planning	-	-	-
Design	-	-	-
Construction	-	-	-
Recurring	-	-	-
Other	-	-	-
Total	-	-	-



Projected Cash Flow (\$ Thousands)

CIP ID	Project Title	Phase	Total	FY 2026	FY 2027	FY 2028	FY 2029	FY 2030	FY 2031	FY 2032	FY 2033	FY 2034	FY 2035
21032	Dechlorination Facility Improvements Phase 4	Planning	380								380		
21032	Dechlorination Facility Improvements Phase 4	Design	1,267								1,267		
21032	Dechlorination Facility Improvements Phase 4	Construction	6,622									3,262	3,360
21009	Effluent Pump Station - Main Pump Improvements	Planning	285										285
21009	Effluent Pump Station - Main Pump Improvements	Design	1,141										1,141
21059	EPS Seismic Ground Improvements	Planning	253								253		
21059	EPS Seismic Ground Improvements	Design	3,424									2,349	1,075
21059	EPS Seismic Ground Improvements	Construction	8,063										8,063
21013	Navy Water Line Rehabilitation	Planning	67										67
21013	Navy Water Line Rehabilitation	Design	134										134
All Projects		All Phases	21,636								1,900	5,611	14,126

Award Purpose:
Main Wastewater Treatment Plant

Award:
7000339-Electricals and Controls


Lead Department:
Wastewater

Start Year:
FY 2026

Award Description

The Electricals and Controls award includes all capital improvements to renew and replace electrical and controls infrastructure, such as power distribution, instrumentation and other related assets across the Wastewater system. The award does not include the electrical and controls elements of capital projects under other awards, but rather only the projects that focused on electrical and controls infrastructure. Major projects include the Dedicated 12 kilovolt (kV) Service Connection, Electrical Reliability Improvements, Control Center (MCC) Replacements Project, Power Distribution System Equipment, and the Emergency Generator Project. FY 2024 and FY 2025 work included the Electrical Reliability Master Plan, MCC Replacements, MWWTP Intercom Paging Upgrades, Programmable Logic Controller Replacements Project, and the DCS Console Replacement Project. FY 2026 and FY 2027 work will include beginning the planning phases of the Dedicated 12 kV Service Connection, Electrical Condition Assessment, Electrical Reliability Improvements, and Emergency Generator projects, as well as construction of the Electrical Sub-Metering Data and Power Distribution System Equipment projects. FY 2028 through FY 2035 will include completion of the Electrical Reliability Improvements, Dedicated 12 kV Service Connection, MCC Replacements, MWWTP T20 Transformer Replacement, and Power Distribution System Improvements Phase 2 projects.

Appropriations (\$ Thousands)			
Phase	Total	FY 2026	FY 2027
Planning	-	-	-
Design	-	-	-
Construction	4,371	2,182	2,189
Recurring	-	-	-
Other	-	-	-
Total	4,371	2,182	2,189



Projected Cash Flow (\$ Thousands)

CIP ID	Project Title	Phase	Total	FY 2026	FY 2027	FY 2028	FY 2029	FY 2030	FY 2031	FY 2032	FY 2033	FY 2034	FY 2035
21063	Intercom Paging System Upgrade	Construction	2,189		637	765	788						
21083	Electrical Sub-Metering Data	Design	431	103	106	109	113						
21083	Electrical Sub-Metering Data	Construction	323	77	80	82	84						
21043	Distributed Control System Renewal and Upgrades	Construction	3,855			656	647		2,552				
21050	Dedicated 12kV Service Connection	Planning	362	309	53								
21050	Dedicated 12kV Service Connection	Design	1,209		212	546	450						
21050	Dedicated 12kV Service Connection	Construction	14,954				1,970	6,349	896	5,739			
21057	Electrical Condition Assessment	Planning	309	309									
21058	Electrical Reliability Improvements	Planning	309	309									
21058	Electrical Reliability Improvements	Design	1,077		530	546							
21058	Electrical Reliability Improvements	Construction	23,262			4,699	2,814	3,594	4,776	7,379			
21074	Emergency Generator	Planning	103	103									
21074	Emergency Generator	Design	1,713		1,167	546							
21074	Emergency Generator	Construction	16,787			6,556	6,753	3,478					
21064	Motor Control Center Replacements	Planning	56				56						
21064	Motor Control Center Replacements	Design	1,098				338	522	239				
21064	Motor Control Center Replacements	Construction	22,820						3,582	4,919	5,067	5,219	4,032
21091	Main Wastewater Treatment Plant T20 Replacement	Planning	58					58					
21091	Main Wastewater Treatment Plant T20 Replacement	Design	174					174					
21091	Main Wastewater Treatment Plant T20 Replacement	Construction	2,615						1,194	1,421			

Projected Cash Flow (\$ Thousands)													
CIP ID	Project Title	Phase	Total	FY 2026	FY 2027	FY 2028	FY 2029	FY 2030	FY 2031	FY 2032	FY 2033	FY 2034	FY 2035
21102	Power Distribution System Equipment	Design	82	82									
21102	Power Distribution System Equipment	Construction	1,858	793	255	262	270	278					
21075	Power Distribution System Phase 2	Planning	84				84						
21075	Power Distribution System Phase 2	Design	563				563						
21075	Power Distribution System Phase 2	Construction	3,659				1,688	1,971					
All Projects		All Phases	99,950	2,086	3,039	14,768	16,618	16,423	13,239	19,459	5,067	5,219	4,032

Award Purpose:
Main Wastewater Treatment Plant


Award:
7000335-Nutrients

Lead Department:	Start Year:
Wastewater	FY 2026

Award Description

The Nutrients award includes all work prompted specifically by future nitrogen load limit stipulated in the Regional Water Quality Control Board Watershed Permit, schedule into effect in October 2034. Complying with this future load limit will require that all secondary treatment infrastructure be renewed and reliable; however, infrastructure rer existing secondary assets would be required whether or not there is a nitrogen load limit, therefore only capital work required in addition to already necessary secondary tre infrastructure renewal is included in this award. The immediate project work that will determine exactly what the new infrastructure requires is the Nutrients Master Plan Up Prior to completion of that work and confirmation of the preferred combination of capital improvements necessary to meet the future nitrogen load limit, the Secondary Rea Redundancy Expansion project was included in the Capital Improvements Plan (CIP) to account for the expected major capital investment necessary to meet the future load FY 2024 and FY 2025 work included investments in minor modifications and testing of the existing secondary infrastructure to operate in a biological nitrogen removal (BNR FY 2026 and FY 2027 work will include the Nutrients Master Plan Update. FY 2028 through FY 2025 work currently includes the Secondary Reactor Deck Redundancy Expa project.

Appropriations (\$ Thousands)			
Phase	Total	FY 2026	FY 2027
Planning	-	-	-
Design	-	-	-
Construction	-	-	-
Recurring	-	-	-
Other	-	-	-
Total	-	-	-



Projected Cash Flow (\$ Thousands)

CIP ID	Project Title	Phase	Total	FY 2026	FY 2027	FY 2028	FY 2029	FY 2030	FY 2031	FY 2032	FY 2033	FY 2034	FY 2035
21015	Nutrient Master Plan Update	Planning	1,295	1,030	265								
21026	Secondary Reactor Deck Redundancy Expansion	Planning	2,947						2,197	750			
21026	Secondary Reactor Deck Redundancy Expansion	Design	27,680						8,955	9,224	9,501		
21026	Secondary Reactor Deck Redundancy Expansion	Construction	185,984								60,172	61,977	63,836
21028	Sidestream Treatment	Planning	3,061									1,508	1,553
21028	Sidestream Treatment	Design	4,660										4,660
All Projects		All Phases	225,628	1,030	265				11,152	9,974	69,672	63,485	70,049

Award Purpose:
Main Wastewater Treatment Plant

Award:
7000333-Power Generation and Biogas


Lead Department:
Wastewater

Start Year:
FY 2026

Award Description

The Power Generation and Biogas award includes all capital improvements to renew and expand the Power Generation Station (PGS) and the conveyance and conditioning systems that deliver biogas to PGS. Major projects include the PGS Engine Overhauls, PGS Master Plan, PGS MIP to Decentralized Control System (DCS) Migration, and PGS Controls Upgrades. In FY 2024 and FY 2025, the PGS Reliability Improvements Phase 3 project completed. FY 2026 and FY 2027 work includes the start of design for the PG Gas Conditioning System Upgrade, completion of the PGS Engine Overhauls work, start of the PGS Master Plan, and continuing upgrades under the PGS MIP to DCS Migrati FY 2028 to FY 2035 work will include completion of construction for the Gas Conditioning System Upgrade, completion of the PGS MIP to DCS Migration work, completion o Controls Upgrades, and the start of design and construction of the PGS Reliability Improvements Phase 4.

Appropriations (\$ Thousands)			
Phase	Total	FY 2026	FY 2027
Planning	1,077	514	563
Design	1,567	1,426	141
Construction	20,522	9,810	10,712
Recurring	-	-	-
Other	-	-	-
Total	23,166	11,750	11,416



Projected Cash Flow (\$ Thousands)

CIP ID	Project Title	Phase	Total	FY 2026	FY 2027	FY 2028	FY 2029	FY 2030	FY 2031	FY 2032	FY 2033	FY 2034	FY 2035
21060	Gas Conditioning System Upgrade	Design	1,545	1,545									
21060	Gas Conditioning System Upgrade	Construction	12,108		4,244	2,732	2,814	2,319					
21045	Power Generation Station Engine Overhauls	Planning	133	133									
21045	Power Generation Station Engine Overhauls	Construction	8,337	4,107	4,230								
21096	Power Generation Station Master Plan	Planning	1,049	412	637								
21068	Power Generation Station MIP to DCS Migration	Planning	36	36									
21068	Power Generation Station MIP to DCS Migration	Design	503	67	159	164	113						
21068	Power Generation Station MIP to DCS Migration	Construction	1,176	412	265	273	225						
21069	Power Generation Station Reliability Phase 4	Design	811					811					
21069	Power Generation Station Reliability Phase 4	Construction	12,989						4,776	4,919	3,294		
21106	Power Generation Station 1 Controls Upgrades	Construction	546	299	149	98							
21107	Power Generation Station 2 Controls Upgrades	Construction	1,030	1,030									
All Projects		All Phases	40,262	8,041	9,683	3,267	3,151	3,130	4,776	4,919	3,294		

Award Purpose:
Main Wastewater Treatment Plant

Award:
7000330-Preliminary Treatment

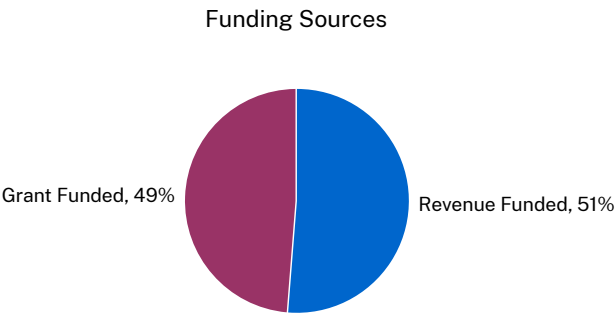
Lead Department:
Wastewater

Start Year:
FY 2036

Award Description

The Preliminary Treatment award includes all capital improvements to the first stage of treatment processes applied to raw sewage flows conveyed to the Main Wastewater Treatment Plant (MWWTP), including coarse screening, pumping, fine screening, and grit removal. Major projects include the Influent Pump Station (IPS) Resiliency Project and the MWWTP Grit Dewatering Equipment Replacement projects. In FY 2024 and FY 2025, the design of the IPS Resiliency Project began and the construction of the MWWTP Grit Dewatering Equipment Replacement Project began. In FY 2026 and FY 2027, the IPS Resiliency Project design will be completed and construction will begin, while the construction of the MWWTP Grit Dewatering Equipment Replacement Project will be completed. In FY 2028 through FY 2035, the second phase of construction of the IPS Resiliency Project will be completed, and the Aerated Grit Tank Concrete, Pipe, and Equipment Improvements Project will begin.

Appropriations (\$ Thousands)			
Phase	Total	FY 2026	FY 2027
Planning	-	-	-
Design	5,181	4,120	1,061
Construction	18,306	-	18,306
Recurring	-	-	-
Other	-	-	-
Total	23,487	4,120	19,367



Projected Cash Flow (\$ Thousands)

CIP ID	Project Title	Phase	Total	FY 2026	FY 2027	FY 2028	FY 2029	FY 2030	FY 2031	FY 2032	FY 2033	FY 2034	FY 2035
21011	Influent Pump Station Resiliency Project	Design	5,181	4,120	1,061								
21011	Influent Pump Station Resiliency Project	Construction	50,733		9,018	9,288	8,875	9,142	4,712	9,698			
21034	Main Wastewater Treatment Plant Grit Dewatering Equipment Replacement and Reactor Drain Improvements (SD-432)	Construction	12,296	8,409	3,887								
21048	AGT Concrete, Pipe, and Equipment Improvements	Design	1,267								1,267		
21048	AGT Concrete, Pipe, and Equipment Improvements	Construction	19,980									10,438	9,542
All Projects		All Phases	89,457	12,529	13,966	9,288	8,875	9,142	4,712	9,698	1,267	10,438	9,542

Award Purpose:
Main Wastewater Treatment Plant


Award:
7000331-Primary Treatment

Lead Department:	Start Year:
Wastewater	FY 2035

Award Description

The Primary Treatment award includes all capital improvements to the Primary Sedimentation Tanks, scum collection system, primary sludge pumping system, and all related equipment and appurtenances. Major projects include the Primary Sedimentation Tank Seismic Retrofit Phases 1 and 2, and the final phase (Phase 6) of the Repair Primary Sedimentation Tanks and Channels project. There were no ongoing projects under this award in FY 2024 and FY 2025 because significant progress completed on the Repair Primary Sedimentation Tanks and Channels projects prior to FY 2024. There are no projects scheduled to begin in FY 2026 through FY 2027. In FY 2028 through FY 2035, we will begin on Repair Primary Sedimentation Tanks and Channels Phase 6.

Appropriations (\$ Thousands)			
Phase	Total	FY 2026	FY 2027
Planning	-	-	-
Design	-	-	-
Construction	-	-	-
Recurring	-	-	-
Other	-	-	-
Total	-	-	-



Projected Cash Flow (\$ Thousands)													
CIP ID	Project Title	Phase	Total	FY 2026	FY 2027	FY 2028	FY 2029	FY 2030	FY 2031	FY 2032	FY 2033	FY 2034	FY 2035
21020	Repair Primary Sed Tanks and Channels Ph 6	Planning	134										134
21020	Repair Primary Sed Tanks and Channels Ph 6	Design	538										538
All Projects		All Phases	672										672

Award Purpose:
Main Wastewater Treatment Plant

Award:
7000336-Resource Recovery


Lead Department:
Wastewater

Start Year:
FY 2030

Award Description

The Resource Recovery award includes all capital improvements necessary to operate the Resource Recovery (R2) program of receiving trucked waste at the low strength and high strength (Blend Tank) receiving stations to generate additional revenue and biogas. Major projects include the Blend Tank Odor and Grit Improvements. FY 2024 and FY 2025 work included completion of design of the Blend Tank Odor and Grit Improvements Project. No work is expected in FY 2026 and FY 2027 under this award, as the Blend Tank and Grit Improvements Project has paused in favor of higher priority projects. FY 2028 through FY 2035 work will include completion of the Blend Tank Odor and Grit Improvements Project.

Appropriations (\$ Thousands)			
Phase	Total	FY 2026	FY 2027
Planning	-	-	-
Design	-	-	-
Construction	-	-	-
Recurring	-	-	-
Other	-	-	-
Total	-	-	-



Projected Cash Flow (\$ Thousands)													
CIP ID	Project Title	Phase	Total	FY 2026	FY 2027	FY 2028	FY 2029	FY 2030	FY 2031	FY 2032	FY 2033	FY 2034	FY 2035
21005	Blend Tank Odor and Grit Improvements	Construction	6,402					5,507	896				
	All Projects	All Phases	6,402					5,507	896				

Award Purpose:

Main Wastewater Treatment Plant

Award:

7000332-Secondary Treatment

Lead Department:

Wastewater

Start Year:

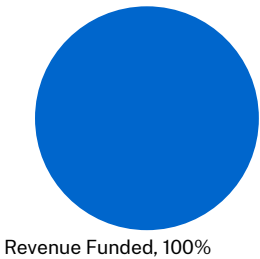
FY 2026

Award Description

The Secondary Treatment award includes all capital improvements to renew existing infrastructure in the secondary treatment process area, which includes the secondary i channels, mid-plant pump station, oxygen production plant, secondary reactor decks, mixed liquor channels, secondary clarifiers, return activated sludge (RAS) and waste a sludge (WAS) pumping systems, and all associated equipment and appurtenances. Capital projects that are specifically required by new nutrient regulations included in the Nutrients award. Major projects include rehabilitation and modernization of the Oxygen Production Plant, rehabilitation of the Secondary Reactor Decks and Secondary Clar and seismic retrofit of the Oxygen Production Plant. In FY 2024 and FY 2025, the Secondary Reactor Rehabilitation Phase 1 completed, the Secondary Clarifier Rehabilitatio Phase 3 completed, the design completed and construction began for the Oxygen Plant Improvements project, design completed and construction began for the Secondary Clarifiers Rehabilitation Phase 4, and the design of Secondary Reactors Rehabilitation Phase 2 began. In FY 2026 and FY 2027, the Oxygen Plant Improvements Project will continue construction, the Secondary Clarifier Rehabilitation Phase 4 will completed, and design of the Secondary Reactors Rehabilitation Phase 2 will continue and constru will begin. In FY 2028 through FY 2035, Secondary Reactors Rehabilitation Phase 2 will completed, Secondary Reactors Rehabilitation Phases 3 and 4 will begin, and Secon Clarifiers Phases 5 and 6 will begin.

Appropriations (\$ Thousands)			
Phase	Total	FY 2026	FY 2027
Planning	-	-	-
Design	2,061	2,061	-
Construction	27,072	27,072	-
Recurring	-	-	-
Other	-	-	-
Total	29,133	29,133	-

Funding Sources



Projected Cash Flow (\$ Thousands)

CIP ID	Project Title	Phase	Total	FY 2026	FY 2027	FY 2028	FY 2029	FY 2030	FY 2031	FY 2032	FY 2033	FY 2034	FY 2035
21035	Oxygen Plant Improvements	Construction	18,791	6,668	6,382	4,761	979						
21105	Clarifier Rehabilitation Phase 4	Construction	4,120	4,120									
21024	Clarifier Rehabilitation Phase 5	Design	836						836				
21024	Clarifier Rehabilitation Phase 5	Construction	28,207							7,748	13,934	6,524	
21025	Clarifier Rehabilitation Phase 6	Design	522									522	
21025	Clarifier Rehabilitation Phase 6	Construction	5,376										5,376
21065	Oxygen Plant Seismic Improvements	Design	998									326	672
21039	Secondary Reactors Rehabilitation Phase 2	Design	2,123	2,123									
21039	Secondary Reactors Rehabilitation Phase 2	Construction	23,770	408	8,181	8,427	6,753						
21040	Secondary Reactors Rehabilitation Phase 3	Planning	34				34						
21040	Secondary Reactors Rehabilitation Phase 3	Design	2,521				1,749	772					
21040	Secondary Reactors Rehabilitation Phase 3	Construction	24,424					468	11,801	12,155			
21046	Secondary Reactors Rehabilitation Phase 4	Planning	37							37			
21046	Secondary Reactors Rehabilitation Phase 4	Design	2,929							2,032	897		
21046	Secondary Reactors Rehabilitation Phase 4	Construction	26,874								515	12,985	13,375
All Projects		All Phases	141,560	13,319	14,564	13,188	9,515	1,240	12,637	21,972	15,346	20,357	19,422

Award Purpose:
Main Wastewater Treatment Plant

Award:
New-Seismic Retrofit Maintenance Center


Lead Department:
Wastewater

Start Year:
FY 2028

Award Description

The Maintenance Center is an operational facility that serves as the primary hub at the Main Wastewater Treatment Plant. This project is designed to enhance the safety of the building during a seismic event and ensure functional recovery after. While the probability of a major earthquake occurring within the next 10 years is estimated to be less than 1 percent, proactive measures are being taken to mitigate potential risks. Although not mandated by regulatory authorities, this project is being undertaken voluntarily to enhance the facility’s resilience and safeguard both personnel and critical infrastructure in the event of a seismic event.

Appropriations (\$ Thousands)			
Phase	Total	FY 2026	FY 2027
Planning	-	-	-
Design	-	-	-
Construction	-	-	-
Recurring	-	-	-
Other	-	-	-
Total	-	-	-



Projected Cash Flow (\$ Thousands)													
CIP ID	Project Title	Phase	Total	FY 2026	FY 2027	FY 2028	FY 2029	FY 2030	FY 2031	FY 2032	FY 2033	FY 2034	FY 2035
21041	Seismic Retrofit Maintenance Center	Design	236			109					127		
21041	Seismic Retrofit Maintenance Center	Construction	32,333			10,140	7,833	8,068				3,549	2,742
All Projects		All Phases	32,569			10,250	7,833	8,068			127	3,549	2,742

Award Purpose:

Main Wastewater Treatment Plant

Award:

7000340-Utilities and Sitework

Lead Department:

Wastewater

Start Year:

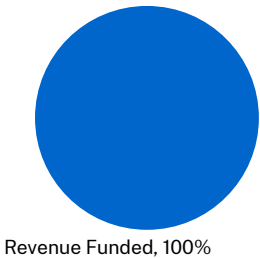
FY 2026

Award Description

The Utilities and Sitework award includes all capital projects to renew and replace plant utilities such as potable water, 3 water (3W), plant drain system, compressed air and as well as chemical systems and piping, paving, fencing, and related assets. Major projects include annual paving projects, the Hypochlorite Pipe Replacement Phase 3 project and the 3W System, Gallery and Vault Drain Improvements project. FY 2024 and FY 2025 projects included beginning of design of the 3W System, Gallery and Vault Drain improvements project and completion of the design of the Hypochlorite Pipe Replacement Phase 3 project. FY 2026 and FY 2027 will include construction of the Hypochlorite Pipe Replacement Phase 3 and the planning phase of the Plant Utility Assessment project. FY 2028 through FY 2035 will include completion of the Hypochlorite Pipe Replacement Phase 3 project, MWWTP paving projects, and completion of the 3W System, Gallery and Vault Drain improvements project.

Appropriations (\$ Thousands)			
Phase	Total	FY 2026	FY 2027
Planning	996	303	693
Design	-	-	-
Construction	3,900	3,900	-
Recurring	-	-	-
Other	-	-	-
Total	4,896	4,203	693

Funding Sources



Projected Cash Flow (\$ Thousands)

CIP ID	Project Title	Phase	Total	FY 2026	FY 2027	FY 2028	FY 2029	FY 2030	FY 2031	FY 2032	FY 2033	FY 2034	FY 2035
21062	Hypo Pipe Replacement Phase 3	Construction	5,971	3,111	2,141	719							
21047	3W System, Gallery and Vault Drain Improvements, and Wet Weather Storage Basin Concrete Rehabilitation (SD-439)	Design	2,141				2,141						
21047	3W System, Gallery and Vault Drain Improvements, and Wet Weather Storage Basin Concrete Rehabilitation (SD-439)	Construction	27,180					9,274	3,125	7,666	7,115		
21056	East Gate Undercrossing	Design	652									652	
21056	East Gate Undercrossing	Construction	2,016										2,016
21089	Main Wastewater Treatment Plant Paving Projects	Planning	2,136	103	1,061	109	113	116	119	123	127	130	134
21071	Plant Drain System Improvements	Planning	181										181
21071	Plant Drain System Improvements	Design	632										632
21073	Plant Gallery Ventilation Improvements	Planning	399			399							
21097	Plant Utility Assessment	Planning	361	361									
All Projects		All Phases	41,669	3,574	3,202	1,227	2,254	9,390	3,244	7,789	7,242	783	2,963

Award Purpose:

Remote Facilities

Award:

7000328-Interceptors and Pump Stations

Lead Department:

Wastewater


Start Year:

FY 2026

Award Description

The Interceptors and Pump Stations award includes all capital improvements to rehabilitate aging gravity interceptors, force mains, and pump stations that convey wastewater to the satellite agencies to the Main Wastewater Treatment Plant (MWWTP). This award includes projects that rehabilitate underground piping, appurtenances, maintenance holes and other buried structures, pumping equipment, electrical and instrumentation infrastructure, and associated buildings. Major projects include the North Interceptor Rehabilitation Emeryville, Alameda Interceptor Rehabilitation Phase 4, and Pump Station H Rehabilitation Phase 2. FY 2024 and FY 2025, the District completed the Special Structures Rehabilitation Phase 1, Pump Station M improvements project, and Interceptor Level Monitoring Station Improvements Project. FY 2026 and FY2027 work includes initiating planning for the Alameda Channel Crossing Improvements project, design of the South Interceptor Rehabilitation Coliseum and Alameda Interceptor Rehabilitation Phase 4 projects, and construction of the North Interceptor Rehabilitation Emeryville and Pump Station H Improvements Phase 2 projects. FY 2028 through FY 2035 work includes construction of the Alameda Channel Crossing Improvements, Pump Stations Facilities Improvements, Pump Station A Improvements, Pump Station L Improvements, South Interceptor Rehabilitation Embarcadero, South Interceptor Rehabilitation Second Street, South Interceptor S24 to S26, and Alameda Interceptor Rehabilitation Phase 5 projects.

Appropriations (\$ Thousands)			
Phase	Total	FY 2026	FY 2027
Planning	1,498	628	870
Design	4,032	3,077	955
Construction	14,872	523	14,349
Recurring	-	-	-
Other	-	-	-
Total	20,402	4,228	16,174



Projected Cash Flow (\$ Thousands)

CIP ID	Project Title	Phase	Total	FY 2026	FY 2027	FY 2028	FY 2029	FY 2030	FY 2031	FY 2032	FY 2033	FY 2034	FY 2035
21037	Pump Station L Improvements Project	Planning	229			229							
21037	Pump Station L Improvements Project	Design	584			57	527						
21037	Pump Station L Improvements Project	Construction	3,222				788	2,434					
21085	Force Main Access Manholes and ARVs	Design	672										672
21036	Pump Station H Rehabilitation Phase 2	Construction	11,429	7,544	3,885								
21002	Alameda Interceptor Rehabilitation Phase 4	Design	1,030	1,030									
21002	Alameda Interceptor Rehabilitation Phase 4	Construction	3,183		3,183								
21092	North Interceptor Rehabilitation Emeryville	Construction	6,137	6,137									
21042	South Interceptor Rehabilitation (S8 to S10)	Design	1,035	1,035									
21042	South Interceptor Rehabilitation (S8 to S10)	Construction	11,166		5,207	5,959							
21001	Alameda Channel Crossing Improvements	Planning	685	206	424	55							
21001	Alameda Channel Crossing Improvements	Design	1,410				450	661	299				
21001	Alameda Channel Crossing Improvements	Construction	16,424						5,970	10,454			
21003	Alameda Interceptor Rehabilitation Phase 5	Design	1,230							1,230			
21003	Alameda Interceptor Rehabilitation Phase 5	Construction	10,134								10,134		
21086	Inflow and Infiltration	Planning	8,849	422	446	470	619	788	1,546	1,593	1,640	652	672
21077	Pump Station Ventilation System and Access	Design	228										228
21077	Pump Station Ventilation System and Access	Construction	779										779
21078	Pump Station A Improvements	Planning	123							123			
21078	Pump Station A Improvements	Design	1,080							573	507		
21078	Pump Station A Improvements	Construction	6,254								2,907	3,262	85

Projected Cash Flow (\$ Thousands)

CIP ID	Project Title	Phase	Total	FY 2026	FY 2027	FY 2028	FY 2029	FY 2030	FY 2031	FY 2032	FY 2033	FY 2034	FY 2035
21079	Pump Stations Facilities Improvements	Design	1,966	1,011	955								
21079	Pump Stations Facilities Improvements	Construction	13,794						4,911	6,051	2,635	197	
21104	Remote Facilities Communications Control Integration	Construction	523	258	265								
21099	South Interceptor Rehabilitation (S24 to S26)	Design	1,159					1,159					
21099	South Interceptor Rehabilitation (S24 to S26)	Construction	7,757						3,821	3,936			
21030	South Interceptor Rehabilitation (Embarcadero)	Planning	225				225						
21030	South Interceptor Rehabilitation (Embarcadero)	Design	3,935				225	3,710					
21030	South Interceptor Rehabilitation (Embarcadero)	Construction	26,178						12,896	13,283			
21029	South Interceptor Rehabilitation 2nd St	Construction	23,144								11,401	11,743	
21100	Special Structures Sewer Rehabilitation Phase 2	Planning	882									209	673
All Projects		All Phases	165,446	17,643	14,365	6,770	2,834	8,753	29,443	37,242	29,224	16,063	3,109

Award Purpose:
Remote Facilities

Award:
7000329-Wet Weather Facilities


Lead Department:
Wastewater

Start Year:
FY 2026

Award Description

The Wet Weather Facilities award includes all work required for the Inflow and Infiltration (I/I) Program and renewal and maintenance of the Wet Weather Facilities (WWF) for reliable performance during wet weather events. This award includes annual implementation of the regional private sewer lateral (PSL) ordinance, flow monitoring and modeling and reporting, as required from the Consent Decree issued by United States Environmental Protection Agency and Regional Water Quality Control Board. FY 2024 and FY 2025 work included implementation of the I/I Program flow monitoring and modeling, and design and construction of the Oakport Chemical Tank Replacement project. FY 2026 to FY2027 work will include all I/I Program capital work, implementation of a new PSL management software, and design and start of construction of the Remote Wet Weather Facilities Improvements Project. FY 2028 to FY 20235 will include completion of construction of the Remote Wet Weather Facilities Improvements Project, and further implementation of the I/I Program Consent Decree compliance.

Appropriations (\$ Thousands)			
Phase	Total	FY 2026	FY 2027
Planning	-	-	-
Design	1,935	1,648	287
Construction	24,726	206	24,520
Recurring	-	-	-
Other	-	-	-
Total	26,661	1,854	24,807



Projected Cash Flow (\$ Thousands)

CIP ID	Project Title	Phase	Total	FY 2026	FY 2027	FY 2028	FY 2029	FY 2030	FY 2031	FY 2032	FY 2033	FY 2034	FY 2035
21103	Private Sewer Lateral Software Replacement	Construction	206	206									
21081	Remote Wet Weather Facilities Improvements	Design	1,935	1,648	287								
21081	Remote Wet Weather Facilities Improvements	Construction	24,520		3,448	3,551	2,814	2,898	3,284	3,382	2,534	2,610	
All Projects		All Phases	26,661	1,854	3,735	3,551	2,814	2,898	3,284	3,382	2,534	2,610	

Award Purpose:

System-Wide Improvements

Award:

7000341-General Wastewater

Lead Department:

Wastewater

Start Year:

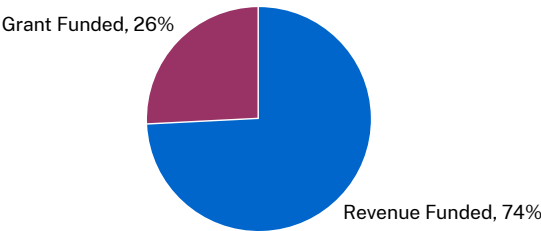
FY 2026

Award Description

The General Wastewater award includes all capital improvements not covered from the other awards and apply to the Wastewater system as a whole, rather than specific projects or areas. Major projects include the Administration and Laboratory Building Seismic Retrofit and Heating, Ventilation, and Air Conditioning (HVAC) Improvements, Laboratory Facility Improvements, Routine Capital Equipment Replacement (RCER) projects, and the Maintenance Center Seismic Retrofit project. FY 2024 and FY 2025 work included design and construction of the Maintenance Center Seismic Retrofit and Administration and Laboratory Building Seismic Retrofit and HVAC Improvements projects, Asset Management Program, and the RCER project. FY 2026 and FY 2027 work will include design and construction of the Administration and Laboratory Building Seismic Retrofit and HVAC Improvements project, Asset Management Program, Laboratory Facility Improvements, planning phase of the MWWTP Space Requirement Planning project, and Optimization Evaluations of Wastewater Facilities projects. FY 2028 through FY 2035 will include completion of the Administration and Laboratory Building Seismic Retrofit and HVAC Improvements project, construction of the Maintenance Center Seismic Retrofit project, RCER implementation, and further Laboratory Facility Improvements implementation.

Appropriations (\$ Thousands)			
Phase	Total	FY 2026	FY 2027
Planning	1,356	773	583
Design	2,060	2,060	-
Construction	33,079	2,362	30,718
Recurring	6,111	3,172	2,939
Other	176	176	-
Total	42,782	8,542	34,240

Funding Sources



Projected Cash Flow (\$ Thousands)													
CIP ID	Project Title	Phase	Total	FY 2026	FY 2027	FY 2028	FY 2029	FY 2030	FY 2031	FY 2032	FY 2033	FY 2034	FY 2035
21095	Optimization Evaluation of WW Facilities	Planning	2,952	258	265	273	281	290	299	307	317	326	336
21033	Administration and Lab Building Seismic Retrofit and HVAC Improvements	Design	2,060	2,060									
21033	Administration and Lab Building Seismic Retrofit and HVAC Improvements	Construction	45,103		7,426	11,474	11,818	3,478	5,373	5,534			
21087	Laboratory Equipment	Construction	2,647	700	393	372	383	394	406				
21004	Asset Management Program	Planning	3,056	309	318	273	281	290	299	307	317	326	336
21004	Asset Management Program	Other	176	176									
21049	CMU Structures Seismic Retrofit	Planning	38										38
21049	CMU Structures Seismic Retrofit	Design	538										538
21006	Collaboration Space	Planning	124				124						
21006	Collaboration Space	Design	620				620						
21006	Collaboration Space	Construction	3,191					3,191					
21088	Laboratory Facility Improvements	Construction	2,362	206	212	219	225	232	239	246	253	261	269
21090	Main Wastewater Treatment Plant RCER	Construction	28,339	2,472	2,546	2,623	2,701	2,782	2,866	2,952	3,040	3,131	3,225
21012	Main Wastewater Treatment Plant - Space Requirement Planning	Planning	206	206									
All Projects			91,411	6,387	11,161	15,233	16,433	10,657	9,481	9,347	3,927	4,045	4,741

Award Purpose:

Contingency

Award:

7000354-Contingency - Wastewater

Lead Department:

Wastewater

Start Year:

FY 2026

Award Description

The Water and Wastewater systems have independent capital contingency funds to ensure the timely response to unanticipated critical work, and potentially support projects that are contingent upon the receipt of grants or other outside funding. The Contingency Awards are only intended to provide appropriations to existing Awards approved by the Board in the event of material unexpected cost increases or due to unexpected emergencies, without requiring the Board amend the budget, and without each Award incurring its own contingency, which could significantly increase overall capital appropriations. Transfers of contingency appropriations are uncommon and costs that significantly exceed budget expectations are reported to the Board under existing policies. Transfers out of the Capital Contingency Awards are approved by the Director of Finance, and the General Manager and Board of Directors are informed when the amount is greater than \$2.5 million.

Appropriations (\$ Thousands)			
Phase	Total	FY 2026	FY 2027
Planning	-	-	-
Design	-	-	-
Construction	-	-	-
Recurring	-	-	-
Other	16,457	7,981	8,476
Total	16,457	7,981	8,476

Projected Cash Flow (\$ Thousands)													
CIP ID	Project Title	Phase	Total	FY 2026	FY 2027	FY 2028	FY 2029	FY 2030	FY 2031	FY 2032	FY 2033	FY 2034	FY 2035
		Planning											
		Design											
		Construction											