



**BOARD OF DIRECTORS
EAST BAY MUNICIPAL UTILITY DISTRICT**

375 - 11th Street, Oakland, CA 94607

Office of the Secretary: (510) 287-0440

Notice of Time Change

**FINANCE/ADMINISTRATION
COMMITTEE**

Tuesday, April 23, 2024

9:00 a.m.

Boardroom

375 11th Street

Oakland, CA 94607

Notice is hereby given that the Tuesday, April 23, 2024 Finance/Administration Committee meeting of the Board of Directors has been rescheduled from 10:00 a.m. to 9:00 a.m. The meeting will be held in the Administration Building Boardroom at 375 11th Street, Oakland, California.

Dated: April 18, 2024



Rischa S. Cole

Secretary of the District

This page is intentionally left blank.



**BOARD OF DIRECTORS
EAST BAY MUNICIPAL UTILITY DISTRICT**

375 – 11th Street, Oakland, CA 94607

Office of the Secretary: (510) 287-0440

**AGENDA
Finance/Administration Committee
Tuesday, April 23, 2024
9:00 a.m.
Boardroom
375 11th Street
Oakland, CA 94607**

Committee Members Andy Katz {Chair}, April Chan, and William B. Patterson

***** Please see appendix for public participation instructions*****

ROLL CALL:

PUBLIC COMMENT: The Board of Directors is limited by State law to providing a brief response, asking questions for clarification, or referring a matter to staff when responding to items that are not listed on the agenda.

DETERMINATION AND DISCUSSION:

1. Monthly Investment Transactions Report (Skoda)
2. Quarterly Financial Reports: (Skoda)
 - Quarterly Payroll, Disbursement and Real Estate Summary Reports for the Water and Wastewater Systems for Quarter Ended March 31, 2024
 - Quarterly Investment Report – March 31, 2024

ADJOURNMENT:

Disability Notice

If you require a disability-related modification or accommodation to participate in an EBMUD public meeting please call the Office of the Secretary (510) 287-0404. We will make reasonable arrangements to ensure accessibility. Some special equipment arrangements may require 48 hours advance notice.

Document Availability

Materials related to an item on this Agenda that have been submitted to the EBMUD Board of Directors within 72 hours prior to this meeting are available for public inspection in EBMUD's Office of the Secretary at 375 11th Street, Oakland, California, during normal business hours, and can be viewed on our website at www.ebmud.com.

W:\Board of Directors - Meeting Related Docs\Agendas 2024\2024 Finance-Adm Committee\04232024 finance-admin agenda.docx



Finance/Administration Committee Meeting

*EBMUD Board committee meetings will be conducted in person and accessible via Zoom.
These meetings are live streamed on the District's website.*

Online*

<https://ebmud.zoom.us/j/92433162059?pwd=emM4YjRrQTJtK3M0NnAxTDRoVzh5Zz09>

Webinar ID: 924 3316 2059

Passcode: 282322

By Phone*

Telephone: 1 669 900 6833

Webinar ID: 924 3316 2059

Passcode: 282322

International numbers available: <https://ebmud.zoom.us/u/kdjd0Kd06>

*To familiarize yourself with Zoom, please visit <https://support.zoom.us/hc/en-us/articles/201362193-Joining-a-Meeting>

Providing public comment - *The EBMUD Board of Directors is limited by State law to providing a brief response, asking questions for clarification, or referring a matter to staff when responding to items that are not listed on the agenda.*

- Each speaker is allotted 3 minutes to speak; the Board President has the discretion to amend this time based on the number of speakers
- The Secretary will track time and inform each speaker when the allotted time has concluded
- Comments on **non-agenda items** will be heard at the beginning of the meeting
- Comments on **agenda items** will be heard when the item is up for consideration
- The Secretary will call each speaker in the order received

In person

- Fill out and submit a blue speaker card which is available in the meeting room

Via Zoom

- Use the raise hand feature in Zoom to indicate you wish to make a public comment
<https://support.zoom.us/hc/en-us/articles/205566129-Raising-your-hand-in-a-webinar>
 - If you participate by phone, press *9 to raise your hand
- When prompted by the Secretary, please state your name, affiliation if applicable, and topic

Submitting written comments or materials

- Email written comments or other materials for the Board of Directors to SecOffice@ebmud.com
- Please indicate the meeting date and agenda item number or non-agenda item in the subject of the email. Contact information is optional.
- **Please email by 4 p.m. the day prior to the scheduled regular meeting;** written comments and other materials submitted to the Board of Directors will be filed in the record.

To view the livestream of Board meetings, please visit:

<https://www.ebmud.com/about-us/board-directors/board-meetings/>

EAST BAY MUNICIPAL UTILITY DISTRICT

DATE: April 18, 2024

MEMO TO: Board of Directors

THROUGH: Clifford C. Chan, General Manager *CCC*

FROM: Sophia D. Skoda, Director of Finance *SDS*

SUBJECT: Monthly Investment Transactions Report

SUMMARY

In accordance with Policy 4.07 – Investments, staff prepares a monthly transactions report for the Finance/Administration Committee to review and for the Board to consider each month. The Committee will review the March 2024 report at the April 23, 2024 Finance/Administration Committee meeting.

DISCUSSION

Pursuant to Policy 4.07, staff prepares a monthly report of investment transactions (buys, sales, deposits, withdrawals) as well as transactions that occur as a feature of the securities held (interest, calls, maturities). Information on portfolio performance, balances, and other factors is presented in the quarterly investment report.

In March 2024, the portfolio increased from \$497.4 million to \$774.8 million. The large increase was due to the issuance of Water Revenue Bonds and Wastewater Revenue Bonds, which both closed in March. Net transactions increased the total by \$277.0 million. Interest received added approximately \$392,000 to the portfolio. Deposits into short-term liquidity funds totaled \$56.0 million, and \$20.0 million in securities matured. The District purchased \$156.0 million in securities, and \$18.8 million was withdrawn. No securities were called or sold. Net transactions at the District's commercial bank resulted in an increase of \$103.8 million.

NEXT STEPS

This item will be brought to the Board for consideration at its April 23, 2024 meeting.

CCC:SDS:rlh

Attachment: March 2024 Monthly Investment Transactions Report


This page is intentionally left blank.

Monthly Investment Transactions Report
March 2024

This report is presented to the Board pursuant to Government Code Section 53607 and in accordance with the District's Investment Policy 4.07.

The attached report details transactions in the District's portfolio as follows:

- **Monthly Investment Transactions Summary** **Page 1**
- **Monthly Investment Activity** **Page 2**
 - Buys Page 3
 - Deposits Page 4
 - Matured Page 5
 - Calls Page 6
 - Sales Page 7
 - Withdrawals Page 8
- **Monthly Interest Activity** **Page 9**
 - Interest Received (Transferred to Wells Fargo) Page 10
 - Interest Received (Reinvested) Page 11


Approved by: Sophia D. Skoda, Finance Director

Apr 9, 2024
Date

SDS:KM:lm



EAST BAY MUNICIPAL UTILITY DISTRICT
Monthly Investment Transactions Summary
March 2024

Portfolio	Beginning Balance*	Monthly Net Transaction Activity	Monthly Interest Activity	Ending Balance
001 - Water System Consolidated	377,364,517.19	149,300,000.00	181,445.92	526,845,963.11
007 - Wastewater Consolidated	78,469,116.74	21,700,000.00	44,616.08	100,213,732.82
049 - Ferc Partnership	2,090,266.00	-	-	2,090,266.00
009 - BACWA	2,364,721.97	-	-	2,364,721.97
015 - DERWA	1,045,136.82	-	-	1,045,136.82
002 - FRWA	1,045,136.82	-	-	1,045,136.82
014 - IICP	157,294.14	-	-	157,294.14
010 - UMRWA	66,888.59	-	-	66,888.59
003 - Employees Retirement	3,372,077.14	2,230,000.00	-	5,602,077.14
099 - Wells Fargo**	31,393,228.38	103,808,977.79	166,266.18	135,368,472.35
Total	497,368,383.79	277,038,977.79	392,328.18	774,799,689.76

* Portfolio balance presented at face value.

**Wells Fargo's month-end available balance per bank statement. Gross amount; not allocated by fund and not included in balances above.
 A portion of the balance in Wells Fargo is swept to a money market fund to increase investment earnings.

Leanne Maloney
 Prepared by: Leanne Maloney, Accountant III

Kevin Ma
 Reviewed by: Kevin Ma, Accounting Supervisor

David Glasser
 Approved by: David Glasser, Controller

04/03/2024
 Date

04/04/2024
 Date

Apr 8, 2024
 Date



EAST BAY MUNICIPAL UTILITY DISTRICT
 Monthly Investment Activity
 March 2024

Portfolio	Buys	Deposits	Matured	Calls	Sales	Withdrawals	Non-Investment Transactions*	Net Transaction Activity
001 - Water System Consolidated	138,300,000.00	32,000,000.00	(16,000,000.00)	-	-	(5,000,000.00)	-	149,300,000.00
007 - Wastewater Consolidated	17,700,000.00	8,000,000.00	(4,000,000.00)	-	-	-	-	21,700,000.00
049 - Ferc Partnership	-	-	-	-	-	-	-	-
009 - BACWA	-	-	-	-	-	-	-	-
015 - DERWA	-	-	-	-	-	-	-	-
002 - FRWA	-	-	-	-	-	-	-	-
014 - IICP	-	-	-	-	-	-	-	-
010 - UMRWA	-	-	-	-	-	-	-	-
003 - Employees Retirement	-	16,015,000.00	-	-	-	(13,785,000.00)	-	2,230,000.00
065 - Water S2008A DSRF	-	-	-	-	-	-	-	-
068 - Water 2010A DSRF	-	-	-	-	-	-	-	-
Investment Activity Total	156,000,000.00	56,015,000.00	(20,000,000.00)	-	-	(18,785,000.00)	-	173,230,000.00
099 - Wells Fargo	(156,000,000.00)	(56,015,000.00)	20,000,000.00	-	-	18,785,000.00	277,038,977.79	103,808,977.79
Total	-	-	-	-	-	-	277,038,977.79	277,038,977.79

*Non-investment transactions are net receipts and expenditures in Wells Fargo resulting from activities other than investment and interest transactions detailed in this report.

Steven Goodman-Leibof

Reviewed by: Steven Goodman-Leibof, Principal Mgmt Analyst

Apr 8, 2024

Date

Robert L. Hannay

Approved by: Robert L. Hannay, Treasury Manager

Apr 8, 2024

Date



EAST BAY MUNICIPAL UTILITY DISTRICT
 Monthly Investment Activity
 March 2024

Portfolio Name	Asset Class	Description	CUSIP/Ticker	Trade Date	Settlement Date	Maturity Date	Face Amount/Shares	Principal	Interest/Dividends	Total
Buys										
001 - Water System Consolidated	US Treasuries	T-Bill 0 5/23/2024	912797HR1	3/5/2024	3/6/2024	5/23/2024	32,000,000.00	31,637,594.56	0.00	31,637,594.56
001 - Water System Consolidated	US Treasuries	T-Note 2.25 11/15/2024	912828G38	3/5/2024	3/6/2024	11/15/2024	15,300,000.00	15,000,426.00	105,923.07	15,106,349.07
001 - Water System Consolidated	US Treasuries	T-Note 2.75 5/15/2025	91282CEQ0	3/8/2024	3/11/2024	5/15/2025	35,000,000.00	34,179,687.50	309,375.00	34,489,062.50
001 - Water System Consolidated	US Treasuries	T-Note 1.75 3/15/2025	91282CED9	3/14/2024	3/15/2024	3/15/2025	16,000,000.00	15,492,000.00	0.00	15,492,000.00
001 - Water System Consolidated	US Treasuries	T-Note 4.5 11/15/2025	91282CFW6	3/14/2024	3/15/2024	11/15/2025	40,000,000.00	39,820,000.00	598,351.65	40,418,351.65
					Total		138,300,000.00			
007 - Wastewater Consolidated	US Treasuries	T-Bill 0 5/23/2024	912797HR1	3/5/2024	3/6/2024	5/23/2024	6,000,000.00	5,932,048.98	0.00	5,932,048.98
007 - Wastewater Consolidated	US Treasuries	T-Note 2.25 11/15/2024	912828G38	3/5/2024	3/6/2024	11/15/2024	2,700,000.00	2,647,134.00	18,692.31	2,665,826.31
007 - Wastewater Consolidated	US Treasuries	T-Note 2.75 5/15/2025	91282CEQ0	3/8/2024	3/11/2024	5/15/2025	5,000,000.00	4,882,812.50	44,196.43	4,927,008.93
007 - Wastewater Consolidated	US Treasuries	T-Note 1.75 3/15/2025	91282CED9	3/14/2024	3/15/2024	3/15/2025	4,000,000.00	3,873,000.00	0.00	3,873,000.00
					Total		17,700,000.00			
							156,000,000.00	153,464,703.54	1,076,538.46	154,541,242.00



EAST BAY MUNICIPAL UTILITY DISTRICT
 Monthly Investment Activity
 March 2024

Portfolio Name	Asset Class	Description	CUSIP/Ticker	Trade Date	Settlement Date	Maturity Date	Face Amount/Shares	Principal	Interest/Dividends	Total
Deposits										
003 - Employees Retirement	LAIF	LAIF LGIP	LGIP1005	3/1/2024	3/1/2024	N/A	5,347,000.00	5,347,000.00	0.00	5,347,000.00
003 - Employees Retirement	LAIF	LAIF LGIP	LGIP1005	3/15/2024	3/15/2024	N/A	5,346,000.00	5,346,000.00	0.00	5,346,000.00
003 - Employees Retirement	LAIF	LAIF LGIP	LGIP1005	3/29/2024	3/29/2024	N/A	5,322,000.00	5,322,000.00	0.00	5,322,000.00
					Total		16,015,000.00			
001 - Water System Consolidated	Money Market Mutual Funds	Federated MM	GOFXX	3/6/2024	3/6/2024	N/A	8,000,000.00	8,000,000.00	0.00	8,000,000.00
001 - Water System Consolidated	LAIF	LAIF LGIP	LGIP1001	3/6/2024	3/6/2024	N/A	8,000,000.00	8,000,000.00	0.00	8,000,000.00
001 - Water System Consolidated	Money Market Mutual Funds	Morgan Stanley MM	MVRXX	3/6/2024	3/6/2024	N/A	8,000,000.00	8,000,000.00	0.00	8,000,000.00
001 - Water System Consolidated	Money Market Mutual Funds	State Street MM	GVMXX	3/6/2024	3/6/2024	N/A	8,000,000.00	8,000,000.00	0.00	8,000,000.00
					Total		32,000,000.00			
007 - Wastewater Consolidated	Money Market Mutual Funds	Federated MM	GOFXX	3/6/2024	3/6/2024	N/A	2,000,000.00	2,000,000.00	0.00	2,000,000.00
007 - Wastewater Consolidated	LAIF	LAIF LGIP	LGIP1001	3/6/2024	3/6/2024	N/A	2,000,000.00	2,000,000.00	0.00	2,000,000.00
007 - Wastewater Consolidated	Money Market Mutual Funds	Morgan Stanley MM	MVRXX	3/6/2024	3/6/2024	N/A	2,000,000.00	2,000,000.00	0.00	2,000,000.00
007 - Wastewater Consolidated	Money Market Mutual Funds	State Street MM	GVMXX	3/6/2024	3/6/2024	N/A	2,000,000.00	2,000,000.00	0.00	2,000,000.00
					Total		8,000,000.00			
							56,015,000.00	56,015,000.00	0.00	56,015,000.00



EAST BAY MUNICIPAL UTILITY DISTRICT
 Monthly Investment Activity
 March 2024

Portfolio Name	Asset Class	Description	CUSIP/Ticker	Trade Date	Settlement Date	Maturity Date	Face Amount/Shares	Principal	Interest/Dividends	Total
Matured										
001 - Water System Consolidated	US Treasuries	T-Note 0.25 3/15/2024	91282CBR1	3/15/2024	3/15/2024	3/15/2024	16,000,000.00	16,000,000.00	-	16,000,000.00
					Total		16,000,000.00			
007 - Wastewater Consolidated	US Treasuries	T-Note 0.25 3/15/2024	91282CBR1	3/15/2024	3/15/2024	3/15/2024	4,000,000.00	4,000,000.00	-	4,000,000.00
					Total		4,000,000.00			
							20,000,000.00	20,000,000.00	-	20,000,000.00



EAST BAY MUNICIPAL UTILITY DISTRICT
Monthly Investment Activity
March 2024

Portfolio Name	Asset Class	Description	CUSIP/Ticker	Trade Date	Settlement Date	Maturity Date	Face Amount/Shares	Principal	Interest/Dividends	Total
----------------	-------------	-------------	--------------	------------	-----------------	---------------	--------------------	-----------	--------------------	-------

Calls

No Transactions this Period

0.00 0.00 0.00 0.00



EAST BAY MUNICIPAL UTILITY DISTRICT
Monthly Investment Activity
March 2024

Portfolio Name	Asset Class	Description	CUSIP/Ticker	Trade Date	Settlement Date	Maturity Date	Face Amount/Shares	Principal	Interest/Dividends	Total
Sales										

No Transactions this Period

0.00 0.00 0.00 0.00



EAST BAY MUNICIPAL UTILITY DISTRICT
 Monthly Investment Activity
 March 2024

Portfolio Name	Asset Class	Description	CUSIP/Ticker	Trade Date	Settlement Date	Maturity Date	Face Amount/Shares	Principal	Interest/Dividends	Total
Withdrawals										
001 - Water System Consolidated	Money Market Mutual Funds	Federated MM	GOFXX	3/4/2024	3/4/2024	N/A	2,500,000.00	2,500,000.00	-	2,500,000.00
001 - Water System Consolidated	Money Market Mutual Funds	State Street MM	GVMXX	3/4/2024	3/4/2024	N/A	2,500,000.00	2,500,000.00	-	2,500,000.00
					Total		5,000,000.00			
003 - Employees Retirement	LAIF	LAIF LGIP	LGIP1005	3/28/2024	3/28/2024	N/A	13,785,000.00	13,785,000.00	-	13,785,000.00
					Total		13,785,000.00			
							18,785,000.00	18,785,000.00	-	18,785,000.00



EAST BAY MUNICIPAL UTILITY DISTRICT
Monthly Interest Activity
March 2024

Portfolio	Total Interest Received	Interest Transferred to Wells Fargo*	Net Interest Activity (Reinvested)**
001 - Water System Consolidated	231,445.92	(50,000.00)	181,445.92
007 - Wastewater Consolidated	57,116.08	(12,500.00)	44,616.08
049 - Ferc Partnership	-	-	-
009 - BACWA	-	-	-
015 - DERWA	-	-	-
002 - FRWA	-	-	-
014 - IICP	-	-	-
010 - UMRWA	-	-	-
003 - Employees Retirement	-	-	-
065 - Water S2008A DSRF	-	-	-
068 - Water 2010A DSRF	-	-	-
Interest Transactions Total	288,562.00	(62,500.00)	226,062.00
099 - Wells Fargo	103,766.18	166,266.18	166,266.18
Total	392,328.18	103,766.18	392,328.18

*Coupon and other interest received; reinvestment unavailable.

**Coupon and other interest payments reinvested in specific portfolio.

Leanne Maloney
 Prepared by: Leanne Maloney, Accountant III
Kevin Ma
 Reviewed by: Kevin Ma, Accounting Supervisor
David Glasser
 Approved by: David Glasser, Controller

04/03/2024
 Date
04/04/2024
 Date
Apr 8, 2024
 Date



EAST BAY MUNICIPAL UTILITY DISTRICT
 Monthly Interest Activity
 March 2024

Portfolio Name	Asset Class	Description	CUSIP/Ticker	Trade Date	Settlement Date	Maturity Date	Face Amount/Shares	Principal	Interest/Dividends	Total
Interest Received (Transferred to Wells Fargo)										
099 - Wells Fargo	Cash	WELLS FARGO Cash	CASH2017	3/1/2024	3/1/2024	N/A	-	-	103,766.18	103,766.18
					Total				103,766.18	
001 - Water System Consolidated	US Treasuries	T-Note 0.25 3/15/2024	91282CBR1	3/15/2024	3/15/2024	3/15/2024	-	-	20,000.00	20,000.00
001 - Water System Consolidated	US Treasuries	T-Note 0.375 9/15/2024	91282CCX7	3/15/2024	3/15/2024	9/15/2024	-	-	30,000.00	30,000.00
					Total				50,000.00	
007 - Wastewater Consolidated	US Treasuries	T-Note 0.25 3/15/2024	91282CBR1	3/15/2024	3/15/2024	3/15/2024	-	-	5,000.00	5,000.00
007 - Wastewater Consolidated	US Treasuries	T-Note 0.375 9/15/2024	91282CCX7	3/15/2024	3/15/2024	9/15/2024	-	-	7,500.00	7,500.00
					Total				12,500.00	
							0.00	0.00	166,266.18	166,266.18

EAST BAY MUNICIPAL UTILITY DISTRICT

DATE: April 18, 2024

MEMO TO: Board of Directors

THROUGH: Clifford C. Chan, General Manager *CCC*

FROM: Sophia D. Skoda, Director of Finance *SDS*

SUBJECT: Quarterly Payroll, Disbursement and Real Estate Summary Reports for the Water and Wastewater Systems for Quarter Ended March 31, 2024

SUMMARY

File the March 31, 2024, quarterly payroll, disbursement, and real estate reports for the Water and Wastewater Systems with the Board. This report will be presented at the April 23, 2024 Finance/Administration Committee meeting.

DISCUSSION

As directed by Board Resolution Nos. 32834-94 and 32837-94, attached is a record of the payment of demands and real estate transactions. The transactions for the property in the report were executed at fair market price.

CCC:SDS:lc

Attachments: 1. Third Fiscal Quarterly Payroll and Disbursement Summary Report
2. Real Estate Services Quarterly Report

This page is intentionally left blank.

**EAST BAY MUNICIPAL UTILITY DISTRICT
THIRD FISCAL QUARTERLY PAYROLL AND DISBURSEMENT SUMMARY REPORT**

**PAYROLL SUMMARY
(RESOLUTION NO. 32834-94)**

	<u>January 2024</u>		<u>February 2024</u>		<u>March 2024</u>		<u>QUARTERLY TOTALS</u>	
<i>District Payments</i>	WSG	WWG	WSG	WWG	WSG	WWG	WSG	WWG
Gross Pay	\$ 19,470,752	\$ 3,367,297	\$ 18,487,756	\$ 3,187,231	\$ 28,532,475	\$ 4,942,586 *	\$ 66,490,983	\$ 11,497,114
Retirement	\$ 7,573,994	\$ 1,274,783	\$ 7,570,867	\$ 1,266,362	\$ 11,317,921	\$ 1,915,946 *	\$ 26,462,782	\$ 4,457,091
FICA	\$ 1,484,989	\$ 256,670	\$ 1,414,085	\$ 243,184	\$ 2,178,307	\$ 377,343 *	\$ 5,077,381	\$ 877,197
Kaiser	\$ 2,144,446	\$ 351,535	\$ 2,616,511	\$ 421,805	\$ 2,620,745	\$ 422,578	\$ 7,381,702	\$ 1,195,918
Sutter Health	\$ 227,882	\$ 40,687	\$ (14,278)	\$ (2,781)	\$ 115,377	\$ 20,647	\$ 328,981	\$ 58,553
Blue Cross	\$ 336,216	\$ 35,299	\$ 850,563	\$ 104,025	\$ 322,223	\$ 49,838	\$ 1,509,002	\$ 189,162
VSP	\$ 28,566	\$ 4,611	\$ (18)	\$ (18)	\$ 28,793	\$ 4,644	\$ 57,341	\$ 9,237
Delta Dental	\$ 328,224	\$ 65,426	\$ 299,513	\$ 49,730	\$ 228,803	\$ 46,557	\$ 856,540	\$ 161,713
Life Insurance	\$ 28,648	\$ 4,852	\$ 189,558	\$ 29,861	\$ 39,393	\$ 6,556	\$ 257,599	\$ 41,269
Long Term Disability	\$ 49,843	\$ 8,411	\$ 99,856	\$ 17,005	\$ 50,193	\$ 8,538	\$ 199,892	\$ 33,954
Unemployment Insurance	\$ -	\$ -	\$ -	\$ -	\$ -	\$ -	\$ -	\$ -
TOTAL	\$ 31,673,560	\$ 5,409,571	\$ 31,514,413	\$ 5,316,404	\$ 45,434,230	\$ 7,795,233	\$ 108,622,203	\$ 18,521,208

**DISBURSEMENT SUMMARY
(RESOLUTION NO. 32837-94)**

	<u>January 2024</u>		<u>February 2024</u>		<u>March 2024</u>		<u>QUARTERLY TOTALS</u>	
Voucher Payments	\$ 40,837,803	\$ 6,840,774	\$ 40,749,288	\$ 4,619,520	\$ 49,272,620	\$ 6,529,201	\$ 130,859,711	\$ 17,989,495
Electronic payments	\$ 298,102	\$ -	\$ 177,129	\$ -	\$ 7,030,142	\$ -	\$ 7,505,373	\$ -
Pcard payments	\$ 1,034,967	\$ -	\$ 1,134,604	\$ -	\$ 1,163,903	\$ -	\$ 3,333,474	\$ -
TOTAL	\$ 42,170,872	\$ 6,840,774	\$ 42,061,021	\$ 4,619,520	\$ 57,466,665	\$ 6,529,201	\$ 141,698,558	\$ 17,989,495

NOTE: * Three payroll periods in March 2024

By:  Apr 10, 2024
 Sophia D. Skoda, Director of Finance Date

By: David Glasser Apr 10, 2024
 David Glasser, Controller Date

REAL ESTATE SERVICES QUARTERLY REPORT
January – March 2024


PROPERTY PURCHASES

OWNER	LOCATION	SIZE	TYPE	PROJECT/PURPOSE	AMOUNT PAID	DATE
-	-	-	-	-	-	-

PROPERTY DISPOSITIONS

APPLICANT	LOCATION	SIZE	TYPE	PURPOSE	AMOUNT RECEIVED	DATE
Butler Amusements Inc.	Oakport	7.1 acres	Lease	Security Deposit Refund for Carnival 2/24/24 – 3/11/24	\$10,000.00	2/24/24

Approved by:


 Matt Elawady, Manager of Real Estate Services

4/10/2024
 Date

Cc: Andrew Lee
 Kevin Ma

EAST BAY MUNICIPAL UTILITY DISTRICT

DATE: April 18, 2024

MEMO TO: Board of Directors

THROUGH: Clifford C. Chan, General Manager *CCC*

FROM: Sophia D. Skoda, Director of Finance *SDS*

SUBJECT: Quarterly Investment Report – March 31, 2024

SUMMARY

In accordance with Section 53646 of the California Government Code, the Treasurer of the District submits to the General Manager, the Internal Auditor, and the Board of Directors the attached March 31, 2024 quarterly investment report. This report will be presented at the April 23, 2024 Finance/Administration Committee meeting.

DISCUSSION

The investments held by the District as of March 31, 2024 are shown in Attachment A and totaled \$774.8 million. The portfolio is in compliance with the Board's adopted policy regarding District investments and as of March 31, 2024, had an average yield to maturity of 4.32 percent. Investments also reflect the working capital of the District's associated Joint Powers Authorities and the East Bay Municipal Utility District Employees' Retirement System.

Attachment B shows the composition and credit allocation of the District's investment portfolio. It also shows a comparison of the yield of the District's portfolio against the yield on the 90-day Treasury Bill and the Federal Funds Rate. On March 31, 2024, the Federal Funds Rate was 5.50 percent (upper bound) and the yield on the 90-day Treasury Bill was 5.22 percent. Forecasts of the projected cash balances of the Water and Wastewater Systems' General Funds for the six months through September 2024 are also included. In compliance with Section 53646(b)3 of the California Government Code, this report indicates the District will meet expenditure requirements for the next six months from a combination of maturing investments and revenues from budgeted operations.

CCC:SDS:rlh

Attachment: Quarterly Investment Report


This page is intentionally left blank.



EAST BAY MUNICIPAL UTILITY DISTRICT
Portfolio Management
Portfolio Summary
March 31, 2024

ATTACHMENT A

Description	Face Amount Shares	Market Value	Book Value	% of Portfolio	YTM @ Cost	Days To Maturity
US Treasuries	535,000,000	526,274,240	529,477,577	68.70	3.95	308
Cash	135,368,472	135,368,472	135,368,472	17.67	5.18	1
Money Market Mutual Funds	39,176,650	39,176,650	39,176,650	5.11	5.23	1
Local Government Investment Pool	36,195,518	36,195,518	36,195,518	4.73	5.48	1
LAIF	23,059,050	23,059,050	23,059,050	3.01	4.24	1
Federal Agency Issues Coupon	6,000,000	5,942,880	5,957,001	0.78	4.69	75
Total / Average	774,799,690	766,016,810	769,234,268	100.00	4.32	212


Sophia D. Skoda
Director of Finance

4/10/2024
Date

*LAIF includes Retirement funds of \$5,602,077.14

**A portion of the balance in Wells Fargo is swept to a money market fund to increase investment earnings



EAST BAY MUNICIPAL UTILITY DISTRICT
Portfolio Management
Non-Cash Portfolio Holdings by Fund
March 31, 2024

ATTACHMENT A

Water:

Description	Face Amount Shares	Market Value	Book Value
US Treasuries	452,300,000	445,233,284	447,790,742
Money Market Mutual Funds	30,817,414	30,817,414	30,817,414
Local Government Investment Pool	29,160,113	29,160,113	29,160,113
LAIF	8,568,436	8,568,436	8,568,436
Federal Agency Issues Coupon	6,000,000	5,942,880	5,957,001
Total/Average	526,845,963	519,722,127	522,293,706

Wastewater:

Description	Face Amount Shares	Market Value	Book Value
US Treasuries	82,700,000	81,040,956	81,686,835
Money Market Mutual Funds	8,359,236	8,359,236	8,359,236
Local Government Investment Pool	7,035,405	7,035,405	7,035,405
LAIF	2,119,092	2,119,092	2,119,092
Total/Average	100,213,733	98,554,689	99,200,568



EAST BAY MUNICIPAL UTILITY DISTRICT
Portfolio Management
Non-Cash Portfolio Holdings by Fund
March 31, 2024

ATTACHMENT A

JPA:

BACWA	Face Amount Shares	Market Value	Book Value
LAIF Local Government Investment Pool	2,364,722	2,364,722	2,364,722
Total/Average	2,364,722	2,364,722	2,364,722

DERWA

LAIF Local Government Investment Pool	1,045,137	1,045,137	1,045,137
Total/Average	1,045,137	1,045,137	1,045,137

FRWA

LAIF Local Government Investment Pool	1,045,137	1,045,137	1,045,137
Total/Average	1,045,137	1,045,137	1,045,137

IICP

LAIF Local Government Investment Pool	157,294	157,294	157,294
Total/Average	157,294	157,294	157,294

UMRWA

LAIF Local Government Investment Pool	66,889	66,889	66,889
Total/Average	66,889	66,889	66,889



EAST BAY MUNICIPAL UTILITY DISTRICT
Portfolio Management
Non-Cash Portfolio Holdings by Fund
March 31, 2024

ATTACHMENT A

Other:

Employee Retirement System	Face Amount Shares	Market Value	Book Value
LAIF Local Government Investment Pool	5,602,077	5,602,077	5,602,077
Total/Average	5,602,077	5,602,077	5,602,077

FERC

LAIF Local Government Investment Pool	2,090,266	2,090,266	2,090,266
Total/Average	2,090,266	2,090,266	2,090,266



EAST BAY MUNICIPAL UTILITY DISTRICT
Portfolio Management
Portfolio Details by Fund - Investments
March 31, 2024

Description	CUSIP	Settlement Date	Face Amount Shares	Market Value	Book Value	Cost Value	Moody's	S&P	YTM @ Cost	Days To Maturity
Water:										
US Treasuries										
T-Note 0.25 5/15/2024	91282CCC3	5/9/2022	89,000,000	88,455,320	88,741,239	84,762,070	Aaa	AA+	2.69	45
T-Note 2.75 5/15/2025	91282CEQ0	6/22/2022	72,500,000	70,746,950	72,029,182	71,285,059	Aaa	AA+	3.36	410
T-Note 4.5 11/15/2025	91282CFW6	3/15/2024	40,000,000	39,820,400	39,824,721	39,820,000	Aaa	AA+	4.78	594
T-Note 2.75 5/15/2025	91282CEQ0	3/11/2024	35,000,000	34,153,700	34,217,842	34,179,688	Aaa	AA+	4.82	410
T-Bill 0 5/23/2024	912797HR1	3/6/2024	32,000,000	31,757,440	31,753,750	31,637,595	Aaa	AA+	5.36	53
T-Note 0.75 11/15/2024	91282CDH1	6/22/2022	30,000,000	29,185,800	29,544,676	28,256,250	Aaa	AA+	3.29	229
T-Note 3.625 5/15/2026	91282CHB0	12/15/2023	24,000,000	23,523,840	23,731,966	23,694,960	Aaa	AA+	4.18	775
T-Note 0.25 5/15/2024	91282CCC3	1/19/2022	16,000,000	15,902,080	15,982,600	15,672,500	Aaa	AA+	1.15	45
T-Note 0.375 9/15/2024	91282CCX7	10/2/2023	16,000,000	15,652,160	15,640,172	15,252,500	Aaa	AA+	5.47	168
T-Note 1 12/15/2024	91282CDN8	1/5/2024	16,000,000	15,539,520	15,577,552	15,437,280	Aaa	AA+	4.86	259
T-Note 1.75 3/15/2025	91282CED9	3/15/2024	16,000,000	15,509,760	15,514,268	15,492,000	Aaa	AA+	5.05	349
T-Note 3 6/30/2024	91282CEX5	7/13/2023	16,000,000	15,906,400	15,911,062	15,655,000	Aaa	AA+	5.32	91
T-Note 4.625 11/15/2026	91282CJK8	1/5/2024	16,000,000	16,051,840	16,184,275	16,200,800	Aaa	AA+	4.15	959
T-Note 2.25 11/15/2024	912828G38	3/6/2024	15,300,000	15,022,764	15,029,912	15,000,426	Aaa	AA+	5.16	229
T-Note 0.75 11/15/2024	91282CDH1	1/9/2023	14,000,000	13,620,040	13,701,735	13,119,531	Aaa	AA+	4.33	229
T-Note 2.75 5/15/2025	91282CEQ0	2/21/2023	2,500,000	2,439,550	2,453,271	2,407,227	Aaa	AA+	4.52	410
T-Note 0.75 11/15/2024	91282CDH1	2/21/2023	2,000,000	1,945,720	1,952,518	1,868,750	Aaa	AA+	4.75	229
Subtotal/Average			452,300,000	445,233,284	447,790,742	439,741,635				
Money Market Mutual Funds										
Federated MM	GOFXX	12/16/2021	10,757,378	10,757,378	10,757,378	10,757,378	Aaa	AAA	5.23	1
State Street MM	GVMXX	10/20/2022	10,692,451	10,692,451	10,692,451	10,692,451	Aaa	AAA	5.25	1
Morgan Stanley MM	MVRXX	12/17/2021	9,367,585	9,367,585	9,367,585	9,367,585	Aaa	AAA	5.21	1
Subtotal/Average			30,817,414	30,817,414	30,817,414	30,817,414				
CAMP CA Asset Mgmt Program										
CAMP LGIP	CAMP6035	5/9/2014	29,160,113	29,160,113	29,160,113	29,160,113	NR	AAA	5.48	1
Subtotal/Average			29,160,113	29,160,113	29,160,113	29,160,113				
LAIF Local Government Investment Pool										
LAIF LGIP	LGIP1001	6/30/2011	8,568,436	8,568,436	8,568,436	8,568,436	NR	NR	4.24	1
Subtotal/Average			8,568,436	8,568,436	8,568,436	8,568,436				

Description	CUSIP	Settlement Date	Face Amount Shares	Market Value	Book Value	Cost Value	Moody's	S&P	YTM @ Cost	Days To Maturity
Federal Agency Issues Coupon										
FHLB 1.04 6/14/2024-22	3130APYA7	1/9/2023	6,000,000	5,942,880	5,957,001	5,700,726	Aaa	AA+	4.69	75
Subtotal/Average			6,000,000	5,942,880	5,957,001	5,700,726				
Total/Average			526,845,963	519,722,127	522,293,706	513,988,324				



EAST BAY MUNICIPAL UTILITY DISTRICT
Portfolio Management
Portfolio Details by Fund - Investments
March 31, 2024

Description	CUSIP	Settlement Date	Face Amount Shares	Market Value	Book Value	Cost Value	Moody's	S&P	YTM @ Cost	Days To Maturity	
Wastewater:											
US Treasuries											
T-Note 0.25 5/15/2024	91282CCC3	5/9/2022	13,000,000	12,920,440	12,962,203	12,380,977	Aaa	AA+	2.69	45	
T-Note 2.75 5/15/2025	91282CEQ0	6/22/2022	9,500,000	9,270,290	9,438,307	9,340,801	Aaa	AA+	3.36	410	
T-Bill 0 5/23/2024	912797HR1	3/6/2024	6,000,000	5,954,520	5,953,828	5,932,049	Aaa	AA+	5.36	53	
T-Note 3.625 5/15/2026	91282CHB0	12/15/2023	6,000,000	5,880,960	5,932,992	5,923,740	Aaa	AA+	4.18	775	
T-Note 1.625 5/15/2026	912828R36	6/30/2022	5,000,000	4,699,400	4,846,386	4,719,531	Aaa	AA+	3.18	775	
T-Note 2.75 5/15/2025	91282CEQ0	3/11/2024	5,000,000	4,879,100	4,888,263	4,882,813	Aaa	AA+	4.82	410	
T-Note 0.25 5/15/2024	91282CCC3	1/19/2022	4,000,000	3,975,520	3,995,650	3,918,125	Aaa	AA+	1.15	45	
T-Note 0.375 9/15/2024	91282CCX7	10/2/2023	4,000,000	3,913,040	3,910,043	3,813,125	Aaa	AA+	5.47	168	
T-Note 0.75 11/15/2024	91282CDH1	6/22/2022	4,000,000	3,891,440	3,939,290	3,767,500	Aaa	AA+	3.29	229	
T-Note 1 12/15/2024	91282CDN8	1/5/2024	4,000,000	3,884,880	3,894,388	3,859,320	Aaa	AA+	4.86	259	
T-Note 1.75 3/15/2025	91282CED9	3/15/2024	4,000,000	3,877,440	3,878,567	3,873,000	Aaa	AA+	5.05	349	
T-Note 2.25 11/15/2025	912828M56	6/30/2022	4,000,000	3,842,360	3,943,741	3,883,125	Aaa	AA+	3.17	594	
T-Note 3 6/30/2024	91282CEX5	7/13/2023	4,000,000	3,976,600	3,977,766	3,913,750	Aaa	AA+	5.32	91	
T-Note 4.625 11/15/2026	91282CJK8	1/5/2024	4,000,000	4,012,960	4,046,069	4,050,200	Aaa	AA+	4.15	959	
T-Note 2.25 11/15/2024	912828G38	3/6/2024	2,700,000	2,651,076	2,652,337	2,647,134	Aaa	AA+	5.16	229	
T-Note 2.75 5/15/2025	91282CEQ0	2/21/2023	2,000,000	1,951,640	1,962,617	1,925,781	Aaa	AA+	4.52	410	
T-Note 0.75 11/15/2024	91282CDH1	2/21/2023	1,500,000	1,459,290	1,464,388	1,401,563	Aaa	AA+	4.75	229	
Subtotal/Average			82,700,000	81,040,956	81,686,835	80,232,533					
Money Market Mutual Funds											
State Street MM	GVMXX	10/20/2022	3,124,583	3,124,583	3,124,583	3,124,583	Aaa	AAA	5.25	1	
Federated MM	GOFXX	12/16/2021	3,105,092	3,105,092	3,105,092	3,105,092	Aaa	AAA	5.23	1	
Morgan Stanley MM	MVRXX	12/17/2021	2,129,561	2,129,561	2,129,561	2,129,561	Aaa	AAA	5.21	1	
Subtotal/Average			8,359,236	8,359,236	8,359,236	8,359,236					
CAMP CA Asset Mgmt Program											
CAMP LGIP	CAMP6035	8/19/2016	7,035,405	7,035,405	7,035,405	7,035,405	NR	AAA	5.48	1	
Subtotal/Average			7,035,405	7,035,405	7,035,405	7,035,405					
LAIF Local Government Investment Pool											
LAIF LGIP	LGIP1001	6/30/2011	2,119,092	2,119,092	2,119,092	2,119,092	NR	NR	4.24	1	
Subtotal/Average			2,119,092	2,119,092	2,119,092	2,119,092					
Total/Average			100,213,733	98,554,689	99,200,568	97,746,266					



EAST BAY MUNICIPAL UTILITY DISTRICT
Portfolio Management
Portfolio Details by Fund - Investments
March 31, 2024

Description	CUSIP	Settlement Date	Face Amount Shares	Market Value	Book Value	Cost Value	Moody's	S&P	YTM @ Cost	Days To Maturity
JPA:										
BACWA										
LAIF LGIP	LGIP1001	6/30/2011	2,364,722	2,364,722	2,364,722	2,364,722	NR	NR	4.24	1
Subtotal/Average			2,364,722	2,364,722	2,364,722	2,364,722				
DERWA										
LAIF LGIP	LGIP1001	2/1/2017	1,045,137	1,045,137	1,045,137	1,045,137	NR	NR	4.24	1
Subtotal/Average			1,045,137	1,045,137	1,045,137	1,045,137				
FRWA										
LAIF LGIP	LGIP1001	6/30/2011	1,045,137	1,045,137	1,045,137	1,045,137	NR	NR	4.24	1
Subtotal/Average			1,045,137	1,045,137	1,045,137	1,045,137				
IICP										
LAIF LGIP	LGIP1001	6/30/2011	157,294	157,294	157,294	157,294	NR	NR	4.24	1
Subtotal/Average			157,294	157,294	157,294	157,294				
UMRWA										
LAIF LGIP	LGIP1001	6/30/2011	66,889	66,889	66,889	66,889	NR	NR	4.24	1
Subtotal/Average			66,889	66,889	66,889	66,889				



EAST BAY MUNICIPAL UTILITY DISTRICT
Portfolio Management
Portfolio Details by Fund - Investments
March 31, 2024

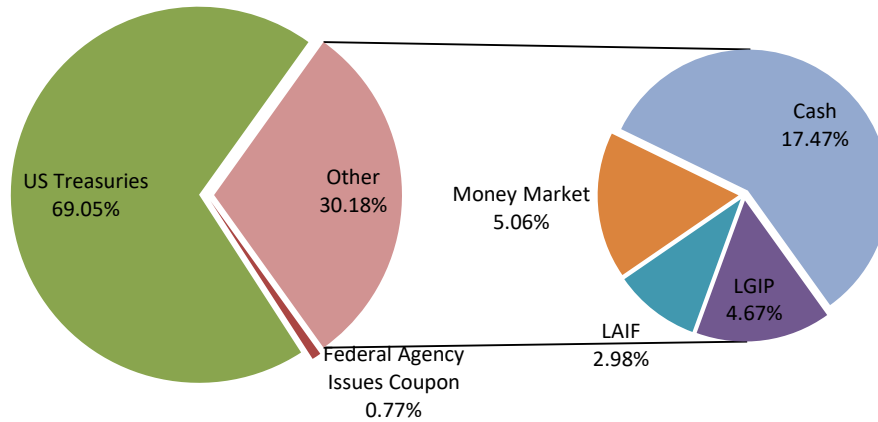
Description	CUSIP	Settlement Date	Face Amount Shares	Market Value	Book Value	Cost Value	Moody's	S&P	YTM @ Cost	Days To Maturity
Other:										
Employee Retirement System										
LAIF LGIP	LGIP1005	6/30/2011	5,602,077	5,602,077	5,602,077	5,602,077	NR	NR	4.24	1
Subtotal/Average			5,602,077	5,602,077	5,602,077	5,602,077				
FERC										
LAIF LGIP	LGIP1001	6/30/2011	2,090,266	2,090,266	2,090,266	2,090,266	NR	NR	4.24	1
Subtotal/Average			2,090,266	2,090,266	2,090,266	2,090,266				
Cash										
WELLS FARGO Cash	CASH2017	4/1/2017	135,368,472	135,368,472	135,368,472	135,368,472	NR	NR	5.18	1
Subtotal/Average			135,368,472	135,368,472	135,368,472	135,368,472				



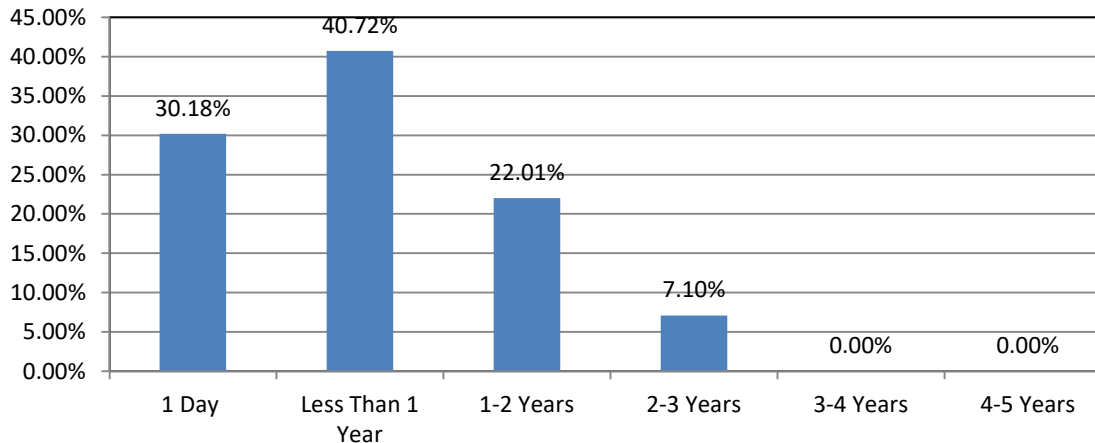
EAST BAY MUNICIPAL UTILITY DISTRICT
Investment Portfolio
Yield and Composition - by Asset Class
March 31, 2024

ATTACHMENT B-1

Portfolio Holding Distribution by Asset Class



Portfolio Holdings Distribution by Maturity Range

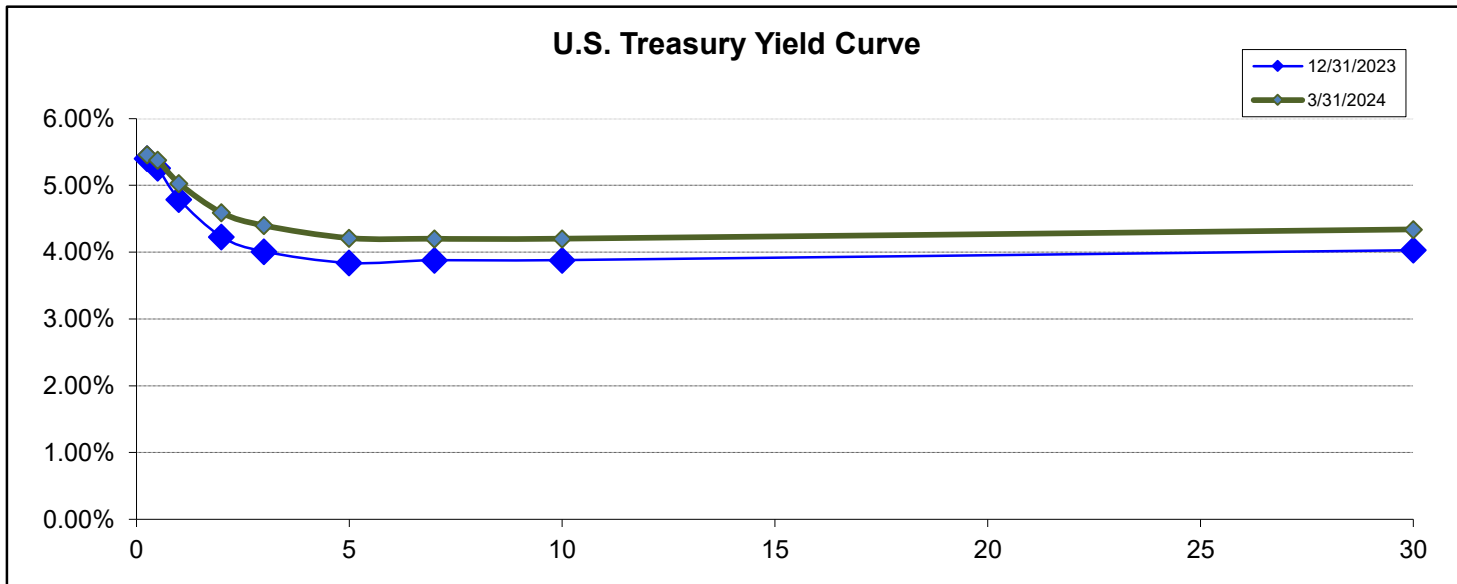
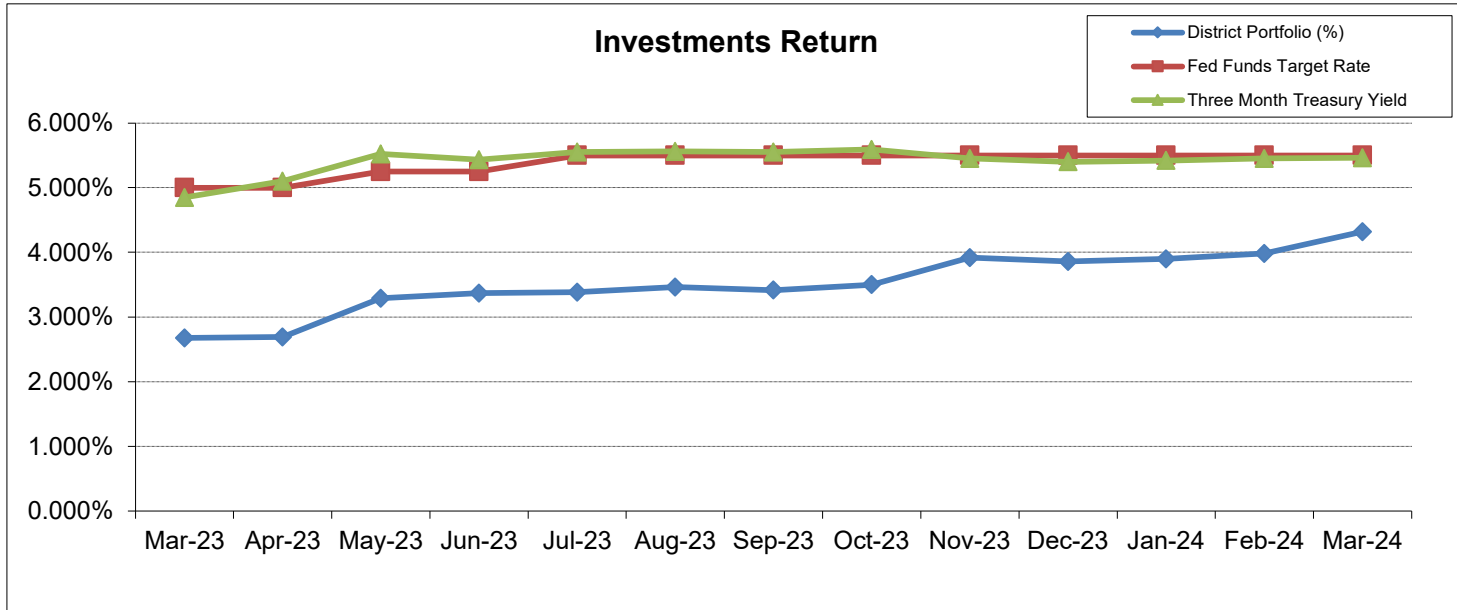


Ratings & Amounts

<u>U.S. Treasuries</u>		
T-Bills	AA+	38,000,000
T-Notes	AA+	497,000,000
<u>Agency Bonds</u>		
FAMC	AA+	-
FFCB	AA+	-
FHLB	AA+	6,000,000
FHLMC	AA+	-
FNMA	AA+	-
<u>Municipal Bonds</u>		
Municipal	AAA category	-
Municipal	AA category	-
<u>Corporate Bonds</u>		
Corporate	AAA category	-
Corporate	AA+ category	-
Corporate	AA- category	-
<u>Overnight Liquidity</u>		
LGIP	AAAmf	36,195,518
MMF	AAAmf	39,176,650
LAIF	N/A	23,059,050
Cash	N/A	135,368,472
		<u>\$ 774,799,690</u>



EAST BAY MUNICIPAL UTILITY DISTRICT
Investment Portfolio
Yield and Composition of Investment Portfolio
March 31, 2024





EAST BAY MUNICIPAL UTILITY DISTRICT
Investment Portfolio
Yield and Composition of Investment Portfolio
March 31, 2024

ATTACHMENT B-3

Projected Cash Flow (in \$Millions)

Water System

Month End	Matured Investments	Projected			Matured Reinvested
		Receipts	Disbursements	Cash & Investments	
Mar-24				629.0	
Apr-24	0.0	55.8	79.7	605.1	0.0
May-24	137.0	58.1	219.5	443.7	137.0
Jun-24	22.0	88.4	80.3	451.8	22.0
Jul-24	0.0	78.9	83.4	447.3	0.0
Aug-24	0.0	82.3	82.8	446.8	0.0
Sep-24	16.0	81.2	82.8	445.2	16.0

Wastewater System

Month End	Matured Investments	Projected			Matured Reinvested
		Receipts	Disbursements	Cash & Investments	
Mar-24				104.1	
Apr-24	0.0	10.5	15.9	98.7	0.0
May-24	23.0	10.5	37.4	71.8	23.0
Jun-24	4.0	30.9	15.9	86.8	4.0
Jul-24	0.0	11.1	14.1	83.8	0.0
Aug-24	0.0	11.1	14.1	80.8	0.0
Sep-24	4.0	11.1	14.1	77.9	4.0