



**BOARD OF DIRECTORS
EAST BAY MUNICIPAL UTILITY DISTRICT**

375 - 11th Street, Oakland, CA 94607

Office of the Secretary: (510) 287-0440

**AGENDA
Tuesday, June 27, 2017**

**REGULAR CLOSED SESSION
11:00 a.m., Board Room**

ROLL CALL:

PUBLIC COMMENT: The Board of Directors is limited by State law to providing a brief response, asking questions for clarification, or referring a matter to staff when responding to items that are not listed on the agenda.

ANNOUNCEMENT OF CLOSED SESSION AGENDA:

1. Existing litigation pursuant to Government Code section 54956.9(d)(1):
 - a. *Ivette Rivera v. East Bay Municipal Utility District, et al.*
USDC, N.D. Cal., Case No. C15-00380-DMR
 - b. *Ivette Rivera v. East Bay Municipal Utility District*
PERB Case Nos. SF-CE-1309-M; SF-CE-1310-M; SF-CE-1404-M
 - c. *Ivette Rivera v. Public Employment Relations Board (East Bay Municipal Utility District, et al., as Real Parties in Interest)*
Alameda County Superior Court, Consolidated Case Nos. RG16813608 and RG16843374
2. Significant exposure to litigation pursuant to Government Code section 54956.9(d)(2):
one matter.
3. Conference with Real Property Negotiators pursuant to Government Code section 54956.8 regarding conditions and terms of payment for the telecommunications site leases for the East Bay Regional Communications System Authority. East Bay Municipal Utility District negotiators: Sherri A. Hong, Manager of Customer & Community Services, and Matt Elawady, Manager of Real Estate Services. Negotiating parties: East Bay Municipal Utility District and the East Bay Regional Communications System Authority.
4. Conference with Labor Negotiators Bruce Heid and Glenn Berkheimer from the Industrial Employers Distributors Association, Alexander R. Coate, Laura A. Brunson and David Pak pursuant to Government Code Section 54957.6: Employee Organizations International Union of Operating Engineers, Local 39; American Federation of State, County and Municipal Employees, Locals 444 and 2019; and International Federation of Professional & Technical Engineers, Local 21.

(The Board will hold Closed Session in Conference Room 8)

REGULAR BUSINESS MEETING
1:15 p.m., Board Room

ROLL CALL:

BOARD OF DIRECTORS:

- Pledge of Allegiance

PRESENTATION:

- EBMUD Speaker of the Year Award

ANNOUNCEMENTS FROM CLOSED SESSION:

PUBLIC COMMENT: The Board of Directors is limited by State law to providing a brief response, asking questions for clarification, or referring a matter to staff when responding to items that are not listed on the agenda.

CONSENT CALENDAR: (Single motion and vote approving 13 recommendations, including 1 resolution.)

1. Approve the Regular Meeting Minutes of June 13, 2017.
2. File correspondence with the Board.
3. Award a contract to the lowest responsive/responsible bidder, JMB Construction, Inc., in the amount of \$7,936,359 for construction of the MacArthur/Davenport Pipeline Replacement under Specification 2099.
4. Authorize an agreement beginning on or after July 1, 2017 with Civicorps (formerly East Bay Conservation Corps) in an amount not to exceed \$473,872 to provide vegetation control and related duties at various District properties.
5. Authorize an agreement with ENS Resources, Inc., in an amount not to exceed \$130,000 for continued legislative and regulatory information-gathering, analysis, representation and liaison services in Washington, D.C., for a one-year period from July 1, 2017 to June 30, 2018.
6. Authorize an agreement beginning on or after June 27, 2017 with GEI Consultants, Inc., in an amount not to exceed \$791,000 to complete a geotechnical investigation for the Oakland Inner Harbor Pipeline Crossing.
7. Authorize the extension of agreements with Oracle America, Inc., and Dynamics Systems, Inc., through November 30, 2018 in the amounts of \$398,493 and \$123,909, respectively, for Oracle technical support services.
8. Authorize an amendment to an existing agreement beginning July 1, 2017 with APX, Inc., in an amount not to exceed \$604,200 for three years to provide power scheduling and California Independent System Operator settlement services for the Camanche and Pardee Power Plants and Main Wastewater Treatment Plant gas turbine and Power Generation Station.
9. Award a contract to CXT, Inc., in an amount not to exceed \$134,261.47 for replacement of the Lafayette Recreation Area restroom facility at the main parking lot.

CONSENT CALENDAR: (Continued)

10. Authorize the Office of the General Counsel to continue employment of the Law Offices of Curtis T. White for specialized legal services in Federal Communications Commission related matters.
11. File the General Manager's Report and Recommendation to Transfer Unpaid Delinquent Charges to the 2017-2018 Property Tax Rolls.
12. Approve the April 2017 and May 2017 Monthly Investment Transactions Reports.
13. Approve actions related to the Mokelumne watershed land exchange. (Resolution)
 - 13.1. Approve a land exchange between the District and John W. Hertzig.
 - 13.2. Authorize District staff to execute the grant deeds and all documents related to the transaction.

DETERMINATION AND DISCUSSION:

14. Adopt, in accordance with the provisions of the Municipal Utility District Act, the Fiscal Year 2018 (FY18) and Fiscal Year 2019 (FY19) Operating and Capital Budgets for the Water and Wastewater Systems as recommended in the FY18 and FY19 Proposed Biennial Budget. (Resolution)
15. General Manager's Report.

REPORTS AND DIRECTOR COMMENTS:

16. Committee Reports:
 - Planning
 - Legislative/Human Resources
 - Finance/Administration
17. Other Items for Future Consideration.
18. Director Comments.

ADJOURNMENT:

- Annual Memorial Presentation

The next Regular Meeting of the Board of Directors will be held at 1:15 p.m. on Tuesday, July 11, 2017 in the Administration Center Board Room, 375 Eleventh Street, Oakland, California.

Disability Notice

If you require a disability-related modification or accommodation to participate in an EBMUD public meeting please call the Office of the Secretary (510) 287-0404. We will make reasonable arrangements to ensure accessibility. Some special equipment arrangements may require 48 hours advance notice.

Document Availability

Materials related to an item on this Agenda that have been submitted to the EBMUD Board of Directors within 72 hours prior to this meeting are available for public inspection in EBMUD's Office of the Secretary at 375 11th Street, Oakland, California, during normal business hours, and can be viewed on our website at www.ebmud.com.

BOARD CALENDAR

Date	Meeting	Time/Location	Topics
Tuesday, June 27	Finance/Administration Committee Patterson {Chair}; Coleman; Mellon	9:30 a.m. Training Resource Center	<ul style="list-style-type: none"> Annual Update on Employees' Retirement System Monthly Investment Transactions Report Water Theft Penalty Ordinance and Guarantee Deposits
	Board of Directors	11:00 a.m. 1:15 p.m.	<ul style="list-style-type: none"> Closed Session Regular Meeting
Tuesday, July 4	Independence Day		<i>District offices will be closed</i>
Tuesday, July 11	Planning Committee Mellon {Chair}; Linney; Young	9:15 a.m. Training Resource Center	<ul style="list-style-type: none"> Closed Session Regular Meeting
	Legislative/Human Resources Committee Coleman {Chair}; Patterson; Young	10:15 a.m. Training Resource Center	
	Board of Directors	11:00 a.m. 1:15 p.m.	
Tuesday, July 25	Sustainability/Energy Committee Young {Chair}; Katz; Linney	TBD Training Resource Center	<ul style="list-style-type: none"> Closed Session Regular Meeting
	Finance/Administration Committee Patterson {Chair}; Coleman; Mellon	10:00 a.m. Training Resource Center	
	Board of Directors	11:00 a.m. 1:15 p.m.	
Tuesday, August 8	Planning Committee Mellon {Chair}; Linney; Young	9:15 a.m. Training Resource Center	<ul style="list-style-type: none"> Closed Session Regular Meeting
	Legislative/Human Resources Committee Coleman {Chair}; Patterson; Young	10:15 a.m. Training Resource Center	
	Board of Directors	11:00 a.m. 1:15 p.m.	

MINUTES

Tuesday, June 13, 2017

**East Bay Municipal Utility District
Board of Directors
375 Eleventh Street
Oakland, California**

Regular Closed Session Meeting

President Lesa R. McIntosh called to order the Regular Closed Session Meeting of the Board of Directors at 11:04 a.m. in the Administration Center Board Room.

ROLL CALL

Directors John A. Coleman, Doug Linney, Frank Mellon, William B. Patterson, Marguerite Young, and President Lesa R. McIntosh were present at roll call. Director Andy Katz arrived in Conference Room 8 at 11:17 a.m.

Staff present included General Manager Alexander R. Coate, General Counsel Craig S. Spencer, Assistant General Counsel Xanthe M. Berry (Items 1a, 1b, and 2), Risk Manager Karen K. Curry (Items 1a and 1b), Assistant General Counsel Frederick S. Etheridge (Items 1c and 3), Director of Operations and Maintenance Michael J. Wallis (Item 2), Manager of Human Resources Laura A. Brunson (Item 4), Manager of Employee Relations David Pak (Item 4), Attorney Lourdes Matthew (Item 4), and Industrial Employers Distributors Association representatives Glenn Berkheimer and Bruce Heid (Item 4).

PUBLIC COMMENT

There was no public comment.

ANNOUNCEMENT OF CLOSED SESSION AGENDA

President Lesa R. McIntosh announced the closed session agenda. The Board convened to Conference Room 8 for discussion.

Regular Business Meeting

President McIntosh called to order the Regular Business Meeting of the Board of Directors at 1:15 p.m. in the Administration Center Board Room.

ROLL CALL

Directors John A. Coleman, Andy Katz, Doug Linney, Frank Mellon, William B. Patterson, Marguerite Young, and President Lesa R. McIntosh were present at roll call. Staff present included General Manager Alexander R. Coate, General Counsel Craig S. Spencer and Secretary of the District Rischa S. Cole.

BOARD OF DIRECTORS

President McIntosh led the Pledge of Allegiance.

PRESENTATION

General Manager Alexander R. Coate announced that in April, the San Ramon Valley Recycled Water Program (a partnership between EBMUD and Dublin-San Ramon Services District – DERWA), received Green California Summit’s Leadership Award for Water Management. The Summit is a program of Green Technology, a non-profit initiative designed to inform government efforts toward sustainability. The San Ramon Valley Recycled Water Program serves customers in San Ramon, Dublin and Pleasanton and has offset the demand for more than nine billion gallons of potable water since 2006. The Board recognized the following Board members and staff for their contributions to the program: current DERWA Board President Frank Mellon, long-time Board member and past DERWA President John A. Coleman, alternate DERWA Board member Doug Linney, Water Supply Improvements Division Manager and DERWA Authority Manager Michael T. Tognolini, Senior Civil Engineer and Recycled Water Program Manager Linda H. Hu, Associate Civil Engineer Florence T. Wedington, Principal Management Analyst and DERWA Treasurer Richard C. Lou, and Accountant Dana D. Gulseth. The Board also acknowledged two staff members who were unable to attend the meeting – Associate Civil Engineer An Bartlett and Community Affairs Representative Ben Glickstein. Director Linney presented the award and on behalf of the EBMUD Board, thanked the contributors for their efforts.

ANNOUNCEMENTS FROM CLOSED SESSION

The Board, in closed session this morning, by a unanimous vote of the Directors attending, authorized the General Counsel to initiate litigation in one matter. The action, defendants and other particulars will be disclosed, upon inquiry, once the action is formally commenced. There were no other announcements required from closed session.

PUBLIC COMMENT

- Addressing the Board were the following: 1) Vedrange Golas, EBMUD customer expressed concern regarding her water bill and the EBMUD fees on her property tax bill; 2) Barbara Harlan, EBMUD customer commented on her experience contacting the District about her bills and noted that she did not receive either of the Proposition 218 notices; and 3) Pamela Astarte, EBMUD customer commented on the amount of her bill and that she is opposed to the proposed rate increase.

President McIntosh referred Ms. Golas and Ms. Harlan to staff regarding their billing issues and advised Ms. Astarte to check in with staff in the Board Annex if she wished to file a written protest to the proposed rate increase.

CONSENT CALENDAR

- Items 10 and 18 were pulled from the Consent Calendar for comment and Item 12 was pulled from agenda.
 - Motion by Director Coleman, seconded by Director Patterson, to approve the recommended actions for Items 1-9, 11, 16-17 on the Consent Calendar, carried (7-0) by the following voice vote: AYES (Coleman, Katz, Linney, Mellon, Patterson, Young, and McIntosh); NOES (None); ABSTAIN (None); ABSENT (None).
1. **Motion No. 086-17** – Approved the Regular Meeting Minutes of May 23, 2017.
 2. The following correspondence was filed with the Board: **1)** Presentation entitled, “GM’s Report on Water and Wastewater Schedule of Rates and Charges, Capacity Charges and Other Fees and Setting Public Hearing Date” dated June 13, 2017; **2)** Presentation entitled, “Customer Payment Enhancements and Trends Update” dated June 13, 2017; and **3)** Speakers’ Bureau and Outreach Record CY17 as of June 13, 2017.
 3. **Motion No. 087-17** – Awarded a contract to the lowest responsive/responsible bidder, MARS Company, in the estimated total amount, after the addition of taxes, not to exceed \$598,491 for supplying water meter testing equipment for the period beginning on or after June 19, 2017 and ending June 18, 2018, under Request for Quotation No. 1709.
 4. **Motion No. 088-17** – Awarded a contract to the lowest responsive/responsible bidder, Triple S Electric Co., in the amount of \$544,700 for construction of the Main Wastewater Treatment Plant Communication Systems Upgrade Project Phase 1 and 2, under Specification SD-363.
 - 5.1-5.2 **Motion No. 089-17** – Awarded contracts to Albany Ford, Peterson Truck, Pape Machinery, TEC of California, Golden Gate Truck Center, Future Ford of Concord, Walnut Creek Ford, Big Valley Ford, and Delta Truck Center in an annual amount after the addition of taxes, not to exceed \$500,000 for supplying OEM parts for vehicles and equipment for the period beginning July 1, 2017 and ending June 30, 2018 with the option to extend for four additional one-year periods for a total estimated cost of \$2,500,000 and awarded a contract to Peterson Power in an annual amount after the addition of taxes, not to exceed \$200,000 for supplying OEM parts for Caterpillar engines and generators for the period beginning July 1, 2017 and ending June 30, 2018 with the option to extend for four additional one-year periods for a total estimated cost of \$1,000,000.
 6. **Motion No. 090-17** – Authorized a direct award to Solar Turbines, Incorporated, in an amount, after the addition of taxes, not to exceed \$203,000 for supplying eight Solar fuel injectors for the Main Wastewater Treatment Plant Power Generation Station turbine.
 7. **Motion No. 091-17** – Authorized a direct award contract to TOMCO₂ Systems in an amount, after the addition of taxes, not to exceed \$240,000 for supplying a third carbon dioxide gas feed system and two low-flow retrofit packages for the existing feed systems at the Bixler Facility.

8. **Motion No. 092-17** – Authorized an agreement beginning on or after July 1, 2017 with Claremont Behavioral Services in an average annual amount of \$151,384 for Employee Assistance Program services for five years with five one-year options to renew for a total cost not to exceed \$1,513,841.
9. **Motion No. 093-17** – Authorized an agreement with RMC, a Woodard & Curran Company, in an amount not to exceed \$545,834 for the development of a Recycled Water Master Plan update.
10. **Motion No. 098-17** – Authorized an agreement beginning on or after July 1, 2017 with Rural Pig Management, Inc., in an annual amount of \$49,530 for controlling feral pigs on East Bay watershed lands for five years for a total cost not to exceed \$235,948.
 - Director Linney pulled Item 10 to ask questions about the process used for dispatching trapped pigs. Staff explained the process and noted that the District has used the proposed vendor for this service over the past 10 years.
 - Motion by Director Linney, seconded by Director Young, to approve the recommended action for Item 10 on the Consent Calendar, carried (7-0) by the following voice vote: AYES (Coleman, Katz, Linney, Mellon, Patterson, Young, and McIntosh); NOES (None); ABSTAIN (None); ABSENT (None).
11. **Motion No. 094-17** – Authorized a purchase order beginning on or after August 16, 2017 with VersionOne, Inc., in an amount not to exceed \$14,000 annually for use of the VersionOne Agile software tool for three years with one option to renew for an additional three-year period for a total cost of \$84,000.
12. Authorize the extension of agreements with Oracle America, Inc., and Dynamics Systems, Inc., through November 30, 2018 in the amounts of \$298,493 and \$123,909, respectively, for Oracle technical support services.
 - Item 12 was pulled from the agenda by staff.
13. **Motion No. 095-17** – Authorized an extension to the agreement with P&A Administrative Services, Inc. in the estimated annual amount of \$36,000 to provide employee Flexible Spending Account administration services from July 1, 2017 through December 31, 2021, with three options to renew for an additional one-year period for a total cost not to exceed \$270,000.
14. **Motion No. 096-17** – Authorized the Office of General Counsel to continue the employment of the law firm of Best, Best & Krieger, LLP, for specialized legal services related to federal and state water law, rates, charges, taxes, liens, real estate and bankruptcy, and litigation involving such matters in an additional amount not to exceed \$75,000.

15. **Motion No. 097-17** – Approved a ten-year Water Infrastructure Agreement between East Bay Municipal Utility District and the City of Alameda to allow for the phased development and installation of water infrastructure at Alameda Point, including breach provisions, administration of water and wastewater capacity charge credits, and District maintenance services.
16. **Resolution No. 35039-17** – Authorizing Acquisition Of Real Property In El Sobrante In Contra Costa County, California.
17. **Resolution No. 35040-17** – A Resolution Of The Board of Directors Of The East Bay Municipal Utility District Nominating Frank Mellon As A Candidate For The Position Of Association Of California Water Agencies Region 5 Regional Officer.
18. **Resolution No. 35041-17** – Appointing Janetta M. Johnson As Assistant To The General Manager (*effective June 26, 2017*).
 - Director Mellon congratulated Ms. Johnson on her appointment. Ms. Johnson thanked the Board and stated that she looked forward to working with them in her new role.
 - Motion by Director Mellon, seconded by Director Patterson, to approve the recommended action for Item 18 on the Consent Calendar, carried (7-0) by the following voice vote: AYES (Coleman, Katz, Linney, Mellon, Patterson, Young, and McIntosh); NOES (None); ABSTAIN (None); ABSENT (None).

DETERMINATION AND DISCUSSION

19.1-19.2 File a Report and Set a Public Hearing for the Water and Wastewater System Schedule of Rates and Charges, Capacity Charges and Other Fees.

Director of Finance Sophia D. Skoda presented a summary of the General Manager's Report on Water and Wastewater Schedule of Rates and Charges. She reported that the Board held three budget workshops (January 24, March 14 and April 11) and that Proposition 218 notices were mailed in April for a June 13 public hearing. However, due to a data processing error in the mailing list, an updated notice was re-sent and the public hearing was rescheduled to July 11. The rates were developed from the Cost of Service study conducted in 2015 and the proposed budget which is scheduled to be considered by the Board on June 27. She noted that drought rate surcharges are included in the rate structure as a contingency plan in the unanticipated event of a water shortage. Proposed water rates for Fiscal Year (FY) 2018 and FY19 are 9.25 percent and 9.0 percent respectively and proposed wastewater rates are 5.0 percent each fiscal year. If adopted on July 11, the FY18 rates will go into effect on July 12, 2017, which is later than assumed in the proposed FY18 budget and the GM Report and Recommendation. The FY19 rates will go into effect on July 1, 2018. FY18 budgeted revenues will be affected by this delay by less than \$2 million, or under 0.3 percent of the total projected revenue for the fiscal year.

Ms. Skoda reviewed current and proposed monthly billing impacts to the average single family residential customer, an agency comparison of water and wastewater rates and charges, and recent legislative changes that impact District regulations and rates.

- Motion by Director Young, seconded by Director Mellon, to approve the recommended actions for Items 19.1 and 19.2, carried (7-0) by the following voice vote: AYES (Coleman, Katz, Linney, Mellon, Patterson, Young, and McIntosh); NOES (None); ABSTAIN (None); ABSENT (None).

Motion No. 099-17 – Filed the General Manager’s Report and Recommendation for revisions to the Water and Wastewater System Schedule of Rates and Charges, Capacity Charges and Other Fees (“GM Report and Recommendation”); and set a Public Hearing for Tuesday, July 11, 2017, during the Board’s regular meeting to consider the GM Report and Recommendation, and to comply with Proposition 218 public notification requirements.

20. **Legislative Update.**

Manager of Legislative Affairs Marlaigne K. Dumaine provided an update on AB 975 (Friedman) – Natural Resources: Wild and Scenic Rivers, noting that the bill is now inactive at the request of Assemblymember Friedman. She highlighted bills related to conservation including trailer bills and said staff would be bringing information about cap and trade to a future Board meeting.

21. **General Manager’s Report.**

Customer Services Manager William A. Sharp gave a presentation on the variety of payment options available to customers, bill mailing and payment costs, customer payment trends and the new payment system available on the District’s website. The new system allows customers to enroll online to make online payments, pay by text and be notified by email and/or text message when their water bill statement is available. These and other features are available to customers without a fee. The website update was launched in May and during the first month, 2,144 customers enrolled online. In July, customer payment campaign will market the services and encourage customers to enroll. Mr. Sharp said in late summer a new Interactive Voice Response System will be implemented in the Contact Center to promote electronic payments. Program updates will be included quarterly in the General Manager’s Monthly Report with a year-end summary for the annual report.

The Board asked questions about bill notification to multiple email addresses and the cost to the District to process payments. General Manager Coate advised staff would provide answers to the Board in an information memo.

Director of Operations and Maintenance Michael J. Wallis provided an update on District operations in the Mokelumne watershed. He discussed season-to-date precipitation, the snow depth at Caples Lake and season-to-date cumulative runoff totals in the watershed. The District’s projected Water Year 2017 runoff is 1,870 thousand acre-feet, based on the

California Department of Water Resources May 1, 2017 snow survey, precipitation received to date, and expected precipitation to come. The Camanche Reservoir rate of release is currently being reduced in 200 cubic feet per second (cfs) per day increments through Friday June 9, at which time the projected release would be 1,400 cfs. The goal of the release is to limit the risk of Camanche spilling, to maintain adequate flood control space, and to bring the Pardee and Camanche system to full on July 1.

General Manager Coate announced that the Monthly Report for May 2017 had been provided in the Board's packets and reminded them of documents at their places on the dais.

REPORTS AND DIRECTOR COMMENTS

22. Committee Reports.

- Filed with the Board were the EBMUD/EBRPD Liaison Committee Minutes of March 29, 2017.

23. Other Items for Future Consideration.

None.

24. Director Comments.

- Director Coleman reported attending/participating in the following events: Ward 2 Briefing on May 25 in Lafayette; Contra Costa County Mayors' Conference June 1 in Richmond; ACWA Executive Committee, Board and Agricultural Initiative Committee meetings on June 2 in Sacramento; ACWA Executive Committee teleconference meeting on June 5 in Oakland; EBMUD Raining Pride Event on June 6 in Oakland; ACWA Nominating Committee meeting on June 6 in Oakland; East Bay Economic Development Alliance Board Retreat on June 8 in San Leandro; ACWA Executive Committee teleconference meeting on June 12 in Oakland; and meeting with AFSCME Local 2019 President Mark Foley on June 13 in Oakland. He reported on plans to attend/participate in the following upcoming events: Cancer Support meeting on June 14 in Lafayette and an ACWA teleconference meeting on June 26 in Oakland.
- Director Katz reported that he, Director Linney, Director Patterson and staff met with Oakland Mayor Schaaf on June 8 regarding food waste and also discussed unsafe warehouses in Oakland.
- Director Linney had no report.
- Director Mellon reported attending/participating in the following events: Castro Valley Student Citizen Recognition Luncheon on May 25 in Castro Valley; Contra Costa County Mayors' Conference June 1 in Richmond; Veterans for War/American Legion event on June 4 in Castro Valley; San Leandro City Council on June 5 in San Leandro; and Greg Feere's Retirement Dinner on June 10 in Richmond.

- Director Patterson reported attending/participating in the following events: Children's Fairyland of Oakland Annual Gala on June 1 in Oakland; Ward 5 and 6 Briefing on June 6 in Oakland; EBMUD Audit meeting on June 8 in Oakland; Meeting with Oakland Mayor Libby Schaaf on June 8 in Oakland; and an Oakland NAACP Executive Committee meeting on June 8 in Oakland.
- Director Young reported on plans to attend the "Tackling the Health Politics of Water" conference on June 14 in Sacramento.
- President McIntosh reported attending/participating in the following events: Hercules City Council meeting on May 23 in Hercules; Richmond Chamber of Commerce dinner cruise on May 25; Contra Costa County Mayors' Conference on June 1 in Richmond; and Greg Feere's Retirement Dinner on June 10 in Richmond.

ADJOURNMENT

President McIntosh adjourned the meeting at 2:46 p.m.

SUBMITTED BY:

Rischa S. Cole, Secretary of the District

APPROVED: June 27, 2017

Lesa R. McIntosh, President of the Board



AGENDA NO.
MEETING DATE

3.
June 27, 2017

TITLE MACARTHUR/DAVENPORT PIPELINE REPLACEMENT

☒ **MOTION** _____ ☐ **RESOLUTION** _____ ☐ **ORDINANCE** _____

RECOMMENDED ACTION

Award a contract to the lowest responsive/responsible bidder, JMB Construction, Inc. in the amount of \$7,936,359 for construction of the MacArthur/Davenport Pipeline Replacement under Specification 2099.

SUMMARY

Work includes furnishing and installing approximately 10,600 feet of 24-inch diameter steel pipe, abandoning and filling the existing 20-inch pipe with cellular concrete, and restoring pavement in the City of Oakland (see attached location map).

DISCUSSION



The existing MacArthur/Davenport pipeline is a 20-inch diameter steel pipe installed in 1927 that serves as both a transmission and distribution main for customers in the 39th Avenue Pressure Zone. The existing pipeline has internal corrosion and a history of leaks resulting in service disruptions and costly repairs. Future breaks have the potential to cause damage to adjacent utilities and private property. The existing alignment also closely follows the Hayward Fault, crossing the fault in two locations. This project replaces the current main with a new 24-inch steel main located outside the Hayward Fault Zone. This item was discussed at the February 9, 2016, Board Meeting.

This project supports the District's Strategic Plan goal for Long-Term Infrastructure Investment.

BID RESULTS

Bid documents were issued to 26 resource organizations, 28 prospective bidders and posted on the District's website. Six bids were received, ranging from \$7,936,359 to \$9,630,800. The bid summary is attached. The engineer's estimate for this work is \$9,248,130.

The lowest responsive/responsible bidder, JMB Construction, Inc., is licensed to perform work in California, and is not on the State Department of Industrial Relations (DIR) debarment list. JMB

Funds Available: FY16-17; CIP #1006298; Page 22		Budget Code: WSC\570\7999\2008923:25
DEPARTMENT SUBMITTING Engineering and Construction	DEPARTMENT MANAGER or DIRECTOR  Xavier J. Irias	APPROVED  General Manager

Contact the Office of the District Secretary with questions about completing or submitting this form.

Construction, Inc. and its listed subcontractors are properly registered with the State DIR. In the past five years, JMB Construction, Inc. has not filed a Government Code Claim nor initiated any litigation against the District.

SUSTAINABILITY

Economic

Funding for this work is included in the FY16-17 Capital Improvement Program under the Large Diameter Pipelines Project.

Social

The completed P-035 and P-061 forms for the Contract Equity Program are attached.

Work under this contract is subject to the payment of current prevailing wages according to determinations for each craft as established by the Director of Industrial Relations of the State of California.

Local 444 was notified of this contract on October 30, 2014. Local 444 issues were addressed and resolved during a December 18, 2014 meeting. A revised notification was sent to Local 444 on January 21, 2015, and Local 444 did not raise any additional issues related to this contract.

Staff has conducted community outreach for the project with neighbors and elected officials for the project area. Additional notification and a public meeting are scheduled to occur prior to construction.

Environmental

A Notice of Exemption was posted with the Alameda County Clerk on May 29, 2014.

ALTERNATIVES

Do not perform the work. This alternative is not recommended. The existing 20-inch pipeline serves thousands of customers in Oakland and has reached the end of its useful life. The pipeline is corroded, costly to maintain, and located within the Hayward Fault Zone. Replacing and relocating this pipeline is necessary to improve the reliability of water service for customers in this area.

Perform the work with District forces. This alternative is not recommended because District forces are committed to smaller diameter, higher productivity pipeline replacement projects and do not typically perform work on large diameter pipelines. District forces will install over 7,000 feet of 8-inch pipeline required for this project prior to the contractor installing the 24-inch pipeline.

MacArthur/Davenport Pipeline Replacement

June 27, 2017

Page 3

Attachments

Location Map

Bid Summary

Contract Equity Program Summary (P-035)

Affirmative Action Summary (P-061)

I:\Sec\2017 Board Related Items\062717Board Agenda Items\E&C\MacArthur/Davenport Pipeline Replacement.doc

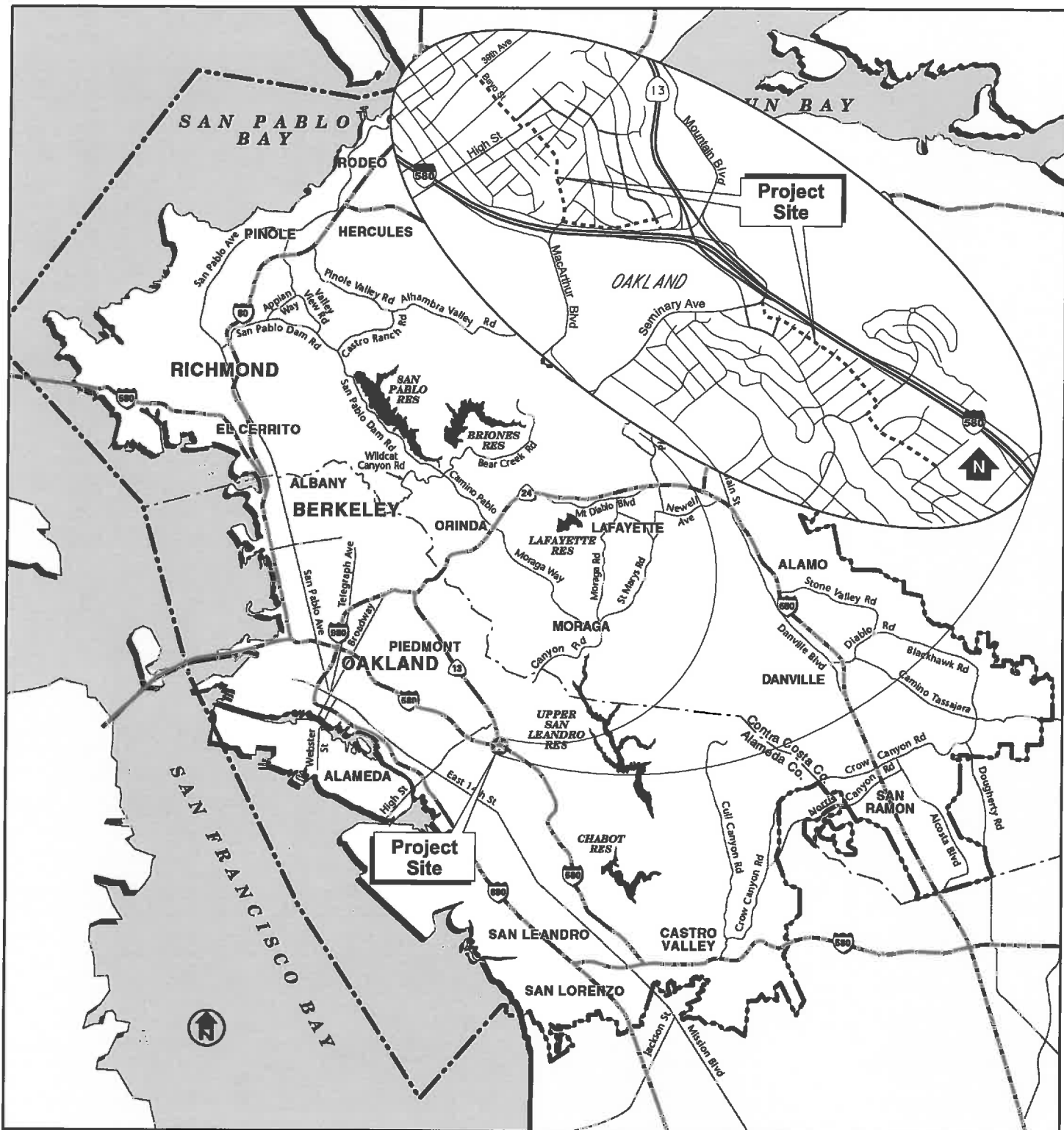
EAST BAY MUNICIPAL UTILITY DISTRICT
SPECIFICATION 2099
MACARTHUR/DAVENPORT PIPELINE REPLACEMENT
Bids Opened May 31, 2017

	BIDDER	TOTAL AMOUNT BID
1.	JMB Construction, Inc. 132 S. Maple Ave. South San Francisco, CA 94080 (650) 267-5300	\$7,936,359
2.	McGuire and Hester 9009 Railroad Ave. Oakland, CA 94603 (510) 632-7676	\$8,432,300
3.	Anvil Builders, Inc. (SBE/DVBE) 1475 Donner Ave. San Francisco, CA (415) 285-5000	\$8,596,900 / \$8,346,900*
4.	Mountain Cascade, Inc. 555 Exchange Ct. Livermore, CA 94551 (925) 373-8370	\$9,235,620
5.	Ranger Pipelines, Inc. PO Box 24109 San Francisco, CA 94124 (415) 822-3700	\$9,550,000
6.	Cratus, Inc. (SBE/DVBE) 945 Taraval St., #302 San Francisco, CA 94116 (415) 939-2840	\$9,630,800 / \$9,380,800*

SBE/DVBE – Small Business Enterprise or Disabled Veteran Business Enterprise

* Effective Bid Amount due to SBE/DVBE discount (5% of the low bid amount, not to exceed \$250,000)

Engineer's Estimate: \$9,248,130



PROJECT SITE LOCATION MAP

NOT TO SCALE

EAST BAY MUNICIPAL UTILITY DISTRICT


DINGEE PIPELINE AND CLAREMONT CENTER AQUEDUCTS REPLACEMENTS

SPECIFICATION 2059



CONTRACT EQUITY PROGRAM SUMMARY (P-035)

This summary contains information on the contractor's workforce and contract equity participation. (Completed by District)

TITLE SPECIFICATION NO.: 2099 MacArthur/Davenport Pipeline Replacement			DATE: June 14, 2017									
CONTRACTOR: JMB Construction, Inc. South San Francisco, CA 94080			PERCENTAGE OF CONTRACT DOLLARS									
BID/PROPOSER'S PRICE: \$7,936,359	FIRM'S OWNERSHIP		White Men	25%	8.2%							
	Ethnicity	Gender	White Women	9%	90.4%							
	White	Women	Ethnic Minorities	25%	1.4%							
CONTRACT EQUITY PARTICIPATION												
COMPANY NAME	ESTIMATED AMOUNT	ETHNICITY	GENDER		CONTRACTING PARTICIPATION							
			M	W	White-Men	White-Women	Ethnic Minorities	Unclassified	Publicly Held Corp.	Gov't/Non Profit	Foreign	
PRIME: JMB Construction, Inc.	\$7,140,515	White		X		90.0%						
SUBS: MCK Services Inc.	\$582,850	White	X		7.3%							
Bayside Stripe and Seal	\$24,326	White	X		0.3%							
Economy Trucking Services, Inc.	\$110,000	A/PI		X				1.4%				
CMC Traffic Control Specialists	\$37,500	White		X		0.5%						
Throop Lightweight Fill	\$41,168	White	X		0.5%							
TOTAL	\$7,936,359				8.2%	90.4%	1.4%	0.0%	0.0%	0.0%	0.0%	
CONTRACTOR'S WORKFORCE PROFILE (From P-025 Form)												
	White Men	White Women	Ethnic Minorities	Total Employees								
No. of Employees:	29	6	40	75								
Percent of Total Employees:	38.7%	8.0%	53.3%									
MSA Labor Market %:	28.6%	23.6%	47.9%									
MSA Labor Market Location:	San Mateo											
COMMENTS												
Contract Equity Participation - 8.2% White Men participation, 90.4% White Women participation and 1.4% Ethnic Minority participation.												
Workforce Profile & Statement of Nondiscrimination Submitted				Good Faith Outreach Efforts Requirement Satisfied				Award Approval Recommended				
NA				YES								



AFFIRMATIVE ACTION SUMMARY (P-061)

(Completed by District)

This summarizes information provided by the contractor(s)' P-025 Form regarding their workforce.

Title: MacArthur/Davenport Pipeline Replacement		Ethnic Minority Percentages From U.S. Census Data						
			B	H	A/PI	AI/AN	TOTAL	
		National	10.5	10.7	3.7	0.7	27.3	
Spec. No.: 2099		DATE: 6/14/2017	9 Bay Area Counties	5.5	16.2	14.2	0.4	39.9
			Alameda/CC Counties	10.7	15.6	15.4	0.5	46.2
R=Recmmd P=Prime S=Sub	Composition of Ownership	Number of Ethnic Minority Employees						
Company Name, Owner/Contact Person, Address, and Phone Number			B	H	A/PI	AI/AN	TOTAL	PERCENT
RP	WW	Company Wide	1	38	1	0	40	53.3%
JMB Contruction, Inc. Margaret Burke 132 South Maple Avenue South San Francisco, CA 94080 650-267-5300		Manager/Prof	0	1	0	0	1	7.1%
		Technical/Sales	0	0	0	0	0	0.0%
		Clerical/Skilled	0	5	0	0	5	21.7%
		Semi/Unskilled	1	32	1	0	34	89.5%
		Bay Area	1	38	1	0	40	53.3%
		AA Plan on File:	NA		Date of last contract with District:		4/5/2017	
		Co. Wide MSA:	Insert MSA		# Employees-Co. Wide:		75 Bay Area: 75	
S	WM: LBE	Company Wide	0	29	0	0	29	63.0%
MCK Services Nancy Jackson P.O. Box 5697 Concord, CA 94524 925-957-9200		Manager/Prof	0	0	0	0	0	0.0%
		Technical/Sales	0	0	0	0	0	0.0%
		Clerical/Skilled	0	9	0	0	9	52.9%
		Semi/Unskilled	0	20	0	0	20	100.0%
		Bay Area	0	29	0	0	29	63.0%
		Co. Wide MSA:	9 Bay Area Counties		# Employees-Co. Wide:		46 Bay Area: 46	
S	WM	Company Wide	INFORMATION NOT PROVIDED					
Bayside Stripe and Seal P.O. Box 703 Petaluma, CA 96953 707-765-2871		Manager/Prof						
		Technical/Sales						
		Clerical/Skilled						
		Semi/Unskilled						
		Bay Area						
		Co. Wide MSA:						
S	EMW: A/PI - L/SBE	Company Wide	INFORMATION NOT PROVIDED					
Economy Trucking Services, Inc. Preet Johal P.O. Box 525 Union City, CA 94587 510-733-9100		Manager/Prof						
		Technical/Sales						
		Clerical/Skilled						
		Semi/Unskilled						
		Bay Area						
		Co. Wide MSA:						
S	WW: SBE	Company Wide	INFORMATION NOT PROVIDED					
CMC Traffic Control Specialties Derek 3450 3rd St., Suite 3G San Francisco, CA 94124 415-206-1700		Manager/Prof						
		Technical/Sales						
		Clerical/Skilled						
		Semi/Unskilled						
		Bay Area						
		Co. Wide MSA:						
S	WM: LBE	Company Wide	INFORMATION NOT PROVIDED					
Throop Lightweight Fill 5715 Preston Ave. Livermore, CA 94551 415-419-6876		Manager/Prof						
		Technical/Sales						
		Clerical/Skilled						
		Semi/Unskilled						
		Bay Area						
		Co. Wide MSA:						

WM=White Male, WW=White Women, EM=Ethnic Minority (Ethnicities: B=Black, H=Hispanic, A/PI=Asian/Pacific Islander, and AI/AN=American Indian/Alaskan Native)



AFFIRMATIVE ACTION SUMMARY (P-061)

(Completed by District)

This summarizes information provided by the contractor(s)' P-025 Form regarding their workforce.

Title: MacArthur/Davenport Pipeline Replacement			Ethnic Minority Percentages From U.S. Census Data					
				B	H	A/PI	AI/AN	TOTAL
			National	10.5	10.7	3.7	0.7	27.3
Spec. No.:	2099	DATE: 6/14/2017	9 Bay Area Counties	5.5	16.2	14.2	0.4	39.9
			Alameda/CC Counties	10.7	15.6	15.4	0.5	46.2
R=Recmmd P=Prime S=Sub	Composition of Ownership	Number of Ethnic Minority Employees						
Company Name, Owner/Contact Person, Address, and Phone Number			B	H	A/PI	AI/AN	TOTAL	PERCENT
P	WM: LBE	Company Wide	18	201	6	1	226	684.8%
McGuire and Hester Bruce W. Daseking 9009 Railroad Avenue Oakland, CA 94603 510-632-7676		Manager/Prof	1	9	1	0	11	220.0%
		Technical/Sales	0	0	0	0	0	0.0%
		Clerical/Skilled	12	77	4	1	94	552.9%
		Semi/Unskilled	5	115	1	0	121	1100.0%
		Bay Area	0	0	0	0	0	0.0%
		Co. Wide MSA: California	# Employees-Co. Wide: 33				Bay Area: 33	
P	EMM: A/PI - SBE	Company Wide	17	114	66	0	197	597.0%
Anvil Builders, Inc. Mitesh Mehta 1475 Donner Ave. San Francisco, CA 94124 415-285-5000		Manager/Prof	0	17	1	0	18	360.0%
		Technical/Sales	0	0	0	0	0	0.0%
		Clerical/Skilled	1	5	4	0	10	58.8%
		Semi/Unskilled	16	92	61	0	169	1536.4%
		Bay Area	17	114	66	0	197	597.0%
		Co. Wide MSA: San Francisco	# Employees-Co. Wide: 33				Bay Area: 33	
P	WM: LBE	Company Wide	3	119	1	0	123	372.7%
Mountain Cascade Michael Duke Fuller 555 Exchange Ct. Livermore, CA 925-373-8730		Manager/Prof	0	1	0	0	1	20.0%
		Technical/Sales	0	0	0	0	0	0.0%
		Clerical/Skilled	0	1	1	0	2	11.8%
		Semi/Unskilled	3	117	0	1	121	1100.0%
		Bay Area	0	0	0	0	0	0.0%
		Co. Wide MSA: Alameda	# Employees-Co. Wide: 33				Bay Area: 33	
P	WM	Company Wide	4	74	3	0	81	245.5%
Ranger Pipelines Incorporated Mary Shea-Hunt 1790 Yosemite Ave. san Francisco, CA 94124 415-822-3700		Manager/Prof	0	1	1	0	2	40.0%
		Technical/Sales	0	2	1	0	-	NA
		Clerical/Skilled	1	17	1	0	19	111.8%
		Semi/Unskilled	3	54	0	0	57	518.2%
		Bay Area	4	74	3	0	81	245.5%
		Co. Wide MSA: 9 Bay Area Counties	# Employees-Co. Wide: 33				Bay Area: 33	
P	WM	Company Wide	0	26	0	0	26	78.8%
Cratus Inc. Michael Kirwan 2186 Palou Ave. San Francisco, CA 94124 415-939-2840		Manager/Prof	0	4	0	0	4	80.0%
		Technical/Sales	0	0	0	0	0	0.0%
		Clerical/Skilled	0	7	0	0	7	41.2%
		Semi/Unskilled	0	15	0	0	15	136.4%
		Bay Area	0	26	0	0	26	78.8%
		Co. Wide MSA: San Francisco	# Employees-Co. Wide: 33				Bay Area: 33	

WM=White Male, WW=White Women, EM=Ethnic Minority (Ethnicities: B=Black, H=Hispanic, A/PI=Asian/Pacific Islander, and AI/AN=American Indian/Alaskan Native)



AGENDA NO.
MEETING DATE

4.

June 27, 2017

TITLE VEGETATION MANAGEMENT CONTRACT

☒ MOTION _____ ☐ RESOLUTION _____ ☐ ORDINANCE _____

RECOMMENDED ACTION

Authorize an agreement beginning on or after July 1, 2017 with Civicorps (formerly East Bay Conservation Corps) in an amount not to exceed \$473,872 to provide vegetation control and related duties at various District properties.

SUMMARY



Civicorps is a non-profit environmental and educational program benefiting at-risk youth and public agencies in Alameda and Contra Costa counties. Since 1984, the District has contracted with Civicorps for assistance with vegetation management projects including erosion control, fire access road and trail maintenance, brush clearing, and removal of dead trees for fuel management.

DISCUSSION

This contract provides for up to four crews to perform work on various project assignments in Fiscal Year (FY) 2018. Civicorps crews work for approximately five months on the following activities:

- Maintain firebreaks at and around District facilities
- Weed abatement at terminal reservoirs
- Weed abatement at local District facilities
- Brush clearing at District facilities
- Clearing and weed abatement on aqueduct rights-of-way and local watershed areas in Discovery Bay, Brentwood, Walnut Creek, Moraga, Lafayette and adjacent areas

This direct award contract continues an over 33-year District practice of working with Civicorps. The District and local communities have benefited from this ongoing relationship. This work supports the District's Strategic Plan goals for Long-Term Infrastructure Investment and Workforce Planning and Development.

Funds Available: FY17/18		Budget Code: WSO/730/B763/5388/5311
DEPARTMENT SUBMITTING <u>Maintenance and Construction</u>	DEPARTMENT MANAGER or DIRECTOR  Clifford C. Chan	APPROVED  General Manager

Contact the Office of the District Secretary with questions about completing or submitting this form.

SUSTAINABILITY

Economic

Funds are included in the proposed FY18 operating budget for this contract.

Social

The completed P-035 and P-061 forms for the Contract Equity Program are attached.

Local 444 was notified of this contract on May 8, 2017 and did not raise any specific issues related to this contract.

Using Civicorps furthers the District's support of local job opportunities for disadvantaged youth.

Environmental

This contract supports the District's obligation to comply with fire prevention standards and regulations, which include removal of dead trees and dry vegetation to reduce fire hazards and create natural firebreaks.

ALTERNATIVES

Complete the work with District forces. This alternative is not recommended as the work is seasonal, requiring significant routine fluctuations in the level of staffing over the spring and summer.

Use another contractor. This alternative is not recommended because the District has used the services of Civicorps to perform this work for a number of years with good results. The California Conservation Corps (CCC), which also provides job opportunities for disadvantaged youth, has a Memorandum of Understanding with Civicorps regarding competition for work. Under this agreement, the CCC does not compete for work within the Civicorps' service area on low-skill level jobs such as brush removal.

Attachments

P-035 – Contract Equity Program Summary
P-061 – Affirmative Action Summary



CONTRACT EQUITY PROGRAM SUMMARY (P-035)

This summary contains information on the contractor's workforce and contract equity participation. (Completed by District)

TITLE General Services Agreement Vegetation Management Contract						DATE: May 31, 2017						
CONTRACTOR: Civicorps Oakland, CA 94607			Direct Award		PERCENTAGE OF CONTRACT DOLLARS							
					Availability Group		Contracting Objectives		Participation			
BID/PROPOSER'S PRICE:			FIRM'S OWNERSHIP		White Men		25%		0.0%			
			Ethnicity		Gender		White Women		6%			
\$473,872 *			Nonprofit		-		Ethnic Minorities		25%			
CONTRACT EQUITY PARTICIPATION												
COMPANY NAME		ESTIMATED AMOUNT	ETHNICITY	GENDER		CONTRACTING PARTICIPATION						
				M	W	White-Men	White-Women	Ethnic Minorities	Unclassified	Publicly Held Corp.	Gov't/Non Profit	Foreign
PRIME: Civicorps		\$473,872	Nonprofit								100.0%	
SUBS: None												
TOTAL		\$473,872				0.0%	0.0%	0.0%	0.0%	0.0%	100.0%	0.0%
CONTRACTOR'S WORKFORCE PROFILE (From P-025 Form)												
		White Men	White Women	Ethnic Minorities		Total Employees						
No. of Employees:		13	9	11		33						
Percent of Total Employees:		39.4%	27.3%	33.3%								
MSA Labor Market %:		24.5%	21.6%	53.9%								
MSA Labor Market Location:		Alameda										
COMMENTS												
Contract Equity Participation - Zero Contract Equity participation since firm is a Nonprofit Organization and no subcontract opportunities exist.												
*Total not to exceed: \$473,872												
Workforce Profile & Statement of Nondiscrimination Submitted				Good Faith Outreach Efforts Requirement Satisfied				Award Approval Recommended				
NA				NA								



AGENDA NO.
MEETING DATE

5.
June 27, 2017

**TITLE AUTHORIZE AN AGREEMENT FOR INFORMATION GATHERING
AND LIAISON SERVICES**

☒ **MOTION** _____ ☐ **RESOLUTION** _____ ☐ **ORDINANCE** _____

RECOMMENDED ACTION



Authorize an agreement with ENS Resources, Inc. (ENS) in an amount not to exceed \$130,000 for continued legislative and regulatory information-gathering, analysis, representation and liaison services in Washington, D.C., for a one-year period from July 1, 2017 to June 30, 2018.

SUMMARY

ENS is the District's primary federal legislative representative and advocate in Washington, D.C. The services provided have been effective, responsive, and cost-efficient when compared to similar services of other Washington, D.C. firms.

DISCUSSION

ENS monitors and reports on federal legislation, congressional hearings, and federal regulatory matters of interest to the District. During the past year, ENS provided comprehensive and timely information on numerous federal bills and issues. Consistent with the Board approved Federal Legislative Initiatives for 2016 and 2017, ENS provided strategic support at the federal level on water supply reliability issues, including the District's Delta needs, and drought legislation, advocating for the District's interests with Congress and the administration, and worked to secure critical high-priority language in final drought legislation to protect access to the District's CVP water supply and provide the District with access to funding eligibility. ENS has continued to advance the District's infrastructure needs and communicated the on-going need for continued federal funding participation in water and wastewater infrastructure projects including the District's Capital Improvement Program, recycled water projects and projects to facilitate regional and/or local water supply reliability. ENS also provided strategic support by monitoring federal efforts and legislation regarding forest and watershed health, including efforts to fund both forest management and wildfire suppression.

Funds Available: FY18		Budget Code: WSG/GEN/B115/8712/5231	
DEPARTMENT SUBMITTING	DEPARTMENT MANAGER or DIRECTOR		APPROVED
Office of Intergovernmental Affairs	 (Marlaigne Dumaine)		 General Manager

Contact the Office of the District Secretary with questions about completing or submitting this form.

These matters are of significant importance to the District and require diligent effort to provide staff with adequate and timely information, and to effectively communicate District interests to federal legislators, regulators, and the administration. The great majority of these issues will continue to proceed through Congress over the course of the next several years.

SUSTAINABILITY

Economic

Funds are available for this work in the proposed FY18 budget.

Social

The completed P-035 and P-061 forms for the Contract Equity Program are attached.

ALTERNATIVES

Consider an alternate legislative and regulatory advocate. This alternative is not recommended because the District has established a solid working relationship with ENS and their advocacy services on our behalf are well-respected in Washington, D.C.

Do not contract for advocacy services. This alternative is not recommended because the lack of advocacy services regarding federal legislation, congressional hearings, and regulatory information of interest to the District would reduce or eliminate federal attention and resources for District projects crucial to our operation. Working with a legislative and regulatory advocate who provides services to EBMUD as well as other western water and wastewater industry clients is a cost-effective and efficient use of District resources to maintain an active presence in Washington, D.C. and meet the need for intermittent services.

Attachments

P-035 – Contract Equity Program Summary
P-061 – Affirmative Action Summary



CONTRACT EQUITY PROGRAM SUMMARY (P-035)

This summary contains information on the contractor's workforce and contract equity participation. (Completed by District)

TITLE <i>Professional Services Agreement</i> Authorize an Agreement for Information Gathering and Liason Services				DATE: May 15, 2017							
CONTRACTOR: ENS Rseources, Inc. Washington, DC 20005				PERCENTAGE OF CONTRACT DOLLARS							
Small Business / Direct Award				Availability Group		Contracting Objectives		Participation			
BID/PROPOSER'S PRICE:		FIRM'S OWNERSHIP		White Men		25%		100.0%			
		Ethnicity	Gender	White Women		6%		0.0%			
\$130,000 *		White	Men	Ethnic Minorities		25%		0.0%			
CONTRACT EQUITY PARTICIPATION											
COMPANY NAME		ESTIMATED AMOUNT	ETHNICITY	GENDER		CONTRACTING PARTICIPATION					
				M	W	White-Men	White-Women	Ethnic Minorities	Unclassified	Publicly Held Corp.	Gov't/Non Profit
PRIME: ENS Rseources, Inc.		\$130,000	White	X		100.0%					
SUBS: None											
TOTAL		\$130,000				100.0%	0.0%	0.0%	0.0%	0.0%	0.0%
CONTRACTOR'S WORKFORCE PROFILE (From P-025 Form)											
		White Men	White Women	Ethnic Minorities	Total Employees						
No. of Employees:		3	2	0	5						
Percent of Total Employees:		60.0%	40.0%	0.0%							
MSA Labor Market %:		19.2%	18.0%	62.8%							
MSA Labor Market Location:		District of Columbia									
COMMENTS											
Contract Equity Participation - 100.0% White Men participation											
*Total Not to Exceed \$130,000											
Workforce Profile & Statement of Nondiscrimination Submitted				Good Faith Outreach Efforts Requirement Satisfied				Award Approval Recommended			
NA				NA							



AGENDA NO.
MEETING DATE

6.

June 27, 2017

**TITLE GEOTECHNICAL INVESTIGATION FOR THE OAKLAND INNER HARBOR
PIPELINE CROSSING**

☒ MOTION ☐ RESOLUTION ☐ ORDINANCE

RECOMMENDED ACTION



Authorize an agreement beginning on or after June 27, 2017, with GEI Consultants, Inc. (GEI) in an amount not to exceed \$791,000 to complete a geotechnical investigation for the Oakland Inner Harbor Pipeline Crossing.

SUMMARY

A geotechnical investigation is required to reduce the uncertainties related to geologic conditions, typify the engineering properties of the soil materials, and determine the liquefaction potential underlying the Oakland Inner Harbor. GEI will complete a geotechnical investigation to support the design of a new 24-inch diameter underwater transmission pipeline using horizontal directional drilling (HDD) from Oakland to Alameda under the Oakland Inner Harbor. GEI will review existing geotechnical data, conduct subsurface explorations, conduct a laboratory testing program, and prepare geotechnical data and geotechnical interpretative reports. This item was discussed at the December 13, 2016, Planning Committee, under the title The Alameda-North Bay Farm Island Pipeline Crossings Project.

DISCUSSION

Water service to Alameda is provided by four existing underwater pipeline crossings at three separate locations between Oakland, Alameda Island, and North Bay Farm Island. Failure of any one of the three existing crossing locations could lead to a reduction in the level of service for existing customers and potentially reduce the available water supply to Alameda Island and North Bay Farm Island. An Environment Impact Report (EIR) for the Alameda-North Bay Farm Island Pipeline Crossings Project was certified by the Board of Directors on December 13, 2016. This project will construct three new pipeline crossings to replace the existing crossings to ensure long-term reliability and redundancy of the water distribution system, meet existing and future water needs, and facilitate repair and replacement of aging infrastructure.

Funds Available: FY16-17, CIP #1006298; Page 22		Budget Code: WSC/534/7999/5231/2011526
DEPARTMENT SUBMITTING Engineering and Construction	DEPARTMENT MANAGER or DIRECTOR  Xavier J. Irias	APPROVED  General Manager

Contact the Office of the District Secretary with questions about completing or submitting this form.

District staff is currently designing Crossing No. 1 (Oakland Inner Harbor Pipeline Crossing) which will replace the existing 24-inch diameter underwater pipeline crossing near Alice Street with approximately 10,500 feet of in-street 24-inch pipeline in Oakland and Alameda, and 1,800 feet of 24-inch pipeline under the Oakland Inner Harbor using HDD (see attached location map). An understanding of the subsurface conditions under the Oakland Inner Harbor is required to adequately design the HDD pipeline. The construction of Crossing No. 1 is expected to begin in FY19 and end in FY20. The design of Crossing No. 2 and Crossing No. 3 will start in FY21 and FY23, respectively, and require similar geotechnical studies.

This project supports the District's Strategic Plan goal for Long-Term Infrastructure Investment.

CONSULTANT SELECTION

A Request for Proposals was sent to 27 firms on the Engineering Consultant Roster with expertise in geotechnical engineering. The District received seven proposals. GEI was selected based on their qualifications, experience with HDD pipeline installation, conducting geotechnical explorations in the San Francisco Bay, and overall approach to the project.

SUSTAINABILITY

Economic

Funding for this item is included in the FY16-17 Capital Improvement Program under the Large Diameter Pipeline Replacement Project.

Social

The completed P-035 and P-061 forms for the Contract Equity Program are attached.

Work under this contract is subject to the payment of current prevailing wages according to determinations for each craft as established by the Director of Industrial Relations of the State of California.

Local 2019 and Local 21 were notified of the contract on April 3, 2017. Local 2019 issues were addressed and resolved during a May 3, 2017, meeting. Local 21 did not raise any issues.

Environmental

This work was identified and included in the EIR for the Alameda-North Bay Farm Island Pipeline Crossings Project which was certified by the Board of Directors on December 13, 2016.

ALTERNATIVES

Perform the work with District forces. This alternative is not recommended because District staff does not have experience providing the onshore/offshore geotechnical analysis and specialized laboratory testing necessary for the HDD pipeline installation.

Do not perform the work. This alternative is not recommended as the crossing is critical to maintaining water supply to Alameda and the information is required to understand the subsurface conditions for the design of the new pipeline.

Attachments

Location Map

P-035 – Contract Equity Program Summary

P-061 – Affirmative Action Summary (P-035)



CONTRACT EQUITY PROGRAM SUMMARY (P-035)

This summary contains information on the contractor's workforce and contract equity participation. (Completed by District)

TITLE Professional Services Agreement Geotechnical Investigations for Oakland Inner Harbor Pipeline Crossing				DATE: June 13, 2017							
CONTRACTOR: GEI Consultants, Inc. Oakland, CA 94612		Local Business		PERCENTAGE OF CONTRACT DOLLARS							
				Availability Group		Contracting Objectives					
BID/PROPOSER'S PRICE:		FIRM'S OWNERSHIP		White Men		25%					
		Ethnicity		Gender		White Women					
\$791,000 *		White		Men		25%					
				Ethnic Minorities		23.8%					
CONTRACT EQUITY PARTICIPATION											
COMPANY NAME	ESTIMATED AMOUNT	ETHNICITY	GENDER		CONTRACTING PARTICIPATION						
			M	W	White-Men	White-Women	Ethnic Minorities	Unclassified	Publicly Held Corp.	Gov't/Non Profit	Foreign
PRIME:											
GEI Consultants, Inc.	\$424,500	White	X		53.7%						
SUBS:											
Mott MacDonald, LLC	\$37,000	White	X		4.7%						
Stillwater Sciences	\$17,000	White		X		2.1%					
JDH Corrosion Consultants	\$7,500	White	X		0.9%						
Taber Drilling	\$188,000	Hispanic		X			23.8%				
California Push Technologies	\$42,000	White	X		5.3%						
Cooper Testing Laboratories	\$10,000	White	X		1.3%						
Cal-Vet Services, Inc.	\$13,000	White	X		1.6%						
Subtronic Corporation	\$21,000	White	X		2.7%						
Curtis & Tompkins Ltd.	\$31,000	PHC							3.9%		
TOTAL		\$791,000				70.2%	2.1%	23.8%	0.0%	3.9%	0.0%
CONTRACTOR'S WORKFORCE PROFILE (From P-025 Form)											
		White Men		White Women		Ethnic Minorities		Total Employees			
No. of Employees:		3		5		5		13			
Percent of Total Employees:		23.1%		38.5%		38.5%					
MSA Labor Market %:		30.8%		25.1%		44.0%					
MSA Labor Market Location:		San Francisco									
COMMENTS											
Contract Equity Participation - 70.2% White Men participation, 2.1% White Women participation, and 23.8% Ethnic Minority participation											
*Total Not to Exceed \$791,000											
Workforce Profile & Statement of Nondiscrimination Submitted				Good Faith Outreach Efforts Requirement Satisfied				Award Approval Recommended			
NA				NA							



AFFIRMATIVE ACTION SUMMARY (P-061)

(Completed by District)

This summarizes information provided by the contractor(s)' P-025 Form regarding their workforce.

Title: Geotechnical Investigations for Oakland Inner Harbor Pipeline Crossing		Ethnic Minority Percentages From U.S. Census Data						
			B	H	A/PI	AI/AN	TOTAL	
		National	10.5	10.7	3.7	0.7	27.3	
Professional Services Agreement		DATE: 6/13/2017	9 Bay Area Counties	5.5	16.2	14.2	0.4	39.9
			Alameda/CC Counties	10.7	15.6	15.4	0.5	46.2
R=Recmmnd P=Prime S=Sub	Composition of Ownership	Number of Ethnic Minority Employees						
Company Name, Owner/Contact Person, Address, and Phone Number			B	H	A/PI	AI/AN	TOTAL	PERCENT
RP	WM: LBE	Company Wide	16	39	37	1	93	12.1%
GEI Consultants, Inc. Julie Jennings Kale 180 Grand Ave., Suite 1410 Oakland, CA 94612 916-631-4500		Manager/Prof	7	25	27	0	59	10.1%
		Technical/Sales	6	6	8	1	21	16.3%
		Clerical/Skilled	3	8	2	0	13	23.2%
		Semi/Unskilled	0	0	0	0	0	0.0%
		Bay Area	0	0	0	0	0	0.0%
		AA Plan on File:	NA		Date of last contract with District:		6/21/2016	
		Co. Wide MSA:	San Francisco		# Employees-Co. Wide:		767	
					Bay Area:		0	
S	WM: LBE							
Mott MacDonald, LLC David J. Young 4301 Hacienda Drive, Suite 300 Pleasanton, CA 94588 925-469-8010								
S	WW: L/SBE	Company Wide	INFORMATION NOT PROVIDED					
Stillwater Sciences Megan Kneever 2855 Telegraph Avenue, Suite 400 Berkeley, CA 94705 510-848-8098		Manager/Prof						
		Technical/Sales						
		Clerical/Skilled						
		Semi/Unskilled						
		Bay Area						
		Co. Wide MSA:						
S	WM : L/SBE	Company Wide	INFORMATION NOT PROVIDED					
JDH Corrosion Consultants J. Darby Howard, Jr. 110 Willow Pass Court Concord, CA 94520 925-27-6630 x121		Manager/Prof						
		Technical/Sales						
		Clerical/Skilled						
		Semi/Unskilled						
		Bay Area						
		Co. Wide MSA:						
S	EMM: H	Company Wide	INFORMATION NOT PROVIDED					
Taber Drilling Meredith Young 536 Galveston Street West Sacramento, CA 95691 916-371-8234		Manager/Prof						
		Technical/Sales						
		Clerical/Skilled						
		Semi/Unskilled						
		Bay Area						
		Co. Wide MSA:						
S	WM: LBE	Company Wide	INFORMATION NOT PROVIDED					
California Push Technologies John Roogie 820 Aladdin Avenue San Leandro, CA 94577 510-357-3677		Manager/Prof						
		Technical/Sales						
		Clerical/Skilled						
		Semi/Unskilled						
		Bay Area						
		Co. Wide MSA:						

WM=White Male, WW=White Women, EM=Ethnic Minority (Ethnicities: B=Black, H=Hispanic, A/PI=Asian/Pacific Islander, and AI/AN=American Indian/Alaskan Native)



AFFIRMATIVE ACTION SUMMARY (P-061)

(Completed by District)

This summarizes information provided by the contractor(s)' P-025 Form regarding their workforce.

Title: Geotechnical Investigations for Oakland Inner Harbor Pipeline Crossing		Ethnic Minority Percentages From U.S. Census Data						
			B	H	A/PI	AI/AN	TOTAL	
		National	10.5	10.7	3.7	0.7	27.3	
		9 Bay Area Counties	5.5	16.2	14.2	0.4	39.9	
		Alameda/CC Counties	10.7	15.6	15.4	0.5	46.2	
Professional Services Agreement	DATE: 6/13/2017	Number of Ethnic Minority Employees						
R=Recmmd P=Prime S=Sub	Composition of Ownership							
Company Name, Owner/Contact Person, Address, and Phone Number		B	H	A/PI	AI/AN	TOTAL	PERCENT	MSA %
S	WM: SBE	Company Wide	INFORMATION NOT PROVIDED					
Cooper Testing Laboratories		Manager/Prof						
Phillip Jacke		Technical/Sales						
937 Commercial Street		Clerical/Skilled						
Palo Alto, CA 94303		Semi/Unskilled						
650-213-8436		Co. Wide MSA:						
S	WM: SBE	Company Wide	INFORMATION NOT PROVIDED					
Cal-Vet Services, Inc.		Manager/Prof						
Brent Hair		Technical/Sales						
4850 Bannock Circle		Clerical/Skilled						
San Jose, CA 95130		Semi/Unskilled						
408-499-0068		Co. Wide MSA:						
S	WM: LBE	Company Wide	INFORMATION NOT PROVIDED					
Subtronic Corporation		Manager/Prof						
Jon Taylor		Technical/Sales						
5031 Blum Road, #2		Clerical/Skilled						
Martinez, CA 94533		Semi/Unskilled						
925-228-8771		Co. Wide MSA:						
S	Publicly Held Corporation	Company Wide	INFORMATION NOT PROVIDED					
Curtis & Tompkins Ltd.		Manager/Prof						
Patrick McCarthy		Technical/Sales						
2323 Fifth Street		Clerical/Skilled						
Berkeley, CA 94710		Semi/Unskilled						
510-486-0900		Co. Wide MSA:						
P	WM	Company Wide	INFORMATION NOT PROVIDED					
AECOM		Manager/Prof						
Eric Zagol		Technical/Sales						
300 Lakeside Drive		Clerical/Skilled						
Oakland, CA 94612		Semi/Unskilled						
510-893-3600		Co. Wide MSA:						

WM=White Male, WW=White Women, EM=Ethnic Minority (Ethnicities: B=Black, H=Hispanic, A/PI=Asian/Pacific Islander, and AI/AN=American Indian/Alaskan Native)



AGENDA NO.
MEETING DATE

7.
June 27, 2017

TITLE **ORACLE TECHNICAL SUPPORT SERVICE AGREEMENT EXTENSION**

☒ MOTION ☐ RESOLUTION ☐ ORDINANCE

RECOMMENDED ACTION

Authorize the extension of agreements with Oracle America, Inc. and Dynamics Systems, Inc. through November 30, 2018 in the amounts of \$398,493 and \$123,909, respectively, for Oracle technical support services.

SUMMARY

Technical support for Oracle is required to ensure that the District has access to Oracle database experts when resolving complex system administration issues and responding to any potential operational problems. This support is also required so that the District has access to periodic updates, which include up-to-date security patches, software that is current with technology, and assures compatibility of Oracle software with other software products. This renewal will also synchronize multiple support contracts awarded at various times to a common end date to allow for future market competition.

DISCUSSION

Oracle database software is used extensively by the District and is essential to support computer information systems such as Customer Watch, Financial, Human Resources, Work Management and Maximo. Oracle software, in some form, has been in use at the District for the past 30 years to provide a consistent means of storing, processing, and reporting business critical information. Renewing these agreements, without change to terms and conditions, provides for continued use, support and updates of the software as well as manufacturer remote support to resolve any product defects.

CONSULTANT SELECTION

Extending the existing contracts to co-term end dates with no change to terms and conditions with Oracle America, Inc. and Dynamic Systems, Inc., will position the District to conduct future competitive bidding. During the extension period, the District will conduct a competitive bidding process to award these support services under a single contract.

Funds Available:		Budget Code: WSO/252/8547/5243
DEPARTMENT SUBMITTING Information Systems	DEPARTMENT MANAGER or DIRECTOR Nicholas J. Irias	APPROVED General Manager

Contact the Office of the District Secretary with questions about completing or submitting this form.

SUSTAINABILITY

Economic

Funds are available in the proposed FY18 operating budget.

Social

The completed P-035 and P-061 forms for the Contract Equity Program are attached.

ALTERNATIVES

Do not procure support and software update license. This alternative is not recommended because the District requires access to technical support to resolve data management issues and to software updates to ensure that any newly discovered security vulnerabilities can be addressed. Without the license for support and software updates the District's information systems could be compromised.

Switch to a third-party support provider. This alternative is not recommended because of the risks to the District's business systems by not using authorized manufacturer support.

Attachments


P-035 – Contract Equity Program Summary

P-061 – Affirmative Action Summary



CONTRACT EQUITY PROGRAM SUMMARY (P-035)

This summary contains information on the contractor's workforce and contract equity participation. (Completed by District)

TITLE General Services Agreement Oracle Technical Support Renewal				DATE: May 30, 2017								
CONTRACTOR: Various Firms (See Below)				PERCENTAGE OF CONTRACT DOLLARS								
BID/PROPOSER'S PRICE:		FIRM'S OWNERSHIP		White Men		25%						
		Ethnicity	Gender	White Women		6%						
\$522,402 *		See Below	-	Ethnic Minorities		25%						
				Participation		0.0%						
				23.7%		0.0%						
				0.0%		0.0%						
CONTRACT EQUITY PARTICIPATION												
COMPANY NAME	ESTIMATED AMOUNT	ETHNICITY	GENDER		CONTRACTING PARTICIPATION							
			M	W	White-Men	White-Women	Ethnic Minorities	Unclassified	Publicly Held Corp.	Gov't/Non Profit	Foreign	
PRIMES: Dynamic Systems, Inc.	\$123,909	White		X		23.7%						
Oracle America, Inc.	\$398,493	PHC							70.7%			
TOTAL			\$522,402		0.0%	23.7%	0.0%	0.0%	70.7%	0.0%	0.0%	0.0%
CONTRACTOR'S WORKFORCE PROFILE (From P-025 Form)												
			White Men		White Women		Ethnic Minorities		Total Employees			
No. of Employees:			See Attached Form P-061									
Percent of Total Employees:												
MSA Labor Market %:												
MSA Labor Market Location:												
COMMENTS												
Contract Equity Participation - 23.7% White Women participation.												
*Total not to exceed: \$522,402												
Workforce Profile & Statement of Nondiscrimination Submitted				Good Faith Outreach Efforts Requirement Satisfied				Award Approval Recommended				
NA				NA								



AGENDA NO.
MEETING DATE

8.

June 27, 2017

TITLE AMEND AGREEMENT FOR POWER SCHEDULING AND CALIFORNIA
INDEPENDENT SYSTEM OPERATOR SETTLEMENT SERVICES

☒ MOTION _____ ☐ RESOLUTION _____ ☐ ORDINANCE _____

RECOMMENDED ACTION



Authorize an amendment to an existing agreement beginning July 1, 2017 with APX, Inc., (APX) in an amount not to exceed \$604,200 for three years to provide power scheduling and California Independent System Operator (CAISO) settlement services for the Camanche and Pardee Power Plants and Main Wastewater Treatment Plant gas turbine and Power Generation Station.

SUMMARY

The District's hydroelectric power plants have been selling into the California wholesale energy markets since 1999. In order to participate in these markets, generators are required to procure or self-provide scheduling and settlement services through a CAISO-certified Schedule Coordinator (SC). These SC services are currently being provided by APX under an agreement that expires June 30, 2017. The Main Wastewater Treatment Plant expanded its generating capacity in 2011 to become a net-electricity producer, and also uses APX as its SC for sales of exported power. A formal evaluation of other CAISO-approved SCs determined that only APX provides all the services required by the District.

DISCUSSION

The District terminated its long-term Mokelumne Power Sales Contract with Pacific Gas and Electric in 1999 and began selling power produced by the District's hydroelectric power plants in California wholesale electric markets. In that year, the Board of Directors authorized an agreement with APX to provide power scheduling and settlement services. Since then, the District has continued to contract with APX, as they have been the only local SC that provides all of the services that the District requires. These services include an internet based platform for scheduling generation and settlement data. On April 24, 2012, the Board authorized an amendment to the agreement to provide scheduling and settlement services through June 30, 2017 under a volumetric fee schedule with a minimum monthly rate. If approved, the requested amendment will fix the monthly fee at \$10,070 for the term of the contract. The sales of District-owned electric generation supports the District's Strategic Plan Long-Term Financial Stability goal to finance the long-term funding needs of the District and mitigate increases in rates by maximizing non-rate revenue sources.

Funds Available: FY18 – FY22		Budget Code: 776/5374
DEPARTMENT SUBMITTING Operations and Maintenance	DEPARTMENT MANAGER or DIRECTOR  Michael J. Wallis	APPROVED  General Manager

Contact the Office of the District Secretary with questions about completing or submitting this form.

CONSULTANT SELECTION

The CAISO maintains a list of 23 certified SCs willing to represent eligible customers. A short list of three SCs was established based on firms located in Northern California, and those servicing multiple generators. APX was the only SC of the three that provides scheduling and settlement services that meet the full requirements of the District's power selling activities.

SUSTAINABILITY

Economic

The sale of District-owned electric generation has provided between \$3 million and \$10 million a year in net revenue over the past six fiscal years. The cost of these SC services is paid directly to APX from gross generation revenues.

Social

The completed P-035 and P-061 forms for the Contract Equity Program are attached.

The generation of District-owned electricity supports California's electric grid and contributes to reliable service for all California electric customers, while supporting the District's sustainability goals.

Environmental

EBMUD's Pardee and Camanche hydroelectric power plants and the Power Generation Station are renewable generators certified by the California Energy Commission. This renewable generation avoids the use of higher emissions-generating sources and helps achieve the California Renewable Portfolio Standard goal of certified renewable generation meeting fifty percent of the state's electricity supply by 2030.

ALTERNATIVES

Do not authorize amending the agreement with APX. This alternative is not recommended because staff will be unable to schedule power generated from the Camanche, Pardee, or the Wastewater gas turbine and Power Generation Station in accordance with the CAISO rules and the District's power sales agreements.

Authorize an agreement with an alternate SC. This alternative is not recommended because other SC's do not have internet-based platforms from which staff can schedule energy.

Attachments


P-035 – Contract Equity Program Summary

P-061 – Affirmative Action Summary



CONTRACT EQUITY PROGRAM SUMMARY (P-035)

This summary contains information on the contractor's workforce and contract equity participation. (Completed by District)

TITLE Professional Services Agreement Amendment Agreement for Power Scheduling and California Independent System Operator Settlement Services - Five-Year Contract				DATE: May 9, 2017								
CONTRACTOR: APX, Inc. San Jose, CA 95110				PERCENTAGE OF CONTRACT DOLLARS								
BID/PROPOSER'S PRICE: \$604,200 *		FIRM'S OWNERSHIP Ethnicity: White Gender: Men		Availability Group White Men	Contracting Objectives 25%	Participation 100.0%						
				White Women	6%	0.0%						
				Ethnic Minorities	25%	0.0%						
CONTRACT EQUITY PARTICIPATION												
COMPANY NAME	ESTIMATED AMOUNT	ETHNICITY	GENDER		CONTRACTING PARTICIPATION							
			M	W	White-Men	White-Women	Ethnic Minorities	Unclassified	Publicly Held Corp.	Gov't/Non Profit	Foreign	
PRIME: APX, Inc. SUBS: None	\$604,200	White	X		100.0%							
TOTAL	\$604,200				100.0%	0.0%	0.0%	0.0%	0.0%	0.0%	0.0%	0.0%
CONTRACTOR'S WORKFORCE PROFILE (From P-025 Form)												
		White Men	White Women	Ethnic Minorities	Total Employees							
No. of Employees:	11	4	30	45								
Percent of Total Employees:	24.4%	8.9%	66.7%									
MSA Labor Market %:	26.9%	21.0%	52.1%									
MSA Labor Market Location:	San Jose											
COMMENTS												
Contract Equity Participation - 100.0% White Men participation *Total Not to Exceed \$604,200												
Workforce Profile & Statement of Nondiscrimination Submitted				Good Faith Outreach Efforts Requirement Satisfied				Award Approval Recommended				
NA				NA								



AGENDA NO.
MEETING DATE

9.
June 27, 2017

TITLE LAFAYETTE RECREATION AREA FLUSH RESTROOM REPLACEMENT

☒ MOTION ☐ RESOLUTION ☐ ORDINANCE

RECOMMENDED ACTION

Award a contract to CXT Inc. in an amount not to exceed \$134,261.47 for replacement of the Lafayette Recreation Area restroom facility at the main parking lot.



SUMMARY

As part of an upgrade program for the Lafayette Recreation Area, the restrooms are scheduled to be replaced with modern, serviceable structures that are better suited to handle the volume of visitors that the recreation area receives. CXT prefabricated buildings are designed specifically for parks and recreation areas and currently there are five similar CXT restrooms in service at other District locations. All have met or exceeded requirements and expectations.

DISCUSSION

The Lafayette Reservoir Recreation Area serves many local boaters, anglers, hikers, and supports special community events throughout the year. The facility has been in service for over 50 years and the District has always maintained a restroom facility adjacent to the main parking lot for public use. As part of an upgrade program for the recreation area, this facility will be replaced with a prefabricated vault style building. As the District replaces and upgrades facilities which have met the end of their useful life, there is a focus on standardization which increases efficiencies in the areas of maintenance and warranty service and provides for overall symmetry of District facilities. By installing new restrooms that match the existing ones, the District is standardizing its facilities as planned.

CXT, Inc. is the only known manufacturer of concrete restrooms which meet the District's safety and design parameters. The U.S. Forest Service, California State Parks, and other agencies have standardized on the use of CXT restrooms at campgrounds and picnic areas throughout the western United States. Five of the vault style CXT restrooms are currently in service in the East Bay watershed and recreation areas and have met or exceeded District requirements and expectations since their installation.

Funds Available: FY17		Budget Code: Program ID 2009055 Account 5511
DEPARTMENT SUBMITTING Water and Natural Resources	DEPARTMENT MANAGER or DIRECTOR  Richard G. Sykes	APPROVED  General Manager

Contact the Office of the District Secretary with questions about completing or submitting this form.

SERVICE PROVIDER SELECTION

This is a direct award selection to CXT Inc. CXT prefabricated buildings are designed specifically for park and recreation areas and CXT is the only known manufacturer of concrete restrooms which meet the District's safety and design parameters.

This direct award has been reviewed and approved by the Manager of Purchasing.

SUSTAINABILITY

Economic

This item is included in the FY17 budget for facility upgrades.

Social

The completed P-035 and P-061 forms for the Contract Equity Program are attached. The proposed facility will improve restroom conditions for our customers and will be easier to clean and maintain by District staff.

Environmental

The proposed facility will utilize a solar light and solar fan, lowering energy use and costs. The plumbing fixtures in the proposed facility are also more water efficient than the existing fixtures.

ALTERNATIVES

Solicit bids for an alternative restroom facility. This alternative is not recommended because other vendors cannot provide the specific, specialized product that has become District standard and is consistent with our other recreation locations.

Continue to maintain the existing restroom facility. This alternative is not recommended because the existing restroom facility has outlived its useful life and will soon need major structural repairs. A new concrete facility will be cheaper to own and operate than continued maintenance and repair of the existing building.

Attachments

P-035 – Contract Equity Program Summary

P-061 – Affirmative Action Summary



CONTRACT EQUITY PROGRAM SUMMARY (P-035)

This summary contains information on the contractor's workforce and contract equity participation. (Completed by District)

TITLE					DATE:					
General Services Agreement Lafayette Recreation Area Flush Restroom Replacement					June 14, 2017					
CONTRACTOR:		Publicly Held Corporation / Sole Source		PERCENTAGE OF CONTRACT DOLLARS						
CXT Incorporated Spokane Valley, WA 99216				Availability Group		Contracting Objectives		Participation		
BID/PROPOSER'S PRICE:	FIRM'S OWNERSHIP		White Men		25%		0.0%			
	Ethnicity	Gender	White Women		6%		0.0%			
	White	Male	Ethnic Minorities		25%		0.0%			
\$134,261.47 *										
CONTRACT EQUITY PARTICIPATION										
COMPANY NAME	ESTIMATED AMOUNT	ETHNICITY	GENDER		CONTRACTING PARTICIPATION					
			M	W	White-Men	White-Women	Ethnic Minorities	Unclassified	Publicly Held Corp.	Gov't/Non Profit
PRIME: CXT Incorporated	\$134,261.47	PHC							100.0%	
SUBS: None										
TOTAL			\$134,261.47		0.0%	0.0%	0.0%	0.0%	100.0%	0.0%
CONTRACTOR'S WORKFORCE PROFILE (From P-025 Form)										
		White Men	White Women	Ethnic Minorities	Total Employees					
No. of Employees:		INFORMATION NOT APPLICABLE								
Percent of Total Employees:										
MSA Labor Market %:										
MSA Labor Market Location:										
COMMENTS										
Contract Equity Participation - Zero Contract Equity participation since firm is a publicly held corporation and no subcontract opportunities exist.										
*Total not to exceed \$134,261.47										
Workforce Profile & Statement of Nondiscrimination Submitted			Good Faith Outreach Efforts Requirement Satisfied			Award Approval Recommended				
NA			NA							



AGENDA NO.
MEETING DATE

10.
June 27, 2017

TITLE AUTHORIZE CONTINUED EMPLOYMENT OF THE LAW OFFICES OF CURTIS T. WHITE FOR SPECIALIZED LEGAL SERVICES

☒ MOTION ☐ RESOLUTION ☐ ORDINANCE

RECOMMENDED ACTION

Authorize the Office of the General Counsel to continue employment of the Law Offices of Curtis T. White for specialized legal services in Federal Communications Commission (FCC) related matters in an additional amount not to exceed \$30,000.

DISCUSSION

The District has approximately 80 FCC licenses covering operation of microwave and mobile radio systems. The District requires assistance with the modification of radio and microwave licenses, renewal of FCC licenses, advisories on the impact of new legislation as well as potential acquisition of frequencies for modified radio and microwave systems.

The Law Offices of Curtis T. White is located in Washington, D.C., with direct access to FCC staff. The firm's president, Mr. Curtis T. White, has over twenty years of experience representing clients before the FCC and advising clients on FCC regulations. The firm has provided the District with excellent service over the past years in representing the District's interests before the FCC on proposed changes in FCC regulations and in the renewal of critical District licenses.

SUSTAINABILITY

Economic

Funding for this item is included in the FY17 budget for obtaining specialized legal assistance.



Social

The completed P-035 and P-061 forms for the Contract Equity Program are attached.

Attachments

P-035 – Contract Equity Program Summary

P-061 – Affirmative Action Summary


Funds Available: FY 2017		Budget Code: WSO 130 8511 5231	
DEPARTMENT SUBMITTING Office of General Counsel	DEPARTMENT MANAGER or DIRECTOR  Craig S. Spencer, General Counsel		APPROVED  General Manager

Contact the Office of the District Secretary with questions about completing or submitting this form.



CONTRACT EQUITY PROGRAM SUMMARY (P-035)

This summary contains information on the contractor's workforce and contract equity participation. (Completed by District)

TITLE Professional Services Agreement Authorize Continued Employment of The Law Office of Curtis T. White for Specialized Legal Services				DATE: June 15, 2017							
CONTRACTOR: Law Offices of Curtis T. White, PC San Francisco, CA 94104		Small Business		PERCENTAGE OF CONTRACT DOLLARS							
				Availability Group	Contracting Objectives	Participation					
BID/PROPOSER'S PRICE: \$30,000 *	FIRM'S OWNERSHIP		White Men		25%	0.0%					
	Ethnicity	Gender	White Women		6%	0.0%					
	Black	Men	Ethnic Minorities		25%	100.0%					
CONTRACT EQUITY PARTICIPATION											
COMPANY NAME	ESTIMATED AMOUNT	ETHNICITY	GENDER		CONTRACTING PARTICIPATION						
			M	W	White-Men	White-Women	Ethnic Minorities	Unclassified	Publicly Held Corp.	Gov't/Non Profit	Foreign
PRIME: Law Offices of Curtis T. White, PC	\$30,000	Black	X				100.0%				
SUBS: None											
TOTAL		\$30,000		0.0%	0.0%	100.0%	0.0%	0.0%	0.0%	0.0%	0.0%
CONTRACTOR'S WORKFORCE PROFILE (From P-025 Form)											
		White Men	White Women	Ethnic Minorities	Total Employees						
No. of Employees:		3	5	5	13						
Percent of Total Employees:		23.1%	38.5%	38.5%							
MSA Labor Market %:		19.2%	18.0%	62.8%							
MSA Labor Market Location:		District of Columbia									
COMMENTS											
Contract Equity Participation - 100% Ethnic Minority participation.											
*Total Not to Exceed \$30,000											
Workforce Profile & Statement of Nondiscrimination Submitted				Good Faith Outreach Efforts Requirement Satisfied				Award Approval Recommended			
NA				NA							



AGENDA NO.
MEETING DATE

11.
June 27, 2017

**TITLE REPORT AND RECOMMENDATION OF THE GENERAL MANAGER TO
TRANSFER UNPAID DELINQUENT CHARGES TO THE 2017-2018 PROPERTY
TAX ROLLS**

☒ MOTION _____ ☐ RESOLUTION _____ ☐ ORDINANCE _____

RECOMMENDED ACTION

File the General Manager's Report and Recommendation to Transfer Unpaid Delinquent Charges to the 2017-2018 Property Tax Rolls.

SUMMARY

The District has the authority to collect by lien filings or transfers to the parcel owners' property tax bills any unpaid multi-family residential (MFR) delinquent charges of \$100 or more. The District uses this authority in-lieu of terminating service of MFR accounts when the customer of record fails to pay delinquent charges. Staff is recommending the transfer of MFR delinquent charges that remain unpaid by August 10, 2017 to the 2017-2018 property tax rolls of Alameda and Contra Costa counties.



A public hearing and consideration of adoption of the recommendations contained in the General Manager's Report are scheduled for the July 25, 2017 Board meeting.

DISCUSSION

The District filed 2,314 liens totaling \$1,883,453 on parcel owners' properties for unpaid MFR delinquent charges between July 1, 2016 and June 30, 2017. Of this total, 1,879 liens affecting 421 parcels of property with \$1,498,090 in delinquent charges remain unpaid. The Report and Recommendation of the General Manager to transfer these MFR delinquent charges to the property tax rolls if unpaid by August 10, 2017 includes the following:

Delinquent EBMUD Charges for Transfer to the Alameda County 2017-2018 Property Tax Roll
(Attachment 1)

- Affected parcels of real property described by the Assessor's Parcel Number (APN).
- Amount of total unpaid liens for delinquent EBMUD charges.

Funds Available: FY17/18		Budget Code:
DEPARTMENT SUBMITTING Customer & Community Services	DEPARTMENT MANAGER or DIRECTOR  Sherri A. Hong	APPROVED  General Manager

Contact the Office of the District Secretary with questions about completing or submitting this form.

Report and Recommendation of the General Manager to Transfer Delinquent Charges to the Alameda and Contra Costa Counties' 2017-2018 Property Tax Rolls

June 27, 2017

Page 2

Delinquent EBMUD Charges for Transfer to the Contra Costa County 2017-2018 Property Tax Roll
(Attachment 2)

- Affected parcels of real property described by the Assessor's Parcel Number (APN).
- Amount of total unpaid liens for delinquent EBMUD charges.

This action supports the District's Strategic Plan Long-Term Financial Stability goal to manage the District's finances to meet funding needs and maintain fair and reasonable water and wastewater rates.

SUSTAINABILITY

Economic

The District expects to recover approximately 85 to 90 percent (\$1,273,000 to \$1,348,000) of the unpaid MFR delinquent charges in FY18 after transferring them to the counties' 2017-2018 property tax rolls. This program supports fiscal responsibility and benefits the District and its ratepayers by recovering unpaid delinquent customer charges including the costs required to administer the program. The delinquent charges will be paid by the property owner through property taxes or when the property is sold.

Social

This program allows tenants who live in MFR properties the benefit of uninterrupted service while a property owner resolves delinquent charges with the District.

Attachments

I:\SEC\2017 Board Related Items\062717Board Agenda Items\CCS BD-1 GM Report Recommendation to Transfer Delinquent Charges to 2017-2018 Property Tax Rolls

***Report and Recommendation of the General Manager
to Transfer Unpaid Delinquent Charges
to the 2017-2018 Property Tax Rolls***

EAST BAY MUNICIPAL UTILITY DISTRICT

DATE: June 27, 2017

MEMO TO: Board of Directors

FROM: Alexander R. Coate, General Manager *ARC*

SUBJECT: Report and Recommendation of the General Manager to Transfer Delinquent Charges to the 2017-2018 Property Tax Rolls

The District has the authority under MUD Act Section 12811.1 to file liens for, and to transfer unpaid delinquent charges of \$100 or more to a parcel owner's property tax bill. The use of this authority allows the District to avoid terminating services provided to tenants of multi-family residential (MFR) properties where the customer of record has failed to pay his/her EBMUD bill. In lieu of terminating service for delinquent MFR properties, the District collects MFR delinquent charges after monthly lien filings and transfers any unpaid delinquent charges to property tax rolls once a year.

Staff is recommending the transfer of \$1,498,090 in delinquent charges to the 2017-2018 property tax rolls of Alameda and Contra Costa counties. The Counties' reports identifying the 421 affected parcels of property and unpaid charges to be transferred to the property tax rolls are attached (Attachments 1 and 2). Both reports list each affected property by Assessor's Parcel Number (APN) and the amount of unpaid delinquent charges recommended for transfer to the owner's property tax bill. The total unpaid delinquent charges include processing fees for lien and property tax bill collection under District Rate Schedule C, Section D.

A public hearing on the recommendation contained in this report is scheduled for July 25, 2017 so that the Board may consider any objections or protests to the report. The Board is also scheduled to consider adoption of the recommended action at its July 25 meeting.

The District will submit an electronic file version of the report to Alameda and Contra Costa counties by August 10, 2017. The electronic files will exclude any parcels with delinquent charges that were paid to the District on or before August 9, and other exclusions determined by the Board at the public hearing on July 25.

Attachments

ARC:SAH:was

ATTACHMENT 1 – Delinquent EBMUD Charges for Transfer to the Alameda County 2017-2018 Property Tax Roll

APN Number				Legend Number		Tax Amount
00	041	4202	006	00	897	\$499.58
00	046	5457	023	00	897	\$866.38
00	020	0147	015	00	897	\$428.93
00	033	2122	015	00	897	\$985.31
00	042	4268	003	00	897	\$291.68
00	006	0003	021	00	897	\$443.65
00	005	0453	017	00	897	\$357.28
00	034	2275	056	00	897	\$962.58
00	033	2130	026	01	00	\$688.80
00	015	1297	013	00	897	\$3,220.20
00	021	0242	003	00	897	\$1,056.07
00	044	4986	008	02	00	\$990.02
00	020	0214	006	00	897	\$1,768.55
00	033	2136	024	00	897	\$1,328.50
00	020	0215	012	00	897	\$3,249.26
00	028	0902	019	00	897	\$1,696.49
00	429	0037	069	00	897	\$3,102.10
00	053	1669	001	00	897	\$1,031.89
00	052	1521	019	00	897	\$2,097.99
00	004	0085	013	00	897	\$3,536.67
00	009	0725	030	00	897	\$1,928.72
00	023	0416	008	02	00	\$2,305.46
00	005	0463	003	02	00	\$3,498.58
00	049	1079	011	02	00	\$2,610.76
00	049	1174	002	00	897	\$2,877.60
00	020	0188	011	00	897	\$2,560.49
00	019	0019	014	00	897	\$2,718.40
00	021	0242	009	00	897	\$3,870.57
00	026	0798	027	00	897	\$3,019.41
00	027	0888	001	00	897	\$3,154.85
00	044	4975	001	01	00	\$6,759.09
00	038	3210	019	00	897	\$5,308.35
00	032	2109	020	00	897	\$2,707.09
00	032	2058	023	00	897	\$3,419.37
00	022	0349	033	00	897	\$2,485.57
00	042	4269	001	00	897	\$11,738.26
00	049	1079	011	03	00	\$3,706.42
00	013	1094	009	00	897	\$5,443.67
00	021	0240	007	00	897	\$3,574.48
00	040	3374	013	01	00	\$5,067.67
00	046	5430	004	00	897	\$5,457.90
00	038	3236	025	00	897	\$5,253.94
00	006	0033	011	00	897	\$4,404.57
00	038	3227	004	00	897	\$3,655.94
00	033	2135	023	00	897	\$4,289.95
00	037	2552	026	00	897	\$5,306.45
00	036	2502	125	00	897	\$7,004.88
00	003	0049	006	00	897	\$2,772.06

ATTACHMENT 1 – Delinquent EBMUD Charges for Transfer to the Alameda County 2017-2018 Property Tax Roll

APN Number					Legend Number	Tax Amount		
00	037	A	2770	003	00	897	\$5,731.06	
00	004		0067	003	00	897	\$2,866.06	
00	005		0407	013	00	897	\$4,089.41	
00	014		1213	007	00	897	\$5,916.87	
00	043		4589	024	01	00	897	\$5,646.79
00	038		3177	005	00	897	\$2,990.96	
00	006		0013	046	00	897	\$5,767.88	
00	009		0693	015	00	897	\$3,563.63	
00	053		1676	004	00	897	\$2,922.60	
00	013		1170	005	00	897	\$3,264.32	
00	043		4609	016	00	897	\$4,089.41	
00	020		0189	011	01	00	897	\$6,335.48
00	040		3366	001	00	897	\$604.03	
00	052		1538	009	00	897	\$1,853.34	
00	053		1698	021	00	897	\$352.46	
00	053		1698	008	00	897	\$624.26	
00	055		1845	019	00	897	\$356.68	
00	014		1194	030	00	897	\$460.08	
00	058		2195	018	00	897	\$1,390.00	
00	021		0228	004	00	897	\$662.64	
00	019		0035	020	00	897	\$1,126.65	
00	020		0149	005	00	897	\$1,162.83	
00	033		2189	009	00	897	\$638.83	
00	058		2163	014	00	897	\$404.48	
00	044		4982	010	2	00	897	\$256.13
00	429		0037	069	00	897	\$423.12	
00	033		2128	002	00	897	\$312.80	
00	077	C	1313	045	00	897	\$600.28	
00	020		0205	009	00	897	\$4,575.50	
00	004		0087	017	00	897	\$356.26	
00	005		0455	016	00	897	\$1,510.07	
00	005		0384	021	2	00	897	\$375.06
00	070		0184	004	00	897	\$337.01	
00	053		1679	010	00	897	\$887.46	
00	013		1145	021	00	897	\$1,207.67	
00	016		1410	035	00	897	\$1,018.37	
00	058		2168	011	00	897	\$1,201.04	
00	043		4583	014	00	897	\$444.00	
00	033		2191	009	00	897	\$737.71	
00	023		0433	012	00	897	\$524.23	
00	046		5459	012	1	00	897	\$790.03
00	032		2109	020	00	897	\$323.07	
00	053		1592	007	00	897	\$3,730.45	
00	053		1592	014	00	897	\$531.26	
00	009		0738	020	00	897	\$1,078.61	
00	037	A	2748	024	00	897	\$201.93	
00	044		4983	010	1	00	897	\$2,282.58
00	032		2084	022	2	00	897	\$49,993.31

ATTACHMENT 1 – Delinquent EBMUD Charges for Transfer to the Alameda County 2017-2018 Property Tax Roll

APN Number				Legend Number		Tax Amount
00	030	1976	009	00	897	\$1,075.37
00	029	A 1318	004	00	897	\$842.00
00	023	0496	010	00	897	\$1,859.34
00	003	0041	004	00	897	\$6,098.46
00	044	4981	007	3 00	897	\$1,308.71
00	070	0166	017	00	897	\$1,134.68
00	047	5570	007	00	897	\$1,464.88
00	037	2551	004	00	897	\$1,280.03
00	028	0916	037	00	897	\$721.43
00	016	1427	027	1 00	897	\$1,216.99
00	037	A 2755	026	2 00	897	\$22,132.70
00	431	0012	025	00	897	\$7,662.04
00	006	0035	040	00	897	\$1,053.87
00	025	0734	001	00	897	\$17,693.24
00	009	0726	011	4 00	897	\$875.16
00	029	0989	013	4 00	897	\$1,921.95
00	022	0357	026	1 00	897	\$1,112.80
00	037	2545	027	00	897	\$5,410.11
00	023	0469	018	00	897	\$1,640.44
00	047	5582	026	00	897	\$4,428.20
00	007	0595	026	00	897	\$4,337.21
00	015	1361	018	00	897	\$852.14
00	004	0033	022	00	897	\$1,086.53
00	013	1090	008	3 00	897	\$3,646.77
00	003	0043	017	00	897	\$1,857.83
00	015	1335	019	00	897	\$3,307.29
00	053	1612	024	00	897	\$1,768.53
00	059	2326	005	00	897	\$3,502.54
00	044	4979	013	00	897	\$9,244.18
00	035	2364	010	1 00	897	\$1,808.12
00	038	3194	012	1 00	897	\$8,700.32
00	036	2502	071	00	897	\$1,500.85
00	070	0182	050	00	897	\$1,165.63
00	052	1579	002	00	897	\$3,414.51
00	015	1361	002	6 00	897	\$3,272.92
00	009	0745	027	00	897	\$4,964.29
00	026	0738	002	00	897	\$11,045.91
00	025	0733	014	1 00	897	\$2,117.88
00	025	0734	030	00	897	\$19,887.17
00	029	1062	010	3 00	897	\$1,363.96
00	025	0724	006	00	897	\$1,296.93
00	033	2178	012	00	897	\$3,657.91
00	047	5498	009	13 00	897	\$2,346.81
00	043	4568	007	00	897	\$1,187.42
00	026	0829	005	00	897	\$2,098.53
00	014	1275	011	2 00	897	\$1,417.84
00	080	A 0108	001	00	897	\$1,665.95
00	036	2503	094	00	897	\$1,853.60

ATTACHMENT 1 – Delinquent EBMUD Charges for Transfer to the Alameda County 2017-2018 Property Tax Roll

APN Number				Legend Number		Tax Amount
00	032	2058	086	00	897	\$2,382.02
00	004	0015	012	00	897	\$3,867.14
00	049	1079	010	1	00	\$2,389.91
00	012	0972	023	00	897	\$2,381.79
00	003	0043	029	00	897	\$1,758.40
00	015	1300	003	1	00	\$2,567.92
00	056	1927	021	00	897	\$2,043.86
00	015	1339	011	00	897	\$1,947.95
00	059	2335	013	00	897	\$5,078.69
00	022	0296	002	00	897	\$2,976.76
00	040	3391	006	00	897	\$1,498.21
00	052	1575	002	00	897	\$3,217.97
00	039	3263	028	00	897	\$2,253.95
00	066	2732	006	00	897	\$1,929.51
00	005	0405	003	00	897	\$3,303.53
00	052	1580	007	00	897	\$4,916.66
00	075	0028	004	00	897	\$2,252.39
00	012	0958	013	00	897	\$2,464.73
00	012	0944	010	00	897	\$2,241.90
00	058	2142	015	00	897	\$1,683.75
00	046	5461	009	1	00	\$4,087.41
00	046	5442	012	00	897	\$2,732.96
00	027	0872	005	6	00	\$1,506.19
00	032	2078	007	00	897	\$1,787.88
00	061	2551	023	00	897	\$2,855.58
00	061	2556	037	00	897	\$1,668.02
00	048	5661	026	00	897	\$2,913.85
00	041	4052	029	1	00	\$2,238.19
00	025	0714	020	00	897	\$3,959.94
00	004	0015	035	00	897	\$2,253.63
00	020	0218	007	00	897	\$4,490.64
00	414	0041	024	00	897	\$1,425.81
00	057	2079	004	00	897	\$1,845.73
00	041	3887	046	00	897	\$1,693.04
00	016	1437	018	00	897	\$2,827.63
00	005	0378	010	00	897	\$2,995.39
00	052	1581	020	00	897	\$2,912.84
00	052	1522	017	00	897	\$2,601.97
00	025	0736	025	1	00	\$2,322.30
00	012	1018	020	1	00	\$2,465.37
00	009	0726	045	1	00	\$2,752.10
00	008	0647	033	00	897	\$2,661.80
00	014	1193	014	00	897	\$3,262.15
00	049	1175	011	00	897	\$5,375.60
00	015	1311	002	1	00	\$6,202.01
00	015	1353	022	2	00	\$3,338.26
00	050	4558	008	00	897	\$2,774.73
00	075	0085	003	00	897	\$2,730.18

ATTACHMENT 1 – Delinquent EBMUD Charges for Transfer to the Alameda County 2017-2018 Property Tax Roll

APN Number				Legend Number		Tax Amount	
00	039	3259	020	00	897	\$3,808.40	
00	024	0531	028	00	897	\$2,972.39	
00	020	0211	016	00	897	\$2,916.08	
00	022	0328	030	00	897	\$5,455.53	
00	041	4189	018	3	00	897	\$6,000.68
00	041	4189	021	00	897	\$4,665.90	
00	042	4266	004	1	00	897	\$5,195.72
00	058	2163	004	00	897	\$2,734.53	
00	009	0724	026	00	897	\$1,914.44	
00	044	4961	021	1	00	897	\$3,173.77
00	035	2387	010	00	897	\$3,877.80	
00	070	0161	056	2	00	897	\$2,295.03
00	042	4269	013	00	897	\$2,669.45	
00	047	5583	014	1	00	897	\$4,577.23
00	040	3330	019	00	897	\$3,388.26	
00	040	3389	005	00	897	\$2,708.04	
00	038	3207	008	00	897	\$3,825.20	
00	052	1573	021	00	897	\$3,044.74	
00	429	0005	020	00	897	\$2,438.52	
00	414	0081	018	00	897	\$3,778.73	
00	030	1980	091	00	897	\$2,455.03	
00	027	0863	031	2	00	897	\$2,480.78
00	029	A 1302	005	00	897	\$3,990.66	
00	036	2438	055	00	897	\$5,423.56	
00	429	0091	073	00	897	\$2,782.61	
00	053	1628	020	1	00	897	\$5,487.08
00	005	0377	012	00	897	\$2,935.08	
00	074	1225	023	00	897	\$3,125.35	
00	432	0008	006	00	897	\$5,398.67	
00	009	0726	006	00	897	\$3,904.52	
00	009	0726	007	00	897	\$4,108.45	
00	009	0715	050	00	897	\$2,509.48	
00	057	2088	012	00	897	\$10,300.02	
00	009	0719	025	00	897	\$4,494.96	
00	014	1196	004	1	00	897	\$4,132.27
00	015	1377	021	00	897	\$3,191.06	
00	045	5320	024	2	00	897	\$2,581.46
00	020	0204	014	00	897	\$2,429.99	
00	033	2189	013	2	00	897	\$3,446.67
00	007	0596	014	00	897	\$2,289.29	
00	041	4133	017	00	897	\$2,727.90	
00	084	A 0124	005	2	00	897	\$2,684.05
00	032	2100	036	00	897	\$2,763.40	
00	073	0388	018	00	897	\$2,239.96	
00	052	1584	035	00	897	\$2,622.58	
00	021	0290	031	00	897	\$2,467.06	
00	005	0405	004	00	897	\$3,109.86	
00	044	5064	002	00	897	\$2,932.23	

ATTACHMENT 1 – Delinquent EBMUD Charges for Transfer to the Alameda County 2017-2018 Property Tax Roll

APN Number				Legend Number		Tax Amount
00	005	0382	003	00	897	\$3,486.95
00	013	1184	009	00	897	\$3,218.10
00	003	0077	035	2	00	\$3,198.97
00	012	1012	050	2	00	\$3,279.60
00	012	0973	034	00	897	\$4,293.56
00	039	3308	015	00	897	\$3,259.67
00	012	0935	004	00	897	\$3,362.77
00	052	1520	014	00	897	\$2,899.14
00	013	1170	001	00	897	\$3,168.70
00	015	1300	018	00	897	\$4,134.87
00	015	1291	015	00	897	\$3,068.76
00	016	1515	008	00	897	\$4,255.02
00	015	1352	024	00	897	\$3,357.95
00	015	1347	030	00	897	\$3,970.57
00	015	1277	124	1	00	\$4,512.87
00	015	1281	003	00	897	\$3,121.56
00	015	1361	015	00	897	\$3,277.93
00	072	0332	003	00	897	\$3,078.21
00	041	4146	002	00	897	\$3,671.62
00	058	2171	027	00	897	\$4,564.94
00	021	0236	003	00	897	\$4,591.77
00	020	0178	011	00	897	\$3,619.58
00	026	0789	005	00	897	\$3,770.61
00	072	0321	011	00	897	\$4,199.39
00	026	0778	021	00	897	\$3,877.94
00	041	4189	020	00	897	\$11,021.08
00	041	4137	025	2	00	\$5,710.54
00	042	4260	016	00	897	\$5,160.80
00	045	5246	003	1	00	\$4,327.29
00	035	2387	009	00	897	\$3,048.86
00	052	1536	022	00	897	\$2,777.86
00	042	4269	023	00	897	\$4,813.84
00	044	4975	016	00	897	\$4,527.79
00	045	5191	016	1	00	\$3,542.05
00	040	3326	036	00	897	\$11,348.37
00	038	3237	038	00	897	\$3,298.68
00	002	0009	004	00	897	\$3,328.18
00	428	0041	078	00	897	\$2,974.20
00	035	2358	035	3	00	\$4,815.77
00	033	2118	012	00	897	\$8,307.44
00	043	4575	008	2	00	\$4,940.07
00	076	0274	038	00	897	\$2,931.48
00	076	0274	039	00	897	\$3,082.68
00	028	0906	020	00	897	\$3,385.16
00	036	2503	098	00	897	\$4,524.26
00	035	2381	025	00	897	\$7,118.52
00	016	1425	053	2	00	\$3,791.84
00	016	1428	007	00	897	\$4,231.45

ATTACHMENT 1 – Delinquent EBMUD Charges for Transfer to the Alameda County 2017-2018 Property Tax Roll

APN Number						Legend Number	Tax Amount
00	037	2605	016	2	00	897	\$3,298.10
00	037	A 2755	027		00	897	\$28,540.49
00	039	3280	009	1	00	897	\$4,222.48
00	004	0087	034		00	897	\$3,332.70
00	004	0063	030		00	897	\$6,068.39
00	004	0067	011		00	897	\$2,826.81
00	005	0452	008		00	897	\$4,168.25
00	005	0386	011		00	897	\$4,802.99
00	008	0677	007		00	897	\$5,549.15
00	010	0770	001		00	897	\$7,952.98
00	009	0726	003		00	897	\$3,494.25
00	009	0708	003		00	897	\$10,182.16
00	009	0718	010		00	897	\$3,934.56
00	009	0738	027		00	897	\$3,689.40
00	010	0794	037		00	897	\$4,319.10
00	010	0793	010		00	897	\$3,819.92
00	012	0947	026		00	897	\$5,348.79
00	009	0709	014	1	00	897	\$5,524.10
00	009	0709	015		00	897	\$3,224.23
00	010	0822	025		00	897	\$16,375.24
00	009	0740	033		00	897	\$2,792.28
00	009	0740	032		00	897	\$3,101.81
00	013	1099	015		00	897	\$3,431.73
00	012	0944	042		00	897	\$3,845.88
00	009	0735	016		00	897	\$3,805.88
00	022	0381	018	3	00	897	\$4,647.96
00	021	0286	025		00	897	\$3,780.10
00	426	0070	029	1	00	897	\$3,231.62
00	021	0251	005		00	897	\$2,880.66
00	033	2119	013		00	897	\$25,603.87
00	033	2188	010		00	897	\$6,912.43
00	041	3895	045		00	897	\$2,801.05
00	047	5498	017		00	897	\$6,625.45
00	080	0076	025		00	897	\$4,028.46
00	043	4553	004		00	897	\$4,730.31
00	040	3374	010		00	897	\$4,125.09
00	039	3245	056	2	00	897	\$3,843.52
00	035	2390	014		00	897	\$3,561.32
00	036	2476	013	2	00	897	\$3,362.20
00	026	0769	008		00	897	\$5,274.69
00	027	0876	012		00	897	\$3,597.76
00	020	0141	012		00	897	\$6,530.19
00	032	2105	017		00	897	\$4,610.72
00	032	2069	020		00	897	\$3,139.12
00	032	2107	010		00	897	\$3,001.76
00	032	2057	014		00	897	\$10,355.43
00	029	0993	006	4	00	897	\$2,723.74
00	005	0382	007		00	897	\$4,309.36

ATTACHMENT 1 – Delinquent EBMUD Charges for Transfer to the Alameda County 2017-2018 Property Tax Roll

APN Number					Legend Number		Tax Amount	
00	029	A	1306	007	5	00	897	\$3,757.58
00	080		0069	056		00	897	\$3,145.79
00	080		0069	060		00	897	\$3,517.48
00	038		3189	056		00	897	\$4,636.90
00	073		0414	026		00	897	\$4,024.52
00	037	A	2737	013		00	897	\$5,406.86
00	038		3199	023		00	897	\$3,002.99
00	043	A	4639	021	1	00	897	\$4,872.60
00	038		3211	001	2	00	897	\$4,791.78
00	048		6247	002	2	00	897	\$4,674.04
00	040	A	3414	024	1	00	897	\$4,992.21
00	009		0726	030		00	897	\$3,489.62
00	015		1358	020		00	897	\$3,215.81
00	054		1734	007		00	897	\$3,182.99
00	013		1139	022		00	897	\$3,841.97
00	054		1790	022		00	897	\$4,211.34
00	040	A	3443	029		00	897	\$4,379.59
00	022		0332	007		00	897	\$5,249.85
00	023		0390	024		00	897	\$3,596.87
00	023		0390	009	1	00	897	\$4,399.88
00	057		2081	024		00	897	\$4,125.63
00	057		2073	017		00	897	\$14,997.82
00	058		2141	009		00	897	\$3,968.85
00	057		2081	025		00	897	\$3,538.11
00	040	A	3457	074		00	897	\$2,418.01
00	040	A	3457	075		00	897	\$2,418.02
00	040	A	3457	076		00	897	\$2,418.02
Total								\$1,363,468.68

**ATTACHMENT 2 – Delinquent EBMUD Charges for Transfer to the Contra Costa
County 2017-2018 Property Tax Roll**

	Parcel Number	Levy Code	Fund	Revenue	Levy Amount
A	354124007	AD	4001	9895	\$886.97
A	409171017	AD	4001	9895	\$983.76
A	411100020	AD	4001	9895	\$231.98
A	413012028	AD	4001	9895	\$618.19
A	413012031	AD	4001	9895	\$2,801.34
A	413172009	AD	4001	9895	\$2,283.93
A	413330024	AD	4001	9895	\$3,271.05
A	435035035	AD	4001	9895	\$2,058.65
A	507130001	AD	4001	9895	\$1,034.57
A	510031002	AD	4001	9895	\$523.21
A	513164006	AD	4001	9895	\$987.72
A	514110010	AD	4001	9895	\$2,139.97
A	514110012	AD	4001	9895	\$1,726.32
A	514130011	AD	4001	9895	\$2,307.85
A	515292018	AD	4001	9895	\$721.80
A	518360026	AD	4001	9895	\$2,518.01
A	529130032	AD	4001	9895	\$3,288.55
A	529230027	AD	4001	9895	\$926.53
A	534081029	AD	4001	9895	\$461.89
A	534181003	AD	4001	9895	\$1,965.65
A	534302011	AD	4001	9895	\$2,220.00
A	534314023	AD	4001	9895	\$8,261.09
A	534314028	AD	4001	9895	\$298.67
A	534330015	AD	4001	9895	\$580.12
A	538050030	AD	4001	9895	\$2,251.88
A	540350029	AD	4001	9895	\$2,923.33
A	540380022	AD	4001	9895	\$3,867.16
A	550201007	AD	4001	9895	\$3,252.43
A	558164011	AD	4001	9895	\$325.63
A	2431300199	AD	4001	9895	\$1,721.48
A	3571980162	AD	4001	9895	\$766.97
A	4011730092	AD	4001	9895	\$3,254.14
A	4090510019	AD	4001	9895	\$869.78
A	4100800160	AD	4001	9895	\$5,662.50
A	4191250028	AD	4001	9895	\$933.98
A	4311310108	AD	4001	9895	\$1,365.65
A	5032460130	AD	4001	9895	\$3,309.74
A	5041510271	AD	4001	9895	\$2,829.93
A	5053510185	AD	4001	9895	\$4,535.71
A	5100350015	AD	4001	9895	\$2,112.39
A	5130840092	AD	4001	9895	\$260.93
A	5141200252	AD	4001	9895	\$6,620.50
A	5260400030	AD	4001	9895	\$4,199.00
A	5290800183	AD	4001	9895	\$1,144.01
A	5341930120	AD	4001	9895	\$2,688.11
A	5342020087	AD	4001	9895	\$2,331.91
A	5343140207	AD	4001	9895	\$372.97
A	5380410117	AD	4001	9895	\$2,901.67

**ATTACHMENT 2 – Delinquent EBMUD Charges for Transfer to the Contra Costa
County 2017-2018 Property Tax Roll**

	Parcel Number	Levy Code	Fund	Revenue	Levy Amount
A	5383000295	AD	4001	9895	\$1,168.39
A	5383100103	AD	4001	9895	\$3,546.77
A	5383500401	AD	4001	9895	\$3,570.64
A	5402600307	AD	4001	9895	\$6,283.57
A	5403800237	AD	4001	9895	\$170.72
A	5441200101	AD	4001	9895	\$231.76
A	5442320155	AD	4001	9895	\$3,857.77
A	5501510290	AD	4001	9895	\$5,029.20
A	5503310012	AD	4001	9895	\$4,622.60
A	409 2910183	AD	4001	9895	\$2,540.11
Total					\$134,621.15



12.

AGENDA NO.
MEETING DATE

June 27, 2017

TITLE MONTHLY INVESTMENT TRANSACTIONS REPORT☒ MOTION _____ ☐ RESOLUTION _____ ☐ ORDINANCE _____**RECOMMENDED ACTION**

Approve the April 2017 and May 2017 Monthly Investment Transactions Reports.

SUMMARY

On April 25, 2017, the Finance/Administration Committee reviewed and the Board adopted the updated Investment Policy 4.07. The updated policy included, among other things, changes to the reporting requirements to more explicitly align with relevant Government Code sections. Based on these changes, staff will present monthly transaction reports for the Finance/Administration Committee to review and for the Board to consider each month. The April and May 2017 reports are being submitted for Board consideration because the May 23, 2017 Finance/Administration Committee meeting was cancelled.



This item was reviewed with the Finance/Administration Committee on June 27, 2017.

DISCUSSION

District staff has traditionally presented its investment transactions in the "Quarterly Reports on Investments" presented with other Controller's reports. The quarterly report is reviewed by the Finance/Administration Committee approximately six weeks after the end of each quarter, following all recordings taking place. The report includes information about the portfolio, such as maturity and yield, but also the transactions for the preceding three months.

To more closely align with relevant Government Code section requirements, the Board approved through the updated investment policy, staff's proposal to produce monthly transaction reports. These reports include transactions generated by Treasury staff (buys, sales, deposits, withdrawals) as well as transactions that happen as a feature of the securities held (interest, calls, matured).

These transactions are reported in a summary table that also includes the net non-investment transactions from the consolidated banking account of the District to fully capture the changes to the District's

Funds Available FY18 and FY19		Budget Code:
DEPARTMENT SUBMITTING: Finance	DEPARTMENT MANAGER or DIRECTOR:  Sophia D. Skoda	APPROVED:  General Manager

Contact the Office of the District Secretary with questions about completing or submitting this form.

Monthly Investment Transactions Report
June 27, 2017
Page 2

portfolio. Transactions details are also summarized in additional tables that separate interest transactions from others to more clearly detail all activity during the month.

This item supports Strategy 3 of the District's Strategic Plan Long-Term Financial Stability goal to ensure integrity, accountability and transparency in financial management.

Attachments


I:\Sec\2017 Board Related Items\062717 Board Agenda Items\FIN - BD1 Monthly Investment Transactions Report 062717.doc

Monthly Investment Transactions Report
April 2017

This report is presented to the Board pursuant to Government Code Section 53607 and in accordance with the District's Investment Policy 4.07.

The attached report details transactions in the District's portfolio as follows:

- **Monthly Investment Transactions Summary** **Page 1**
- **Monthly Investment Activity** **Page 2**
 - Buys **Page 3**
 - Deposits **Page 4**
 - Matured **Page 5**
 - Calls **Page 6**
 - Sales **Page 7**
 - Withdrawals **Page 8**
- **Monthly Interest Activity** **Page 9**
 - Interest Received (Transferred to Wells Fargo) **Page 10**
 - Interest Received (Reinvested) **Page 11**


Approved by: Sophia D. Skoda, Finance Director


Date

SDS:DSK:MH

Page intentionally left blank.





EAST BAY MUNICIPAL UTILITY DISTRICT
Monthly Investment Transactions Summery
April 2017


Portfolio	Beginning Balance*	Monthly Transaction Activity	Monthly Interest Activity	Ending Balance
001 - Water System Consolidated	358,433,173.44	29,850,000.00	44,882.87	388,328,056.31
007 - Wastewater Consolidated	67,930,799.82	8,500,000.00	10,447.89	76,441,247.71
049 - Ferc Partnership	2,000,000.00	-	-	2,000,000.00
009 - BACWA	3,417,600.00	(300,000.00)	-	3,117,600.00
015 - DERWA	1,800,000.00	(50,000.00)	-	1,750,000.00
002 - FRWA	2,150,000.00	-	-	2,150,000.00
014 - IICP	150,500.00	-	-	150,500.00
010 - UMRWA	64,000.00	-	-	64,000.00
003 - Employees Retirement	3,656,741.99	(1,189,000.00)	16,208.27	2,483,950.26
065 - Water S2008A DSRF	3,279,539.29	-	626.58	3,280,165.87
068 - Water 2010A DSRF	9,261,776.40	-	814.29	9,262,590.69
099 - Wells Fargo**	40,670,547.78	(15,621,180.33)	454,368.04	25,503,735.49
Total	492,814,678.72	21,189,819.67	527,347.94	514,531,846.33


* Portfolio balance presented at face value.

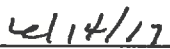
**Wells Fargo's month-end available balance per bank statement. Gross amount; not allocated by fund and not included in balances above.



 Approved by: D. Scott Klein, Controller


 Reviewed by: Sandy Lindley, Accounting Supervisor


 Prepared by: Matt Houck, Accounting Technician


 Date


 Date


 Date



EAST BAY MUNICIPAL UTILITY DISTRICT
Monthly Investment Activity
April 2017

Portfolio	Non-Investment Transactions*	Buys	Deposits	Matured	Calls	Sales	Withdrawals	Net Transaction Activity
001 - Water System Consolidated	-	-	32,550,000.00	(2,700,000.00)	-	-	-	29,850,000.00
007 - Wastewater Consolidated	-	-	8,500,000.00	-	-	-	-	8,500,000.00
049 - Ferc Partnership	-	-	-	-	-	-	-	-
009 - BACWA	-	-	-	(300,000.00)	-	-	-	(300,000.00)
015 - DERWA	-	-	-	-	-	-	(50,000.00)	(50,000.00)
002 - FRWA	-	-	-	-	-	-	-	-
014 - IICP	-	-	-	-	-	-	-	-
010 - UMRWA	-	-	-	-	-	-	-	-
003 - Employees Retirement	-	-	7,108,000.00	-	-	-	(8,297,000.00)	(1,189,000.00)
065 - Water S2008A DSRF	-	-	-	-	-	-	-	-
068 - Water 2010A DSRF	-	-	-	-	-	-	-	-
Investment Activity Total	-	-	48,158,000.00	(3,000,000.00)	-	-	(8,347,000.00)	36,811,000.00
099 - Wells Fargo	21,189,819.67	-	(48,158,000.00)	3,000,000.00	-	-	8,347,000.00	(15,621,180.33)
Total	21,189,819.67	-	-	-	-	-	-	21,189,819.67

*Non-investment transactions are net receipts and expenditures in Wells Fargo resulting from activities other than investment and interest transactions detailed in this report.


 Approved by: Dari Barzel, Treasury Manager

6/15/17
 Date
06/13/17
 Date


 Reviewed by: Damien Charley, Principal Management Analyst



EAST BAY MUNICIPAL UTILITY DISTRICT
Monthly Investment Activity
April 2017

Portfolio Name	Asset Class	Description	CUSIP/Ticker	Trade Date	Settlement Date	Maturity Date	Face Amount/Shares	Principal	Interest/Dividends	Total
Buys										

*No Transaction this Period

0.00 0.00 0.00 0.00



EAST BAY MUNICIPAL UTILITY DISTRICT
Monthly Investment Activity
April 2017

Portfolio Name	Asset Class	Description	CUSIP/Ticker	Trade Date	Settlement Date	Maturity Date	Face Amount/Shares	Principal	Interest/Dividends	Total
Deposits										
001 - Water System Consolidated	CAMP CA Asset Mgmt Program	CAMP MM	CAMP6035	04/27/2017	04/27/2017	N/A	27,000,000.00	27,000,000.00	0.00	27,000,000.00
001 - Water System Consolidated	CAMP CA Asset Mgmt Program	CAMP MM	CAMP6035	04/11/2017	04/11/2017	N/A	5,500,000.00	5,500,000.00	0.00	5,500,000.00
001 - Water System Consolidated	LAIF Local Government Investment Pool	LAIF LGIP	LGIP1001	04/28/2017	04/28/2017	N/A	50,000.00	50,000.00	0.00	50,000.00
007 - Wastewater Consolidated	CAMP CA Asset Mgmt Program	CAMP MM	CAMP6035	04/11/2017	04/11/2017	N/A	8,500,000.00	8,500,000.00	0.00	8,500,000.00
003 - Employees Retirement	LAIF Local Government Investment Pool	LAIF LGIP	LGIP1005	04/06/2017	04/06/2017	N/A	3,563,000.00	3,563,000.00	0.00	3,563,000.00
003 - Employees Retirement	LAIF Local Government Investment Pool	LAIF LGIP	LGIP1005	04/21/2017	04/21/2017	N/A	3,545,000.00	3,545,000.00	0.00	3,545,000.00

48,158,000.00	48,158,000.00	0.00	48,158,000.00
---------------	---------------	------	---------------



EAST BAY MUNICIPAL UTILITY DISTRICT
Monthly Investment Activity
April 2017

Portfolio Name	Asset Class	Description	CUSIP/Ticker	Trade Date	Settlement Date	Maturity Date	Face Amount/Shares	Principal	Interest/Dividends	Total
Matured										
001 - Water System Consolidated	Federal Agency Issues Coupon	FHLB 1.32 4/10/2017	313378SM4	04/10/2017	04/10/2017	04/10/2017	2,700,000.00	2,700,000.00	0.00	2,700,000.00
009 - BACWA	Federal Agency Issues Coupon	FHLB 1.32 4/10/2017	313378SM4	04/10/2017	04/10/2017	04/10/2017	300,000.00	300,000.00	0.00	300,000.00

3,000,000.00	3,000,000.00	0.00	3,000,000.00
--------------	--------------	------	--------------



EAST BAY MUNICIPAL UTILITY DISTRICT
Monthly Investment Activity
April 2017

Portfolio Name	Asset Class	Description	CUSIP/Ticker	Trade Date	Settlement Date	Maturity Date	Face Amount/Shares	Principal	Interest/Dividends	Total
Calls										

*No Transaction this Period

0.00 0.00 0.00 0.00



EAST BAY MUNICIPAL UTILITY DISTRICT
Monthly Investment Activity
April 2017

Portfolio Name	Asset Class	Description	CUSIP/Ticker	Trade Date	Settlement Date	Maturity Date	Face Amount/Shares	Principal	Interest/Dividends	Total
Sales										

*No Transaction this Period

0.00 0.00 0.00 0.00



EAST BAY MUNICIPAL UTILITY DISTRICT
Monthly Investment Activity
April 2017

Portfolio Name	Asset Class	Description	CUSIP/Ticker	Trade Date	Settlement Date	Maturity Date	Face Amount/Shares	Principal	Interest/Dividends	Total
Withdrawals										
015 - DERWA	LAIF Local Government Investment Pool	LAIF LGIP	LGIP1001	04/28/2017	04/28/2017	N/A	50,000.00	50,000.00	0.00	50,000.00
003 - Employees Retirement	LAIF Local Government Investment Pool	LAIF LGIP	LGIP1005	04/26/2017	04/26/2017	N/A	8,297,000.00	8,297,000.00	0.00	8,297,000.00

8,297,000.00	8,297,000.00	0.00	8,297,000.00
--------------	--------------	------	--------------






EAST BAY MUNICIPAL UTILITY DISTRICT
Monthly Interest Activity
April 2017

Portfolio	Total Interest Received	Interest Transferred to Wells Fargo*	Net Interest Activity (Reinvested)**
001 - Water System Consolidated	430,786.20	(385,903.33)	44,882.87
007 - Wastewater Consolidated	60,442.54	(49,994.65)	10,447.89
049 - Ferc Partnership	3,827.54	(3,827.54)	-
009 - BACWA	7,696.49	(7,696.49)	-
015 - DERWA	2,420.66	(2,420.66)	-
002 - FRWA	4,114.88	(4,114.88)	-
014 - IICP	288.59	(288.59)	-
010 - UMRWA	121.90	(121.90)	-
003 - Employees Retirement	16,208.27	-	16,208.27
065 - Water S2008A DSRF	626.58	-	626.58
068 - Water 2010A DSRF	814.29	-	814.29
Interest Transactions Total	527,347.94	(454,368.04)	72,979.90
099 - Wells Fargo	-	454,368.04	454,368.04
Total	527,347.94	-	527,347.94

*Coupon and other interest received; reinvestment unavailable.

**Coupon and other interest payments reinvested in specific portfolio.


 Approved by: D. Scott Klein, Controller

 Reviewed by: Sandy Lindley, Accounting Supervisor

 Prepared by: Matt Houck, Accounting Technician

6/14/17
 Date
 6/14/17
 Date
 6-13-17
 Date



EAST BAY MUNICIPAL UTILITY DISTRICT
Monthly Interest Activity
April 2017

Portfolio Name	Asset Class	Description	CUSIP/Ticker	Trade Date	Settlement Date	Maturity Date	Face Amount/Shares	Principal	Interest/Dividends	Total
Interest Received (Transferred to Wells Fargo)										
001 - Water System Consolidated	Federal Agency Issues Coupon	FNMA 1.1 10/29/2018-16	3135G0G64	04/29/2017	04/29/2017	10/29/2018	0.00	0.00	110,000.00	110,000.00
001 - Water System Consolidated	LAIF Local Government Investment Pool	LAIF LGIP	LGIP1001	04/13/2017	04/13/2017	N/A	0.00	0.00	89,564.58	89,564.58
001 - Water System Consolidated	Federal Agency Issues Coupon	FHLMC Step 10/28/2019-17	3134GARP1	04/28/2017	04/28/2017	10/28/2019	0.00	0.00	30,000.00	30,000.00
001 - Water System Consolidated	Federal Agency Issues Coupon	FHLMC Step 10/28/2021-17	3134GASR6	04/28/2017	04/28/2017	10/28/2021	0.00	0.00	20,675.00	20,675.00
001 - Water System Consolidated	Federal Agency Issues Coupon	FHLMC 0.75 10/27/2017	3134G7V24	04/27/2017	04/27/2017	10/27/2017	0.00	0.00	18,750.00	18,750.00
001 - Water System Consolidated	Federal Agency Issues Coupon	FHLB 1.32 4/10/2017	313378SM4	04/10/2017	04/10/2017	04/10/2017	0.00	0.00	17,820.00	17,820.00
001 - Water System Consolidated	Federal Agency Issues Coupon	FHLMC Step 10/26/2018-17	3134GASM7	04/26/2017	04/26/2017	10/26/2018	0.00	0.00	16,781.25	16,781.25
001 - Water System Consolidated	Federal Agency Issues Coupon	FHLMC Step 10/28/2021-17	3134GASC9	04/28/2017	04/28/2017	10/28/2021	0.00	0.00	14,800.00	14,800.00
001 - Water System Consolidated	Federal Agency Issues Coupon	FHLMC Step 7/27/2021-17	3134G9L47	04/27/2017	04/27/2017	07/27/2021	0.00	0.00	12,500.00	12,500.00
001 - Water System Consolidated	Federal Agency Issues Coupon	FNMA Step 7/26/2019-17	3136G3F67	04/26/2017	04/26/2017	07/26/2019	0.00	0.00	10,937.50	10,937.50
001 - Water System Consolidated	Federal Agency Issues Coupon	FHLMC Step 10/28/2019-17	3134GAUR3	04/28/2017	04/28/2017	10/28/2019	0.00	0.00	9,375.00	9,375.00
001 - Water System Consolidated	Federal Agency Issues Coupon	FHLMC Step 10/28/2021-17	3134GASK1	04/28/2017	04/28/2017	10/28/2021	0.00	0.00	9,000.00	9,000.00
001 - Water System Consolidated	Federal Agency Issues Coupon	FHLMC Step 7/27/2021-17	3134G9K63	04/27/2017	04/27/2017	07/27/2021	0.00	0.00	7,950.00	7,950.00
001 - Water System Consolidated	Federal Agency Issues Coupon	FNMA Step 10/28/2019-16	3136G3E43	04/28/2017	04/28/2017	10/28/2019	0.00	0.00	6,562.50	6,562.50
001 - Water System Consolidated	Federal Agency Issues Coupon	FNMA Step 7/26/2019-17	3134G9J24	04/26/2017	04/26/2017	07/26/2019	0.00	0.00	4,687.50	4,687.50
001 - Water System Consolidated	Federal Agency Issues Coupon	FHLMC Step 1/25/2019-17	3134G9Y43	04/25/2017	04/25/2017	01/25/2019	0.00	0.00	4,500.00	4,500.00
001 - Water System Consolidated	Federal Agency Issues Coupon	FHLMC Step 10/28/2019-17	3134GASN5	04/28/2017	04/28/2017	10/28/2019	0.00	0.00	2,000.00	2,000.00
								Sub Total		385,903.33
007 - Wastewater Consolidated	Federal Agency Issues Coupon	FNMA 1.03 10/26/2018	3136G2PN1	04/26/2017	04/26/2017	10/26/2018	0.00	0.00	25,750.00	25,750.00
007 - Wastewater Consolidated	LAIF Local Government Investment Pool	LAIF LGIP	LGIP1001	04/13/2017	04/13/2017	N/A	0.00	0.00	19,244.65	19,244.65
007 - Wastewater Consolidated	Federal Agency Issues Coupon	FHLMC Step 7/26/2019-17	3134G9J24	04/26/2017	04/26/2017	07/26/2019	0.00	0.00	2,812.50	2,812.50
007 - Wastewater Consolidated	Federal Agency Issues Coupon	FNMA Step 7/26/2019-17	3136G3F67	04/26/2017	04/26/2017	07/26/2019	0.00	0.00	2,187.50	2,187.50
								Sub Total		49,994.65
049 - Ferc Partnership	LAIF Local Government Investment Pool	LAIF LGIP	LGIP1001	04/13/2017	04/13/2017	N/A	0.00	0.00	3,827.54	3,827.54
								Sub Total		3,827.54
009 - BACWA	LAIF Local Government Investment Pool	LAIF LGIP	LGIP1001	04/13/2017	04/13/2017	N/A	0.00	0.00	4,808.99	4,808.99
009 - BACWA	Federal Agency Issues Coupon	FHLB 1.32 4/10/2017	313378SM4	04/10/2017	04/10/2017	04/10/2017	0.00	0.00	1,980.00	1,980.00
009 - BACWA	Federal Agency Issues Coupon	FNMA 1.1 10/29/2018-16	3135G0G64	04/29/2017	04/29/2017	10/29/2018	0.00	0.00	907.50	907.50
								Sub Total		7,696.49
015 - DERWA	LAIF Local Government Investment Pool	LAIF LGIP	LGIP1001	04/13/2017	04/13/2017	N/A	0.00	0.00	2,420.66	2,420.66
								Sub Total		2,420.66
002 - FRWA	LAIF Local Government Investment Pool	LAIF LGIP	LGIP1001	04/13/2017	04/13/2017	N/A	0.00	0.00	4,114.88	4,114.88
								Sub Total		4,114.88
014 - IICP	LAIF Local Government Investment Pool	LAIF LGIP	LGIP1001	04/13/2017	04/13/2017	N/A	0.00	0.00	288.59	288.59
								Sub Total		288.59
010 - UMRWA	LAIF Local Government Investment Pool	LAIF LGIP	LGIP1001	04/13/2017	04/13/2017	N/A	0.00	0.00	121.90	121.90
								Sub Total		121.90
								0.00	0.00	454,368.04



EAST BAY MUNICIPAL UTILITY DISTRICT
Monthly Interest Activity
April 2017


Portfolio Name	Asset Class	Description	CUSIP/Ticker	Trade Date	Settlement Date	Maturity Date	Face Amount/Shares	Principal	Interest/Dividends	Total
Interest Received (Reinvested)										
001 - Water System Consolidated	CAMP CA Asset Mgmt Program	CAMP MM	CAMP6035	04/28/2017	04/28/2017	N/A	0.00	0.00	44,882.87	44,882.87
007 - Wastewater Consolidated	CAMP CA Asset Mgmt Program	CAMP MM	CAMP6035	04/28/2017	04/28/2017	N/A	0.00	0.00	10,447.89	10,447.89
003 - Employees Retirement	LAIF Local Government Investment Pool	LAIF LGIP	LGIP1005	04/14/2017	04/14/2017	N/A	0.00	0.00	16,208.27	16,208.27
065 - Water S2008A DSRF	Money Market Mutual Funds	Dreyfus MM	MM6999	04/04/2017	04/04/2017	N/A	0.00	0.00	626.58	626.58
068 - Water 2010A DSRF	Money Market Mutual Funds	Dreyfus MM	MM2642	04/04/2017	04/04/2017	N/A	0.00	0.00	814.29	814.29
							0.00	0.00	72,979.90	72,979.90

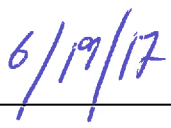
Monthly Investment Transactions Report
May 2017

This report is presented to the Board pursuant to Government Code Section 53607 and in accordance with the District's Investment Policy 4.07.

The attached report details transactions in the District's portfolio as follows:

- **Monthly Investment Transactions Summary** **Page 1**
- **Monthly Investment Activity** **Page 2**
 - Buys **Page 3**
 - Deposits **Page 4**
 - Matured **Page 5**
 - Calls **Page 6**
 - Sales **Page 7**
 - Withdrawals **Page 8**
- **Monthly Interest Activity** **Page 9**
 - Interest Received (Transferred to Wells Fargo) **Page 10**
 - Interest Received (Reinvested) **Page 11**


Approved by: Sophia D. Skoda, Finance Director


Date

SDS:DSK:MH

Page intentionally left blank.





EAST BAY MUNICIPAL UTILITY DISTRICT
Monthly Investment Transactions Summary
May 2017


Portfolio	Beginning Balance*	Monthly Transaction Activity	Monthly Interest Activity	Ending Balance
001 - Water System Consolidated	388,328,056.31	(104,378,256.31)	38,485.69	283,988,285.69
007 - Wastewater Consolidated	76,441,247.71	(23,400,147.71)	9,185.87	53,050,285.87
049 - Ferc Partnership	2,000,000.00	-	-	2,000,000.00
009 - BACWA	3,117,600.00	-	-	3,117,600.00
015 - DERWA	1,750,000.00	2,000,000.00	-	3,750,000.00
002 - FRWA	2,150,000.00	-	-	2,150,000.00
014 - IICP	150,500.00	-	-	150,500.00
010 - UMRWA	64,000.00	-	-	64,000.00
003 - Employees Retirement	2,483,950.26	(1,326,000.00)	-	1,157,950.26
065 - Water S2008A DSRF	3,280,165.87	-	892.58	3,281,058.45
068 - Water 2010A DSRF	9,262,590.69	-	1,159.87	9,263,750.56
099 - Wells Fargo**	25,503,735.49	11,845,078.54	329,772.18	37,678,586.21
Total	514,531,846.33	(115,259,325.48)	379,496.19	399,652,017.04

* Portfolio balance presented at face value.

**Wells Fargo's month-end available balance per bank statement. Gross amount; not allocated by fund and not included in balances above.


 Approved by: D. Scott Klein, Controller


 Reviewed by: Sandy Lindley, Accounting Supervisor


 Prepared by: Matt Houck, Accounting Technician

6-15-17
 Date

6/15/17
 Date

6-15-17
 Date



EAST BAY MUNICIPAL UTILITY DISTRICT
Monthly Investment Activity
May 2017

Portfolio	Non-Investment Transactions*	Buys	Deposits	Matured	Calls	Sales	Withdrawals	Net Transaction Activity
001 - Water System Consolidated	-	-	-	(8,193,000.00)	-	-	(96,185,256.31)	(104,378,256.31)
007 - Wastewater Consolidated	-	-	-	(500,000.00)	(4,000,000.00)	-	(18,900,147.71)	(23,400,147.71)
049 - Ferc Partnership	-	-	-	-	-	-	-	-
009 - BACWA	-	-	-	-	-	-	-	-
015 - DERWA	-	-	2,000,000.00	-	-	-	-	2,000,000.00
002 - FRWA	-	-	-	-	-	-	-	-
014 - IICP	-	-	-	-	-	-	-	-
010 - UMRWA	-	-	-	-	-	-	-	-
003 - Employees Retirement	-	-	7,076,000.00	-	-	-	(8,402,000.00)	(1,326,000.00)
065 - Water S2008A DSRF	-	-	-	-	-	-	-	-
068 - Water 2010A DSRF	-	-	-	-	-	-	-	-
Investment Activity Total	-	-	9,076,000.00	(8,693,000.00)	(4,000,000.00)	-	(123,487,404.02)	(127,104,404.02)
099 - Wells Fargo	(115,259,325.48)	-	(9,076,000.00)	8,693,000.00	4,000,000.00	-	123,487,404.02	11,845,078.54
Total	(115,259,325.48)	-	-	-	-	-	-	(115,259,325.48)

*Non-investment transactions are net receipts and expenditures in Wells Fargo resulting from activities other than investment and interest transactions detailed in this report.


 Approved by: Darl Barzel, Treasury Manager

6/15/17
 Date
06/15/17
 Date


 Reviewed by: Damien Charlety, Principal Management Analyst



EAST BAY MUNICIPAL UTILITY DISTRICT
Monthly Investment Activity
May 2017

Portfolio Name	Asset Class	Description	CUSIP/Ticker	Trade Date	Settlement Date	Maturity Date	Face Amount/Shares	Principal	Interest/Dividends	Total
Buys										

No Transaction this Period

0.00	0.00	0.00	0.00
------	------	------	------



EAST BAY MUNICIPAL UTILITY DISTRICT
Monthly Investment Activity
May 2017

Portfolio Name	Asset Class	Description	CUSIP/Ticker	Trade Date	Settlement Date	Maturity Date	Face Amount/Shares	Principal	Interest/Dividends	Total
Deposits										
003 - Employees Retirement	LAIF Local Government Investment Pool	LAIF LGIP	LGIP1005	05/18/2017	05/18/2017	N/A	3,526,000.00	3,526,000.00	0.00	3,526,000.00
003 - Employees Retirement	LAIF Local Government Investment Pool	LAIF LGIP	LGIP1005	05/05/2017	05/05/2017	N/A	3,550,000.00	3,550,000.00	0.00	3,550,000.00
015 - DERWA	LAIF Local Government Investment Pool	LAIF LGIP	LGIP1001	05/31/2017	05/31/2017	N/A	2,000,000.00	2,000,000.00	0.00	2,000,000.00
							9,076,000.00	9,076,000.00	0.00	9,076,000.00



EAST BAY MUNICIPAL UTILITY DISTRICT
Monthly Investment Activity
May 2017

Portfolio Name	Asset Class	Description	CUSIP/Ticker	Trade Date	Settlement Date	Maturity Date	Face Amount/Shares	Principal	Interest/Dividends	Total
Matured										
001 - Water System Consolidated	Medium Term Notes	Apple Inc 1.05 5/5/2017	037833AM2	05/05/2017	05/05/2017	05/05/2017	4,548,000.00	4,548,000.00	0.00	4,548,000.00
001 - Water System Consolidated	Medium Term Notes	Berkshire Hathaway 1.6 5/15/2017	084664BS9	05/15/2017	05/15/2017	05/15/2017	525,000.00	525,000.00	0.00	525,000.00
001 - Water System Consolidated	Medium Term Notes	Berkshire Hathaway 1.6 5/15/2017	084664BS9	05/15/2017	05/15/2017	05/15/2017	1,000,000.00	1,000,000.00	0.00	1,000,000.00
001 - Water System Consolidated	Municipal Bonds	Univ of California 0.966 5/15/2017	91412GPY5	05/15/2017	05/15/2017	05/15/2017	2,000,000.00	2,000,000.00	0.00	2,000,000.00
001 - Water System Consolidated	Municipal Bonds	Moreno Valley CA PFA 1 5/1/2017	61685PDQ8	05/01/2017	05/01/2017	05/01/2017	120,000.00	120,000.00	0.00	120,000.00
007 - Wastewater Consolidated	Municipal Bonds	University of California 0.934 5/15/2017	91412GWT8	05/15/2017	05/15/2017	05/15/2017	500,000.00	500,000.00	0.00	500,000.00
							8,693,000.00	8,693,000.00	0.00	8,693,000.00



EAST BAY MUNICIPAL UTILITY DISTRICT
Monthly Investment Activity
May 2017

Portfolio Name	Asset Class	Description	CUSIP/Ticker	Trade Date	Settlement Date	Maturity Date	Face Amount/Shares	Principal	Interest/Dividends	Total
Calls										
007 - Wastewater Consolidated	Federal Agency Issues Coupon	FHLMC Step 5/24/2019-16	3134G9PW1	05/24/2017	05/24/2017	05/24/2019	4,000,000.00	4,000,000.00	0.00	4,000,000.00

4,000,000.00	4,000,000.00	0.00	4,000,000.00
--------------	--------------	------	--------------



EAST BAY MUNICIPAL UTILITY DISTRICT
Monthly Investment Activity
May 2017

Portfolio Name	Asset Class	Description	CUSIP/Ticker	Trade Date	Settlement Date	Maturity Date	Face Amount/Shares	Principal	Interest/Dividends	Total
Sales										

No Transaction this Period

0.00	0.00	0.00	0.00
------	------	------	------



EAST BAY MUNICIPAL UTILITY DISTRICT
Monthly Investment Activity
May 2017

Portfolio Name	Asset Class	Description	CUSIP/Ticker	Trade Date	Settlement Date	Maturity Date	Face Amount/Shares	Principal	Interest/Dividends	Total
Withdrawals										
001 - Water System Consolidated	CAMP CA Asset Mgmt Program	CAMP MM	CAMP6035	05/19/2017	05/19/2017	N/A	6,000,000.00	6,000,000.00	0.00	6,000,000.00
001 - Water System Consolidated	CAMP CA Asset Mgmt Program	CAMP MM	CAMP6035	05/19/2017	05/19/2017	N/A	73,185,256.31	73,185,256.31	0.00	73,185,256.31
007 - Wastewater Consolidated	CAMP CA Asset Mgmt Program	CAMP MM	CAMP6035	05/19/2017	05/19/2017	N/A	18,900,147.71	18,900,147.71	0.00	18,900,147.71
001 - Water System Consolidated	LAIF Local Government Investment Pool	LAIF LGIP	LGIP1001	05/31/2017	05/31/2017	N/A	2,000,000.00	2,000,000.00	0.00	2,000,000.00
003 - Employees Retirement	LAIF Local Government Investment Pool	LAIF LGIP	LGIP1005	05/26/2017	05/26/2017	N/A	8,402,000.00	8,402,000.00	0.00	8,402,000.00
001 - Water System Consolidated	LAIF Local Government Investment Pool	LAIF LGIP	LGIP1001	05/25/2017	05/25/2017	N/A	15,000,000.00	15,000,000.00	0.00	15,000,000.00
							117,487,404.02	117,487,404.02	0.00	117,487,404.02





EAST BAY MUNICIPAL UTILITY DISTRICT
Monthly Interest Activity
May 2017


Portfolio	Total Interest Received	Interest Transferred to Wells Fargo*	Net Interest Activity (Reinvested)**
001 - Water System Consolidated	290,886.99	(252,401.30)	38,485.69
007 - Wastewater Consolidated	84,056.75	(74,870.88)	9,185.87
049 - Ferc Partnership	-	-	-
009 - BACWA	2,500.00	(2,500.00)	-
015 - DERWA	-	-	-
002 - FRWA	-	-	-
014 - IICP	-	-	-
010 - UMRWA	-	-	-
003 - Employees Retirement	-	-	-
065 - Water S2008A DSRF	892.58	-	892.58
068 - Water 2010A DSRF	1,159.87	-	1,159.87
Interest Transactions Total	379,496.19	(329,772.18)	49,724.01
099 - Wells Fargo	-	329,772.18	329,772.18
Total	379,496.19	-	379,496.19

*Coupon and other interest received; reinvestment unavailable.

**Coupon and other interest payments reinvested in specific portfolio.


 Approved by: D. Scott Klein, Controller


 Reviewed by: Sandy Lindley, Accounting Supervisor


 Prepared by: Matt Houck, Accounting Technician

6/15/17
 Date

6/15/17
 Date

6-15-17
 Date



EAST BAY MUNICIPAL UTILITY DISTRICT
Monthly Interest Activity
May 2017

Portfolio Name	Asset Class	Description	CUSIP/Ticker	Trade Date	Settlement Date	Maturity Date	Face Amount/Shares	Principal	Interest/Dividends	Total
Interest Received (Transferred to Wells Fargo)										
001 - Water System Consolidated	Medium Term Notes	Apple Inc 1.05 5/5/2017	037833AM2	05/05/2017	05/05/2017	05/05/2017	0.00	0.00	23,744.35	23,744.35
001 - Water System Consolidated	Medium Term Notes	Berkshire Hathaway 1.6 5/15/2017	084664BS9	05/15/2017	05/15/2017	05/15/2017	0.00	0.00	12,200.00	12,200.00
001 - Water System Consolidated	Federal Agency Issues Coupon	FHLB Step 11/17/2021-17	3130A9UU3	05/17/2017	05/17/2017	11/17/2021	0.00	0.00	7,500.00	7,500.00
001 - Water System Consolidated	Federal Agency Issues Coupon	FHLB Step 11/23/2020-17	3130A9XU0	05/23/2017	05/23/2017	11/23/2020	0.00	0.00	22,000.00	22,000.00
001 - Water System Consolidated	Federal Agency Issues Coupon	FHLB Step 11/24/2021-17	3130AA2M9	05/24/2017	05/24/2017	11/24/2021	0.00	0.00	42,291.67	42,291.67
001 - Water System Consolidated	Federal Agency Issues Coupon	FHLB Step 11/28/2018-17	3134GAWZ3	05/28/2017	05/28/2017	11/28/2018	0.00	0.00	10,593.75	10,593.75
001 - Water System Consolidated	Federal Agency Issues Coupon	FHLB Step 5/17/2021-16	3130A7VS1	05/17/2017	05/17/2017	05/17/2021	0.00	0.00	12,500.00	12,500.00
001 - Water System Consolidated	Federal Agency Issues Coupon	FHLMC 1 11/28/2018-16	3134GAHA5	05/28/2017	05/28/2017	11/28/2018	0.00	0.00	10,000.00	10,000.00
001 - Water System Consolidated	Federal Agency Issues Coupon	FHLMC 1.2 5/23/2019-16	3134GAAR5	05/23/2017	05/23/2017	05/23/2019	0.00	0.00	19,200.00	19,200.00
001 - Water System Consolidated	Federal Agency Issues Coupon	FHLMC Step 11/22/2019-17	3134GAWK6	05/22/2017	05/22/2017	11/22/2019	0.00	0.00	28,781.25	28,781.25
001 - Water System Consolidated	Federal Agency Issues Coupon	FHLMC Step 11/23/2020-17	3134GAWW0	05/23/2017	05/23/2017	11/23/2020	0.00	0.00	16,062.50	16,062.50
001 - Water System Consolidated	Federal Agency Issues Coupon	FHLMC Step 11/26/2019-17	3134GAZN7	05/26/2017	05/26/2017	11/26/2019	0.00	0.00	25,617.78	25,617.78
001 - Water System Consolidated	Federal Agency Issues Coupon	FHLMC Step 8/28/2019-17	3134GAEV2	05/28/2017	05/28/2017	08/28/2019	0.00	0.00	12,250.00	12,250.00
001 - Water System Consolidated	Municipal Bonds	Univ of California 0.966 5/15 91412GPY5		05/15/2017	05/15/2017	05/15/2017	0.00	0.00	9,660.00	9,660.00
Sub Total										252,401.30
007 - Wastewater Consolidated	Federal Agency Issues Coupon	FHLB 1 5/23/2018-17	3130A86F5	05/23/2017	05/23/2017	05/23/2018	0.00	0.00	9,300.00	9,300.00
007 - Wastewater Consolidated	Federal Agency Issues Coupon	FHLB Step 5/17/2021-16	3130A7VS1	05/17/2017	05/17/2017	05/17/2021	0.00	0.00	12,500.00	12,500.00
007 - Wastewater Consolidated	Federal Agency Issues Coupon	FHLMC 1.2 5/23/2019-16	3134GAAR5	05/23/2017	05/23/2017	05/23/2019	0.00	0.00	9,000.00	9,000.00
007 - Wastewater Consolidated	Federal Agency Issues Coupon	FHLMC Step 5/24/2019-16	3134G9PW1	05/24/2017	05/24/2017	05/24/2019	0.00	0.00	20,000.00	20,000.00
007 - Wastewater Consolidated	Federal Agency Issues Coupon	FHLMC Step 8/24/2018-17	3134G96M4	05/24/2017	05/24/2017	08/24/2018	0.00	0.00	4,921.88	4,921.88
007 - Wastewater Consolidated	Federal Agency Issues Coupon	FHLMC Step 8/27/2019-17	3134G97C5	05/27/2017	05/27/2017	08/27/2019	0.00	0.00	1,100.00	1,100.00
007 - Wastewater Consolidated	Municipal Bonds	University Calif Rev Bond 1.1 91412GPZ2		05/15/2017	05/15/2017	05/15/2018	0.00	0.00	15,714.00	15,714.00
007 - Wastewater Consolidated	Municipal Bonds	University of California 0.934 91412GWT8		05/15/2017	05/15/2017	05/15/2017	0.00	0.00	2,335.00	2,335.00
Sub Total										74,870.88
009 - BACWA	Federal Agency Issues Coupon	FHLB 1 5/23/2018-17	3130A86F5	05/23/2017	05/23/2017	05/23/2018	0.00	0.00	700.00	700.00
009 - BACWA	Federal Agency Issues Coupon	FHLMC 1.2 5/23/2019-16	3134GAAR5	05/23/2017	05/23/2017	05/23/2019	0.00	0.00	1,800.00	1,800.00
Sub Total										2,500.00
							0.00	0.00	329,772.18	329,772.18



EAST BAY MUNICIPAL UTILITY DISTRICT
Monthly Interest Activity
May 2017

Portfolio Name	Asset Class	Description	CUSIP/Ticker	Trade Date	Settlement Date	Maturity Date	Face Amount/Shares	Principal	Interest/Dividends	Total
Interest Received (Reinvested)										
001 - Water System Consolidated	CAMP CA Asset Mgmt Program	CAMP MM	CAMP6035	05/31/2017	05/31/2017	N/A	0.00	0.00	38,485.69	38,485.69
007 - Wastewater Consolidated	CAMP CA Asset Mgmt Program	CAMP MM	CAMP6035	05/31/2017	05/31/2017	N/A	0.00	0.00	9,185.87	9,185.87
068 - Water 2010A DSRF	Money Market Mutual Funds	Dreyfus MM	MM2642	05/02/2017	05/02/2017	N/A	0.00	0.00	1,159.87	1,159.87
065 - Water S2008A DSRF	Money Market Mutual Funds	Dreyfus MM	MM6999	05/02/2017	05/02/2017	N/A	0.00	0.00	892.58	892.58
							0.00	0.00	49,724.01	49,724.01



AGENDA NO.

13.1-13.2

MEETING DATE

June 27, 2017

TITLE MOKELUMNE WATERSHED LAND EXCHANGE☐ MOTION ☒ RESOLUTION ☐ ORDINANCE**RECOMMENDED ACTION**

1. Approve a land exchange between the District and John W. Hertzig as shown on Exhibit A, and
2. Authorize District staff to execute the grant deeds and all documents related to the transaction.



SUMMARY

The Mokelumne watershed property at the intersection of Campo Seco Road and Sandretto Road near the District's Pardee Center contains a large water pond. This pond straddles the District's property and a 22-acre parcel owned by John W. Hertzig to the south (see Attachment 1). The District would like to own the entire pond in order to provide more efficient management of the properties adjacent to our watershed. Mr. Hertzig agreed to exchange his property for 24 acres owned by the District.

DISCUSSION

The District owns 341 acres of watershed property next to Campo Seco Road and Sandretto Road that contains two thirds of a natural water pond. The pond plays an important ecological role in the management of the watershed. Several years ago, the District attempted to acquire the remaining portion of the pond through a land and cash payment option, however, the property owner, Mr. Hertzig did not accept the offer.

Recently the District negotiated a land-for-land exchange with Mr. Hertzig. The District will acquire Mr. Hertzig's 22-acre parcel in exchange for 24 acres of District property. The 24 acres consist of 18 acres of land adjacent to Mr. Hertzig's property, plus an additional 6 acres of stranded surplus property. The stranded surplus property is separated from the watershed by Campo Seco Road making it difficult to manage.

Funds Available: FY17/18		Budget Code: WNR/1010933
DEPARTMENT SUBMITTING Customer and Community Svcs.	DEPARTMENT MANAGER or DIRECTOR  Sherri A. Hong	APPROVED  General Manager

Contact the Office of the District Secretary with questions about completing or submitting this form.

The exchange also includes survey work to be completed by the District to ensure the properties are delivered to Mr. Hertzig in conformance with county zoning.

This action supports the District's Strategic Plan Water Quality and Environmental Protection goal to manage the Mokelumne and East Bay watersheds to ensure a high quality water supply and protect natural resources while providing appropriate public access.

SUSTAINABILITY

Economic

The property exchange is respectively cost neutral for the District and allows for both parties to more efficiently manage their properties.

Social

This action is of mutual benefit to the District and Mr. Hertzig, to promote better relations with the local community, and allow more effective management of local watershed lands.

Environmental

The property exchange allows the District to acquire and preserve a natural habitat which will improve environmental management for threatened species, including the California red-legged frog and California tiger salamander.

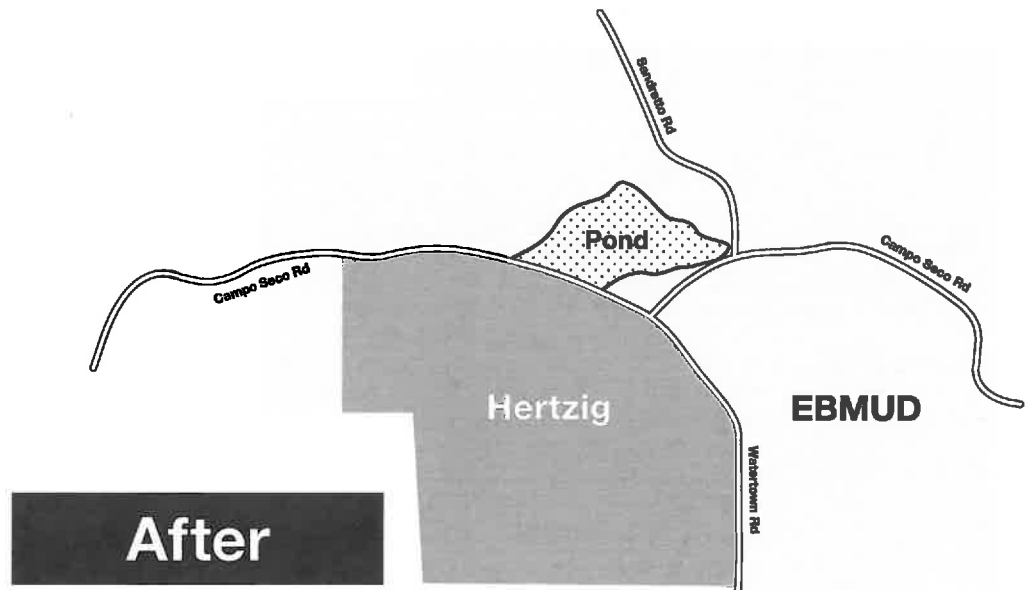
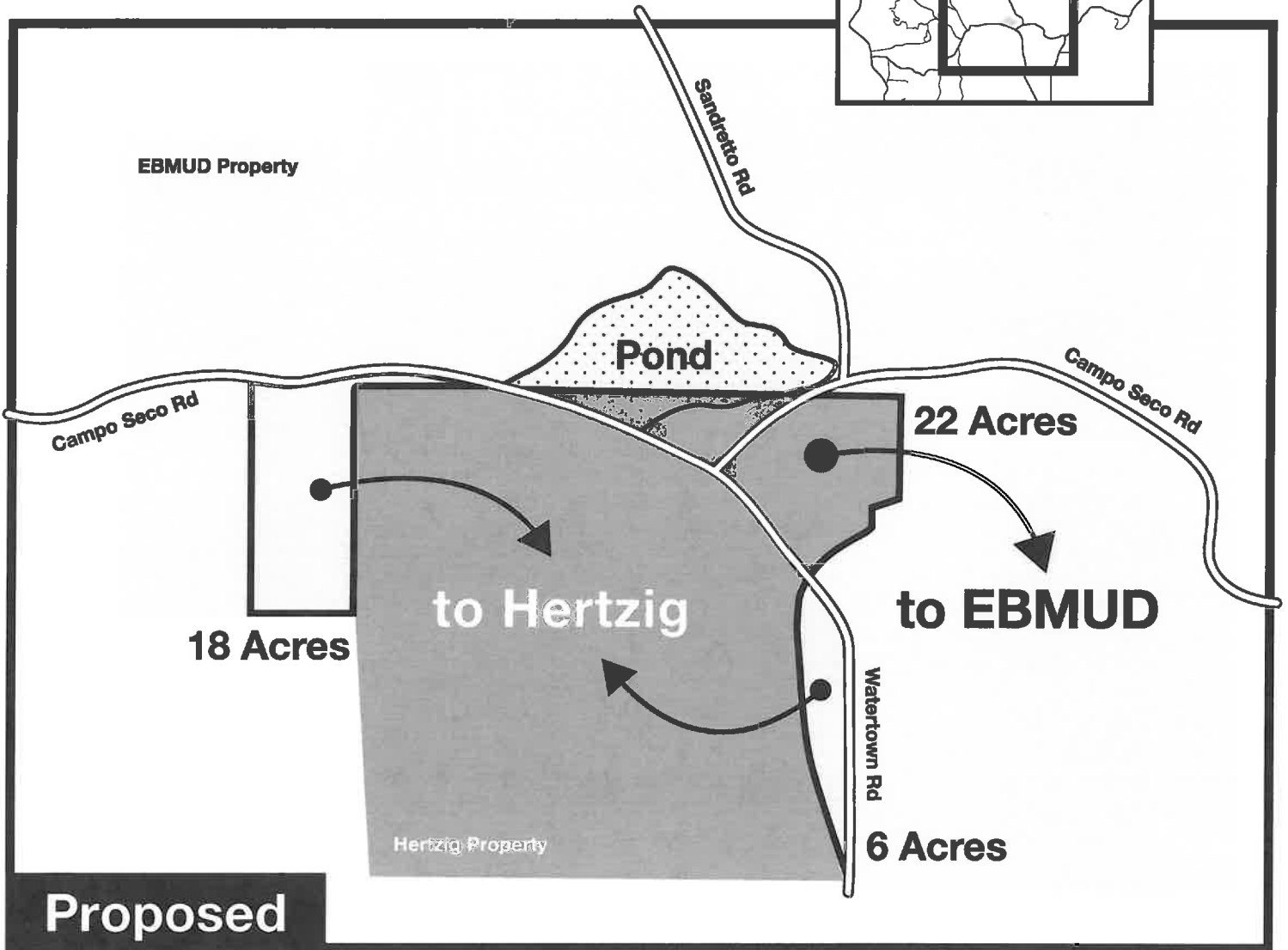
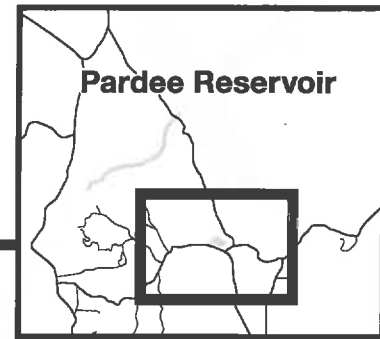
ALTERNATIVE

Reject the offer. This alternative is not recommended because the District would miss an opportunity to increase the ecological value of its watershed holdings.

Attachments

EBMUD - Hertzig Property Exchange BD-1 Exhibit A

Attachment 1



Boundary line adjustment #1:
adjust current EBMUD-Hertzig
property line to include existing
road within existing Hertzig
parcel (APN: 048-002-095).

This is will account for up to 0.5
acres of the 18 acre parcel.

EBMUD-Hertzig Land Exchange 2017

Attachment 2

— Fence construction

--- Survey property line / work

Boundary line adjustment #3: the sliver at
the top of the current EBMUD parcel is to be
combined with the existing Hertzig parcel
(APN: 048-002-095).

This is will account for up to 1.25 acres of the
18 acre parcel.

18 Acres

22 Acres

6 Acres

Hertzig Property
APN: 048-002-095

Parcel Map: EBMUD parcel to be
split into 3 separate parcels, each
at least 5 acres in size and with
frontage on Campo Seco Rd.

Boundary line adjustment #2:
BLA to provide access to the
existing Hertzig parcel (APN:
048-002-095) via the access
road already in place at this
location.

This is will account for up to 0.5
acres of the 6 acre parcel.

RESOLUTION NO. _____

APPROVING AN AGREEMENT FOR THE CONVEYANCE OF 24 ACRES OF WATERSHED PROPERTY TO JOHN W. HERTZIG IN EXCHANGE FOR 22 ACRES OF PROPERTY TO BE ADDED TO THE EAST BAY MUNICIPAL UTILITY DISTRICT'S WATERSHED PROPERTY FOR THE PURPOSES OF ENVIRONMENTAL PROTECTION

Introduced by Director

; Seconded by Director

WHEREAS, the East Bay Municipal Utility District ("the District") owns 341 acres of watershed property next to Campo Seco Road and Sandretto Road near the District's Pardee Center in Calaveras County, California; and

WHEREAS, the District's 341-acre property contains part of a large pond that plays an important role in the management of the District's watershed and provides habitat for local wildlife; and

WHEREAS, the remaining portion of the pond described above is on a 22-acre parcel owned by John W. Hertzig; and

WHEREAS, the District desires to own the entire pond and its surrounding land in order to more efficiently manage and preserve wildlife habitat and the District's watershed lands; and

WHEREAS, the District has negotiated a land exchange agreement with Mr. Hertzig, pending Board approval, under which the District will acquire Mr. Hertzig's 22-acre parcel in exchange for 24 acres of District land; and

WHEREAS, the 24 acres of District land to be exchanged for Mr. Hertzig's parcel consists of 18 acres adjacent to Mr. Hertzig's remaining property and six acres of District land separated from the District's watershed by Campo Seco Road, making it difficult to maintain and manage; and

WHEREAS, the District and Mr. Hertzig have developed a Property Exchange Agreement to affect the transfer of the two properties; and

WHEREAS, under the terms of the Property Exchange Agreement the District will receive the 22-acre Hertzig parcel and Mr. Hertzig will receive 24 acres of the District's property, as shown on Exhibit A attached to this Resolution; and

WHEREAS, the Board of Directors finds that the exchange of the properties is not a project and is exempt under California Environmental Quality Act ("CEQA") pursuant to CEQA Guidelines section 15301 in that the District's proposed use of the property is identical to the existing use of the property and Mr. Hertzig's proposed use of the property is identical to the existing use of the

property, and is further exempt under CEQA Guidelines section 15325(a) in that the land is being acquired by the District to preserve its existing natural conditions;

NOW, THEREFORE, BE IT RESOLVED that the Manager of Real Estate Services and Secretary are authorized and directed to execute the Property Exchange Agreement in a form approved by the General Counsel, as well as any deeds, easements and other documents necessary for the exchange of the property described above in Calaveras County in accordance with the terms of the Property Exchange Agreement.

ADOPTED this 27th day of June, 2017 by the following vote:

AYES:

NOES:

ABSENT:

ABSTAIN:

President

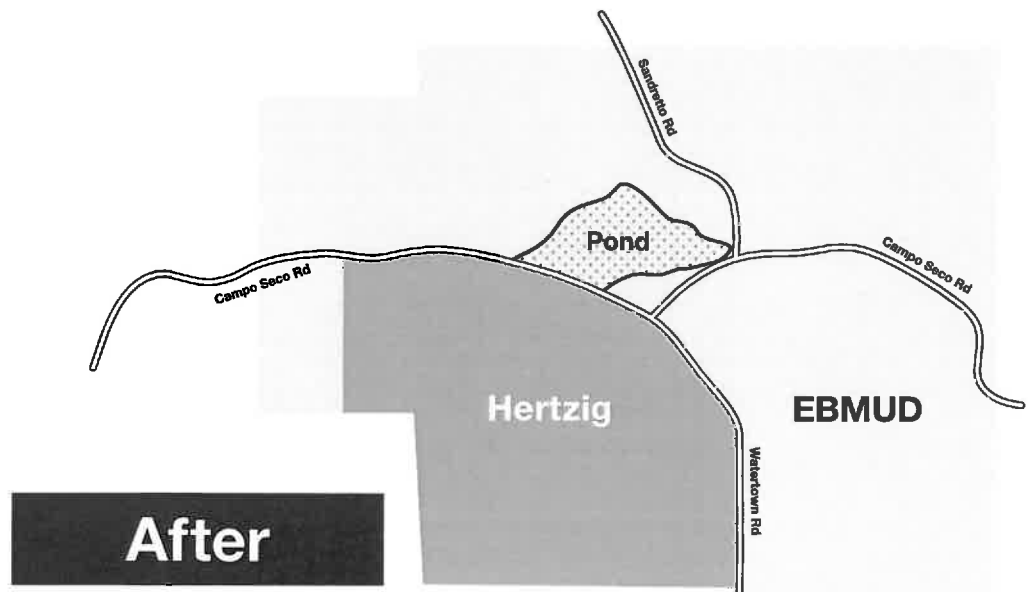
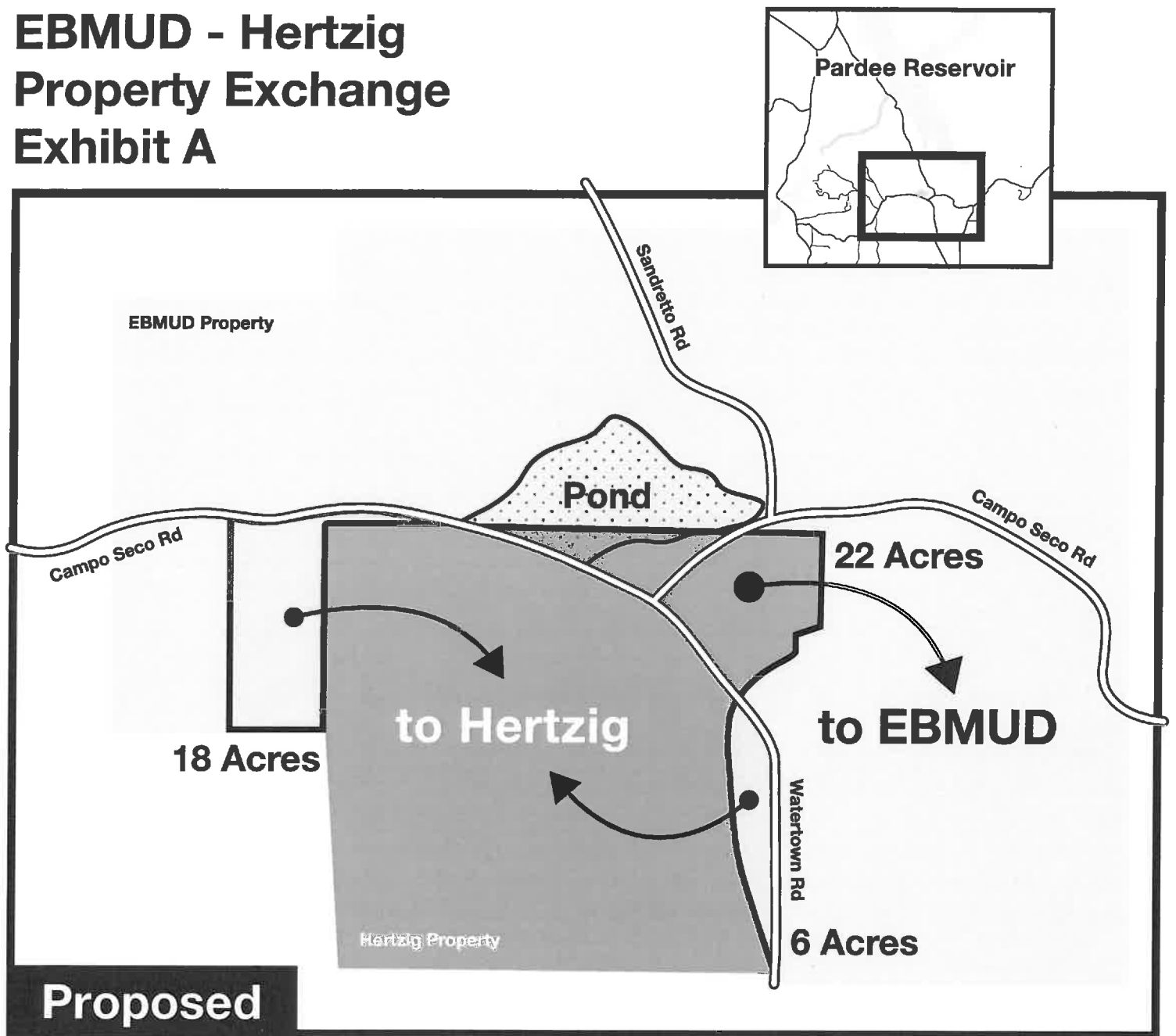
ATTEST:

Secretary

APPROVED AS TO FORM AND PROCEDURE:

General Counsel

EBMUD - Hertzig Property Exchange Exhibit A





14.

AGENDA NO.

MEETING DATE

June 27, 2017

TITLE WATER AND WASTEWATER SYSTEM BUDGETS FOR FISCAL YEARS
2018 AND 2019

☐ MOTION ☒ RESOLUTION ☐ ORDINANCE

RECOMMENDED ACTION

Adopt, in accordance with the provisions of the Municipal Utility District Act, the Fiscal Year 2018 (FY18) and Fiscal Year 2019 (FY19) Operating and Capital Budgets for the Water and Wastewater Systems as recommended in the FY18 and FY19 Proposed Biennial Budget.

SUMMARY

The recommended action will ensure that adequate funding is in place on July 1 of each fiscal year to fund District operations.

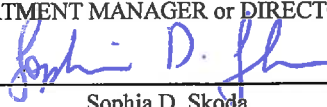

DISCUSSION

The FY18 and FY19 Proposed Biennial Budget appropriation is \$2.03 billion for water system and wastewater system operations, debt service, and capital appropriations. This budget will enable increasing investments in infrastructure and expanding preventative maintenance, while managing financial and operational impacts of severely reduced consumption.

The Board held three budget workshops. At the January 24 workshop, staff outlined changes in assumptions such as water sales, priorities for the FY18 and FY19 budget, and a sensitivity analysis of rates. At the second workshop on March 14, staff provided highlights of the proposed FY18 and FY19 biennial budget, Capital Improvement Program, staffing changes, and continued rate sensitivity analysis. The detailed FY18 and FY19 Proposed Biennial Budget was submitted to the Board of Directors at the third workshop on April 11.

The Proposed Budget reflects rate increases of 9.25 percent and 9.0 percent for the Water System, and 5.0 percent and 5.0 percent for the Wastewater System for FY18 and FY19 respectively.

In April 2017, the District distributed Proposition 218 notices for a June 13, 2017 public hearing. After the mailing, the District became aware of a data processing error which resulted in a number of property

Funds Available FY18 and FY19		Budget Code:	
DEPARTMENT SUBMITTING:	DEPARTMENT MANAGER or DIRECTOR:		APPROVED:
Finance	 Sophia D. Skoda		 General Manager

Contact the Office of the District Secretary with questions about completing or submitting this form.

owners and/or account holders within its service area not receiving the notice. The District reissued the Proposition 218 notices to all property owners/account holders in its service area, and rescheduled the public hearing for Tuesday, July 11, 2017.

Moving the public hearing to July 11, after the start of FY18 on July 1, is a deviation from the District's standard process of adopting the proposed biennial budget concurrent with the rates and charges. While the biennial budget and any rate changes are typically adopted at the same Board meeting, it is not a legal requirement. Adopting the biennial budget prior to the first day of the fiscal year is important to ensure adequate funding is in place on July 1 to maintain operations, and demonstrate the District's strong financial management which is consistent with its reputation and high bond ratings.

The proposed budget resolution would adopt Operating and Capital Budgets for FY18 and FY19 for both the Water and the Wastewater Systems. In compliance with Section 11891.5 of the Public Utilities Code, the FY18 and FY19 biennial budget is shown in major groups of accounts as follows:

WATER SYSTEM:	<u>FY18</u>	<u>FY19</u>
Operating Budget	\$277,923,353	\$292,454,029
Debt Service	199,550,760	210,036,261
Capital Budget	<u>386,450,000</u>	<u>367,459,000</u>
Total Water System	<u>\$863,924,113</u>	<u>\$869,949,290</u>
WASTEWATER SYSTEM		
Operating Budget	\$70,557,832	\$73,137,410
Debt Service	34,658,902	31,936,098
Capital Budget	<u>34,382,000</u>	<u>51,109,000</u>
Total Wastewater System	<u>\$139,598,734</u>	<u>\$156,182,508</u>

Assuming the rates are approved on July 11, they will go into effect on July 12, later than assumed in the proposed FY18 budget. Budgeted revenues will be affected by this delay in an amount estimated to be less than \$2 million, or under 0.3 percent of total revenue. The District would absorb such a gap by managing expenditures during the fiscal year.

The attached budget resolution authorizes certain actions and delegates certain powers to the General Manager and the Director of Finance to facilitate ongoing administration of the District budget. This includes the authority to appropriate and spend any grant funds awarded and to reimburse the District for capital expenditures from the proceeds of tax-exempt debt.

The District's adoption of the FY18 and FY19 budget assumes the District's subsequent adoption of the proposed FY18 and FY19 rates. If the proposed rates are not adopted by the Board on July 11, 2017, the FY18 and FY19 budget will be revised and subsequently submitted to the Board for approval, as appropriate.

RESOLUTION NO. _____

APPROVING THE BUDGET OF THE EAST BAY MUNICIPAL UTILITY DISTRICT
WATER AND WASTEWATER SYSTEMS FOR FISCAL YEAR 2018 AND
FISCAL YEAR 2019 AND ESTABLISHING THE TERMS AND CONDITIONS
FOR THE PAYMENT OF DEMANDS AGAINST THE DISTRICT

Introduced by Director

; Seconded by Director

WHEREAS, the General Manager has prepared an estimate of all expenditures necessary and advisable for the proper conduct of the activities of the East Bay Municipal Utility District and submitted the estimate to the Board of Directors in the Proposed Biennial Budget Fiscal Years 2018 and 2019 ("Proposed Biennial Budget"); and

WHEREAS, the Proposed Biennial Budget reflects proposed regular rate increases and a proposed staged system of temporary drought rates. The proposed regular rate increases are 9.25% and 9.0% for the Water System, and 5.0% and 5.0% for the Wastewater System for Fiscal Years 2018 and 2019, respectively. The proposed drought surcharges will be up to 8.0%, 20.0%, and 25.0% for drought stages 2, 3, and 4, respectively, which would apply to each unit of potable water consumed when the Board declares a water shortage emergency or a water shortage, or the State of California mandates reduced water use; and

WHEREAS, workshops were held on January 24, March 14, and April 11, 2017, at which time the members of the Board of Directors and members of the public were provided an opportunity to review and ask questions about the recommended budget prepared by the General Manager; and

WHEREAS, the Board has considered all the oral and written information presented to it;

NOW, THEREFORE, BE IT RESOLVED by the Board of Directors of the East Bay Municipal Utility District as follows:

1. The budget for Fiscal Year 2018 and Fiscal Year 2019 presented by the General Manager is hereby approved and adopted as the Fiscal Year 2018 and Fiscal Year 2019 budget for the East Bay Municipal Utility District. Copies of the budget documents are on file in the Office of the Secretary and are made a part of this resolution as though set forth in full.
2. For the purposes of complying with Section 11891.5 of the Public Utilities Code, the Fiscal Year 2018 and Fiscal Year 2019 budget is expressed in major groups of accounts as indicated below. The following amounts are hereby appropriated for expenditure:

WATER SYSTEM:	<u>FY18</u>	<u>FY19</u>
Operating Budget	\$277,923,353	\$292,454,029
Debt Service	199,550,760	210,036,261
Capital Budget	<u>386,450,000</u>	<u>367,459,000</u>
Total Water System	<u>\$863,924,113</u>	<u>\$869,949,290</u>

WASTEWATER SYSTEM		
Operating Budget	\$70,557,832	\$73,137,410
Debt Service	34,658,902	31,936,098
Capital Budget	<u>34,382,000</u>	<u>51,109,000</u>
Total Wastewater System	<u>\$139,598,734</u>	<u>\$156,182,508</u>

3. The General Manager is authorized to approve the payment of demands against the District in Fiscal Year 2018, without further Board authorization, so long as the demands are incurred for purposes and within the amounts set forth in the projection of the District's operations set forth above with respect to Fiscal Year 2018. Projection of the District's operations with respect to Fiscal Year 2019 will be resubmitted to the Board in June 2018 for review and approval, consistent with Public Utilities Code section 11891.5.
4. The General Manager is authorized for Fiscal Year 2018 and Fiscal Year 2019 to transfer funds between the Capital Budget and the Operating Budget in both the water and wastewater budgets as required, but not to exceed a variance of 5% and provided that the total budget for each of the two systems remains unchanged.
5. Subject to compliance with Section 12751 of the Public Utilities Code, authority is hereby delegated to incur obligations for the purposes and within the amounts specified for such purposes in the budget hereby approved under such terms and conditions as the General Manager shall establish.
6. In order to provide for completion of work on projects authorized but not completed as of the close of the fiscal year, balances remaining at the close of Fiscal Year 2017 and Fiscal Year 2018, respectively, are hereby appropriated for expenditure in the subsequent fiscal year, in addition to the applicable fiscal year appropriations for capital and operating expenditures.
7. The Director of Finance is hereby authorized and directed to distribute the Fiscal Year 2018 and Fiscal Year 2019 appropriations to the various accounts of the District in accordance with generally accepted accounting practices and consistent with the purposes and objectives identified in the approved budget. The Director of Finance is further authorized to apply surplus revenues above the targeted reserve levels identified in the approved budget to retire currently outstanding bonds where it is cost-effective to do so, fund capital expenditures in Fiscal Year 2018 and Fiscal Year 2019, or set aside revenues in a restricted fund to fund capital expenditures. Directors and department head managers are authorized to transfer unexpended funds to other approved operations or capital projects, provided that the total Capital Budget and Operating Budget for the Water and

Wastewater Systems remain unchanged, except for the 5% variance authorized for the General Manager in this Resolution. An annual report of the transferred capital unexpended funds will be submitted by the Budget Office to the General Manager.

8. Any monies received during Fiscal Year 2018 and Fiscal Year 2019 as a consequence of a grant approved for acceptance by the Board of Directors are hereby appropriated for the purposes for which the grant has been approved. Such appropriation includes authorization for the General Manager to expend such monies and for the Director of Finance to make payments therefore in accordance with the terms and conditions and for the purposes of the grant.
9. The Board hereby declares the District's intent to reimburse itself with the proceeds of one or more issues of tax-exempt bonds, commercial paper notes or other indebtedness (collectively, the "Obligations") for a portion of the costs of the District's capital improvement program for its Water System and Wastewater System, as set forth in the budget for Fiscal Year 2018 and Fiscal Year 2019. The maximum principal amount of the Obligations expected to be issued to finance the costs of such capital improvement program, as set forth in the District's Capital Budget is \$386.4 million in Fiscal Year 2018 and \$367.6 million in Fiscal Year 2019 in the Water System, and \$34.45 million for Fiscal Year 2018 and \$51.1 million in Fiscal Year 2019 for the Wastewater System.

ADOPTED this 27th day of June, 2017 by the following vote:

AYES:

NOES:

ABSENT:

ABSTAIN:

ATTEST:

President

Secretary

APPROVED AS TO FORM AND PROCEDURE:

General Counsel

{00018097;1}

ITEM 15

GENERAL MANAGER'S
REPORT

WILL BE PROVIDED
AS AN ORAL REPORT

EAST BAY MUNICIPAL UTILITY DISTRICT

DATE: June 22, 2017

MEMO TO: Board of Directors

THROUGH: Alexander R. Coate, General Manager *ARC*

FROM: Rischa S. Cole, Secretary of the District *RC*

SUBJECT: Planning Committee Minutes – June 13, 2017

Chair Frank Mellon called to order the Planning Committee in the Training Resource Center at 9:15 a.m. Director Doug Linney was present at roll call and Director Marguerite Young arrived at 9:20 a.m. Staff present included: General Manager Alexander R. Coate, General Counsel Craig S. Spencer, Director of Water and Natural Resources Richard G. Sykes, Associate Civil Engineer Ken K. Minn, Director of Operations and Maintenance Michael J. Wallis, Engineering Manager Brett T. Kawakami, Senior Civil Engineer Michael J. Hartlaub, Director of Engineering and Construction Xavier J. Irias, Engineering Manager David J. Rehnstrom, Special Assistant to the General Manager Alison A. Kastama, and Secretary of the District Rischa S. Cole.

Public Comment. None.

Sustainable Groundwater Management Act (SGMA) Compliance Update. Associate Civil Engineer Ken K. Minn provided an update on EBMUD's current efforts to comply with the SGMA and discussed the District's statutory responsibilities as the Groundwater Sustainability Agency (GSA) for the portion of the East Bay Plain sub-basin underlying the District's service area. In February 2017, the City of Hayward submitted an application to become a GSA for the portion of the sub-basin that is under its corporate boundary and not covered by EBMUD's GSA area. EBMUD and Hayward will work together to develop a single Groundwater Sustainability Plan (GSP) covering the entire East Bay Plain sub-basin by 2022 in accordance with state guidelines. Once approved, the GSP must be implemented to meet sustainability goals and annual reports must be submitted to the Department of Water Resources. Mr. Minn discussed situations when the state could intervene if a GSA or a GSP are deemed to be noncompliant with the SGMA, highlighted the District's financial authority as a GSA and current efforts to fund development of a GSP. There are grant funds available from the state and no more than one grant will be awarded for each basin, with a maximum grant of \$1 million. The required minimum local share cost is 50 percent of the total cost. Next steps include working with Hayward to submit a grant application in August 2017, crafting a Memorandum of Understanding on East Bay Plain SGMA-related activities with Hayward for Board consideration in the fall, developing a work plan to prepare the GSP, reaching out to stakeholders and developing the GSP between 2019 and 2020. There was Committee discussion regarding which government agency approves and enforces the GSP, ongoing costs to maintain the GSP and the plan to address homeowner wells. The Committee asked staff to confirm if criminal penalties can be imposed for noncompliance with the SGMA.

Trihalomethanes (THMs) Update. Engineering Manager Brett T. Kawakami and Senior Civil Engineer Michael J. Hartlaub provided an update on the District's efforts to address increasing THM concentrations in the distribution system. Mr. Kawakami noted that concentrations are higher now compared to previous years and are likely attributed to the drought, source water composition, warmer water, and decreased customer consumption which results in water residing in the distribution system for longer periods. The Maximum Contaminant Level (MCL) for THMs at any particular location is 80 µg/L, calculated as an annual average. The District's water quality goal is 40 µg/L. In the second quarter of 2017, staff analyzed sixteen locations and two had THM concentrations above 80 µg/L. Although the District is currently in compliance with state regulatory standards, these elevated levels are a cause for concern from a public health perspective and exceeding the MCL would require public notification. Prior to the second quarter of 2017, the District implemented immediate actions including increased sampling for THMs at its water treatment plants and distribution system, operational changes to reduce THM formation, a new flushing program, and began piloting an aeration system at the Lafayette water treatment plant.

Next, Mr. Hartlaub discussed the District's short-term actions to address THMs which include installing additional monitoring equipment and chloramine boosting stations in the distribution system and constructing a permanent pilot plant to investigate treatment alternatives for changing water quality. Staff is finalizing an Inline Water Treatment Plant Pretreatment study to address disinfection byproducts, treatment capacity, and other water quality issues at Orinda and Walnut Creek water treatment plants. Staff will provide an update later in 2017 regarding additional efforts to accelerate projects and a proposed implementation schedule. The Committee asked questions and expressed concern about the information presented. Staff confirmed that the District's drinking water quality remains in full compliance with all state and federal regulations and that staff has been, and will continue, to take action to address elevated THMs.

Oakport Property Update. The Committee requested that this item be deferred to the July Planning Committee meeting.

Adjournment. Director Mellon adjourned the meeting at 10:25 a.m.

ARC/RSC

W:\Minutes\Minutes 2017\061317_planning_minutes.docx

EAST BAY MUNICIPAL UTILITY DISTRICT

DATE: June 22, 2017

MEMO TO: Board of Directors

THROUGH: Alexander R. Coate, General Manager *ARC*

FROM: Rischa S. Cole, Secretary of the District *RC*

SUBJECT: Legislative/Human Resources Committee Minutes – June 13, 2017

Chair John A. Coleman called to order the Legislative/Human Resources Committee at 10:30 a.m. in the Training Resource Center. Director Marguerite Young was present at roll call and Director William B. Patterson arrived at 10:34 a.m. Staff present included: General Manager Alexander R. Coate, General Counsel Craig S. Spencer, Manager of Human Resources Laura A. Brunson, Human Resources Regulatory Coordinator Roger H. Wapner, Manager of Legislative Affairs Marlaine K. Dumaine, Special Assistant to the General Manager Alison A. Kastama, and Secretary of the District Rischa S. Cole.

Public Comment. None.

Proposed Employee Assistance Program (EAP) Contract. Human Resources Regulatory Coordinator Roger H. Wapner reviewed the District's EAP services and noted that the current service contract will expire on June 30, 2017. He discussed service utilization rates and explained that based on a 2016 program review, the District's estimated return on its investment in the EAP is \$5.97 for every dollar spent. Requests for proposals were sent to five local and national EAP firms, posted in the Contract Equity Program's Equalizer Newsletter and advertised on the District's website. The District received one proposal from Claremont Behavioral Services. A joint labor/management selection committee reviewed and selected Claremont Behavioral Services' proposal based on counselor qualifications, treatment models, geographic proximity to District facilities, breadth of services provided, client references and pricing. Claremont Behavioral Services has been the District's EAP provider since 1999. A recommendation to authorize the contract with Claremont Behavioral Services for a total cost not to exceed \$1,513,841 over ten years is scheduled for Board consideration at its meeting later today. It was moved by Director Patterson, seconded by Director Young, and carried (3-0) to recommend Board approval of the contract.

Legislative Update. Manager of Legislative Affairs Marlaine K. Dumaine provided an update on AB 898 (Frazier) - Property taxation: revenue allocations: East Contra Costa Fire Protection District. The hearing on the bill was canceled at Assemblymember Frazier's request. She discussed possible next steps for the bill and the Committee asked questions regarding actions being considered by other special districts and the California Special Districts Association. Ms. Dumaine advised she would keep the Board apprised of any changes. Next, she provided an update on SB 623 (Monning) – Safe and Affordable Drinking Water Fund. She highlighted the bill's intent to establish a fund to be administered by the State Water Resources Control Board to assist small communities that may

experience problems operating their water and wastewater treatment systems. She noted that the bill will be amended in the coming weeks to include language on funding. Staff will return to the Board with a recommended position once the bill is amended. The Committee expressed concern regarding the funding proposals for the bill which includes implementing a possible public goods charge on utility bills and thanked staff for keeping the Board updated.

Adjournment. Chair Coleman adjourned the meeting at 11:00 a.m.

ARC/RSC

W:\Minutes\Minutes 2017\061317_lhr_minutes.docx